

भारत सरकार  
उत्तर क्षेत्रीय विद्युत समिति  
18-ए, श.जीत सिंह मार्ग, कटवारिया सराय,  
नई दिल्ली- 110016  
Government of India  
Northern Regional Power Committee  
18-A, S. Jeet Singh Marg, Katwaria Sarai,  
New Delhi-110016

सं. उक्षेविस/वाणिज्यिक/201/क्षे.ऊ.ले./2014/4783-4821  
No. NRPC/Comml/201/ REA/ 2014/

दिनांक : 02 सितंबर, 2014  
Dated: 02<sup>nd</sup> September, 2014

सेवामें,  
To,

संलग्न सूची के अनुसार  
As per list enclosed

विषय : माह मई 2014 का अंतिम क्षेत्रीय ऊर्जा लेखा ।

**Subject** –Final REA for the month of May 2014.


महोदय/Sir,

माह मई 2014 का अंतिम क्षेत्रीय ऊर्जा लेखा की एक प्रति इस पत्र के साथ संलग्न कर आपको आवश्यक कार्यवाही हेतु प्रेषित की जा रही है (प्रति हमारी वेबसाइट [www.nrpc.gov.in](http://www.nrpc.gov.in) पर भी उपलब्ध है) । उत्तरी क्षेत्र के सभी घटकों से अनुरोध है कि यदि इस लेखा में कोई त्रुटि हो, तो उसे इस लेखा के जारी होने के 15 दिन के भीतर इस कार्यालय को सूचित करें । यदि 15 दिन के भीतर इस संबंध में किसी भी घटक से कोई सूचना नहीं प्राप्त होती है, तो इस लेखा को सही मान कर उसे पूर्णतया अंतिम समझा जायेगा ।

Please find enclosed a copy of Final Regional Energy Account (REA) for the month of May 2014 (also available on [www.nrpc.gov.in](http://www.nrpc.gov.in)) for further necessary action. The constituents are requested to intimate the discrepancy / error, if any, within 15 days from the date of issue of this REA. In case no such communication is received from any constituent within 15 days, the REA will be treated as correct and closed.

अनुलग्नक - यथोपरि ।  
Encl.: As above.

भवदीय  
Yours faithfully,

  
अधीक्षण अभियंता (वाणिज्य)  
Superintending Engineer (Commercial)

## Northern Regional Power Committee

Final REA for the Month of MAY, 2014

Table - A

Details of Plant Availability Factor (PAF) for CS Stations

Constituent	PAFM(%)	PAFY(%)
ANTA GPP	95.769	89.783
AURAIYA GPP	80.852	90.354
BAIRASIUL HEP	97.571	-
CHAMERA HEP	100.247	-
CHAMERA-II HEP	101.215	-
CHAMERA-III HEP	100.451	-
DADRI GPP	99.058	98.778
DADRI TPS	104.672	103.234
DADRI-II TPS	105.081	80.664
DHAULIGANGA HEP	45.092	-
DULHASTI HEP	102.512	-
JHAJJAR	70.361	70.361
KOTESHWAR	76.165	-
NATHPA JHAKRI HEP	108.300	-
PARBATI-III	66.706	-
RAMPUR HEP	88.106	-
RIHAND STPS	90.769	92.696
RIHAND-II STPS	92.035	94.947
RIHAND-III STPS	82.629	82.640
SEWA-II HEP	102.694	-
SINGRAULI STPS	89.353	91.218
SALAL HEP	98.526	-
TEHRI HEP	44.427	-
TANAKPUR HEP	55.033	-
UNCHAHAAR-I TPS	105.920	105.650
UNCHAHAAR-II TPS	80.864	83.943
UNCHAHAAR-III TPS	105.980	103.472
URI HEP	100.160	-
URI-II HEP	101.147	-

## Northern Regional Power Committee

### Final REA for the Month of MAY, 2014

Table - C1

WT. AVG. ENTITLEMENTS OF UTILITIES FOR THE MONTH IN CS STATIONS BASED ON GOI ORDERS(%)

Station	ANDHRA PRADESH	BANGLADESH	CHANDIGARH	DELHI	HIMACHAL PRADESH	HARYANA	JAMMU AND KASHMIR	KERALA	ORISSA	PUNJAB	PG-DADRI(G)	PG-RIHAND	RAJASTHAN	RAILWAYS	UTTARAKHAND	UTTAR PRADESH
ANTA GPP	0.000	0.000	1.700	10.500	4.856	6.750	9.853	0.000	0.000	12.966	0.000	0.000	21.086	0.000	5.450	26.839
AURAIYA GPP	0.000	0.000	1.100	10.860	4.200	6.586	8.670	0.000	0.000	13.400	0.000	0.000	10.080	4.530	4.990	35.584
BAIRASIUL HEP	0.000	0.000	0.000	11.000	12.000	30.500	0.000	0.000	0	46.500	0.000	0.000	0.000	0.000	0.000	0.000
CHAMERA HEP	0.000	0.000	3.900	7.900	14.900	15.800	3.900	0.000	0	10.200	0.000	0.000	19.600	0.000	3.530	20.270
CHAMERA-II HEP	0.000	0.000	1.280	13.330	17.200	6.890	9.836	0.000	0.000	11.530	0.000	0.000	11.200	0.000	1.986	26.748
CHAMERA-III HEP	0.000	0.000	1.111	12.734	17.626	6.402	9.828	0.000	0.000	9.126	0.000	0.000	12.184	0.000	5.761	25.228
DADRI GPP	0.000	0.000	0.850	10.960	3.606	5.420	8.114	0.000	0.000	16.496	0.100	0.000	9.876	8.430	4.180	31.968
DADRI SOLAR	0	0	0	0	0	0	0	0	100.000	0	0	0	0	0	0	0
DADRI TPS	0.000	0.000	0.000	90.000	0.000	0.000	0.000	0.000	0	0.000	0.000	0.000	0.000	0.000	0.000	10.000
DADRI-II TPS	0.000	1.020	0.260	75.000	0.656	0.520	1.506	0.000	0	1.066	0.000	0.000	4.644	0.000	0.850	14.478
DHAULIGANGA HEP	0.000	0.000	1.230	13.210	4.840	6.730	8.996	0.000	0	11.270	0.000	0.000	10.920	0.000	17.720	25.084
DULHASTI HEP	0.000	0.000	0.980	12.830	1.270	6.490	24.076	0.000	0	9.550	0.000	0.000	12.150	0.000	5.760	26.894
JHAJJAR	15.070	0.000	0.260	17.389	0.646	46.720	1.474	6.000	0.000	0.646	0.000	0.000	0.646	0.000	0.840	10.309
KOTESHWAR	0.000	0.000	0.700	9.860	3.350	4.880	6.450	0.000	0	7.200	0.000	0.000	9.200	0.000	16.250	42.110
NAPP	0.000	0.000	1.630	10.680	4.416	7.350	10.334	0.000	0	12.826	0.000	0.000	11.236	0.000	5.306	36.222
NATHPA JHAKRI HEP	0.000	0.000	0.870	9.470	37.310	4.940	8.936	0.000	0	10.970	0.000	0.000	8.310	0.000	1.096	18.098
PARBATI-III	0.000	0.000	1.110	12.730	17.630	6.400	9.826	0.000	0	9.130	0.000	0.000	12.180	0.000	5.760	25.234
RAPPB	0.000	0.000	0.663	0.000	0.000	12.889	7.950	0.000	0	24.605	0.000	0.000	35.787	0.000	0.000	18.106
RAPPC	0.000	0.000	1.506	12.690	5.460	7.320	4.746	0.000	0	12.470	0.000	0.000	22.000	0.000	6.080	27.728
RAMPUR HEP	0.000	0.000	0.310	0.000	42.690	4.770	8.900	0.000	0	6.400	0.000	0.000	8.500	0.000	11.590	16.840
RIHAND STPS	0.000	2.500	1.230	10.000	4.080	6.960	8.330	0.000	0	11.950	0.000	0.080	13.636	0.000	4.680	36.554
RIHAND-II STPS	0.000	1.500	1.050	12.600	3.930	6.200	10.846	0.000	0	11.240	0.000	0.000	14.490	0.000	4.220	33.924
RIHAND-III STPS	0.000	0.000	0.825	13.191	4.071	6.165	8.172	0.000	0	9.417	0.000	0.000	16.509	0.000	4.834	36.816
SEWA-II HEP	0.000	0.000	1.340	13.330	1.270	6.850	22.096	0.000	0	9.600	0.000	0.000	12.110	0.000	5.820	27.584
SINGRAULI STPS	0.000	2.500	0.230	7.500	0.586	10.470	1.346	0.000	0	10.956	0.000	0.000	19.154	0.000	5.580	41.678
SALAL HEP	0.000	0.000	0.270	11.620	0.990	15.020	34.390	0.000	0	26.600	0.000	0.000	2.950	0.000	1.210	6.950
TEHRI HEP	0.000	0.000	0.940	10.300	3.640	4.970	6.730	0.000	0	8.540	0.000	0.000	8.340	0.000	15.790	40.750
TANAKPUR HEP	0.000	0.000	1.280	12.810	3.840	6.400	7.680	0.000	0	17.930	0.000	0.000	11.530	0.000	15.890	22.640
UNCHAHAAR-I TPS	0.000	0.000	0.570	5.710	1.890	2.800	3.846	0.000	0	8.930	0.000	0.000	6.350	0.000	8.860	61.044
UNCHAHAAR-II TPS	0.000	0.000	0.990	11.190	3.560	6.040	8.750	0.000	0	15.420	0.000	0.000	14.036	0.000	4.510	35.504
UNCHAHAAR-III TPS	0.000	0.000	0.760	13.810	4.500	6.260	7.776	0.000	0	9.230	0.000	0.000	15.854	0.000	7.086	34.724
URI HEP	0.000	0.000	0.620	11.040	2.710	5.420	33.960	0.000	0	13.750	0.000	0.000	8.960	0.000	3.480	20.060
URI-II HEP	0.000	0.000	1.143	13.452	1.270	6.591	23.257	0.000	0	9.402	0.000	0.000	12.675	0.000	6.001	26.209

NOTE : Wt. Avg. Entitlements includes capacity allocated to NVVN-Coal Power for bundling with solar power under Jawahar Lal Nehru National Solar Mission indicated at Annexure-IA

## Northern Regional Power Committee

Final REA for the Month of MAY, 2014

Table - D2

Energy Scheduled To the Beneficiaries from CS Hydro Stations

(All Figs in LUs)

CS Station	State Utilities	Scheduled Energy	Free Energy (Included in Schedule)
<b>NATHPA JHAKRI HEP :-</b>			
	CHANDIGARH	65.276500	
	DELHI	517.073625	
	HARYANA	370.717400	
	HIMACHAL PRADESH	2799.890100	901.588789
	J & K	670.573500	
	PUNJAB	823.242375	
	RAJASTHAN	623.602125	
	URS_NR	168.299950	
	UTTAR PRADESH	1358.167200	
	UTTARAKHAND	82.208975	
<b>TOTAL NATHPA JHAKRI HEP</b>		<b>7479.051750</b>	
<b>PARBATI-III :-</b>			
	CHANDIGARH	7.045300	
	DELHI	80.792650	
	HARYANA	40.621000	
	HIMACHAL PRADESH	111.906650	85.936553
	J & K	62.364050	
	PUNJAB	57.955475	
	RAJASTHAN	77.307375	
	UTTAR PRADESH	160.173375	
	UTTARAKHAND	36.559125	
<b>TOTAL PARBATI-III</b>		<b>634.725000</b>	
<b>RAMPUR HEP :-</b>			
	CHANDIGARH	2.249975	
	HARYANA	34.552000	
	HIMACHAL PRADESH	309.137050	94.274246
	J & K	64.439900	
	PUNJAB	46.334800	
	RAJASTHAN	61.555350	
	UTTAR PRADESH	121.947350	
	UTTARAKHAND	83.941075	
<b>TOTAL RAMPUR HEP</b>		<b>724.157500</b>	

भारत सरकार  
उत्तर क्षेत्रीय विद्युत समिति  
18-ए, श.जीत सिंह मार्ग, कटवारिया सराय,  
नई दिल्ली- 110016  
Government of India  
Northern Regional Power Committee  
18-A, S. Jeet Singh Marg, Katwaria Sarai,  
New Delhi-110016

सं. उधेविस/वाणिज्यिक/201/क्षे.ऊ.ले./2014/4822-60  
No. NRPC/Comm/201/ REA/ 2014/

दिनांक : 02 सितंबर, 2014  
Dated: 02<sup>nd</sup> September, 2014

सेवामें,  
To,

संलग्न सूची के अनुसार  
As per list enclosed

विषय : माह जून 2014 का अंतिम क्षेत्रीय ऊर्जा लेखा ।

**Subject** –Final REA for the month of June 2014.


महोदय/Sir,

माह जून 2014 का अंतिम क्षेत्रीय ऊर्जा लेखा की एक प्रति इस पत्र के साथ संलग्न कर आपको आवश्यक कार्यवाही हेतु प्रेषित की जा रही है (प्रति हमारी वेबसाइट [www.nrpc.gov.in](http://www.nrpc.gov.in) पर भी उपलब्ध है) । उत्तरी क्षेत्र के सभी घटकों से अनुरोध है कि यदि इस लेखा में कोई त्रुटि हो, तो उसे इस लेखा के जारी होने के 15 दिन के भीतर इस कार्यालय को सूचित करें । यदि 15 दिन के भीतर इस संबंध में किसी भी घटक से कोई सूचना नहीं प्राप्त होती है, तो इस लेखा को सही मान कर उसे पूर्णतया अंतिम समझा जायेगा ।

Please find enclosed a copy of Final Regional Energy Account (REA) for the month of June 2014 (also available on [www.nrpc.gov.in](http://www.nrpc.gov.in)) for further necessary action. The constituents are requested to intimate the discrepancy / error, if any, within 15 days from the date of issue of this REA. In case no such communication is received from any constituent within 15 days, the REA will be treated as correct and closed.

अनुलग्नक - यथोपरि ।  
Encl.: As above.

भवदीय  
Yours faithfully,

  
कृत  
अधीक्षण अभियंता (वाणिज्य)  
Superintending Engineer (Commercial)

## Northern Regional Power Committee

Final REA for the Month of JUNE, 2014

Table - A

Details of Plant Availability Factor (PAF) for CS Stations

Constituent	PAFM(%)	PAFY(%)
ANTA GPP	90.204	89.921
AURAIYA GPP	75.988	85.618
BAIRASIUL HEP	100.681	-
CHAMERA HEP	100.296	-
CHAMERA-II HEP	101.870	-
CHAMERA-III HEP	100.338	-
DADRI GPP	98.179	98.581
DADRI TPS	105.735	104.059
DADRI-II TPS	103.800	88.291
DHAULIGANGA HEP	49.492	-
DULHASTI HEP	94.833	-
JHAJJAR	92.463	77.647
KOTESHWAR	93.925	-
NATHPA JHAKRI HEP	108.232	-
PARBATI-III	52.684	-
RAMPUR HEP	100.866	-
RIHAND STPS	92.684	92.692
RIHAND-II STPS	69.573	86.582
RIHAND-III STPS	92.648	85.939
SEWA-II HEP	102.694	-
SINGRAULI STPS	88.844	90.435
SALAL HEP	97.397	-
TEHRI HEP	41.370	-
TANAKPUR HEP	85.479	-
UNCHAHAAR-I TPS	104.589	105.300
UNCHAHAAR-II TPS	104.942	90.866
UNCHAHAAR-III TPS	105.158	104.028
URI HEP	100.160	-
URI-II HEP	100.582	-

## Northern Regional Power Committee

Final REA for the Month of JUNE, 2014

Table - C1

**WT. AVG. ENTITLEMENTS OF UTILITIES FOR THE MONTH IN CS STATIONS BASED ON GOI ORDERS(%)**

Station	ANDHRA PRADESH	BANGLADESH	CHANDIGARH	DELHI	HIMACHAL PRADESH	HARYANA	JAMMU AND KASHMIR	KERALA	ORISSA	PUNJAB	PG-DADRI(G)	PG-RIHAND	RAJASTHAN	RAILWAYS	TELANGANA	UTTARAKHAND	UTTAR PRADESH
ANTA GPP	0.000	0.000	1.700	10.500	3.580	5.730	9.220	0.000	0.000	15.528	0.000	0.000	20.580	0.000	0.000	4.688	28.474
AURAIYA GPP	0.000	0.000	1.100	10.860	3.320	5.880	8.230	0.000	0.000	15.174	0.000	0.000	9.730	4.530	0.000	4.460	36.716
BAIRASIUL HEP	0.000	0.000	0.000	11.000	12.000	30.500	0.000	0.000	0	46.500	0.000	0.000	0.000	0.000	0.000	0.000	0.000
CHAMERA HEP	0.000	0.000	3.900	7.900	14.900	15.800	3.900	0.000	0	10.200	0.000	0.000	19.600	0.000	0.000	3.530	20.270
CHAMERA-II HEP	0.000	0.000	1.280	13.330	15.670	5.670	9.088	0.000	0.000	14.588	0.000	0.000	10.590	0.000	0.000	1.070	28.714
CHAMERA-III HEP	0.000	0.000	1.111	12.734	16.356	5.382	9.200	0.000	0.000	11.684	0.000	0.000	11.682	0.000	0.000	5.001	26.850
DADRI GPP	0.000	0.000	0.850	10.960	3.010	4.940	7.820	0.000	0.000	17.690	0.100	0.000	9.640	8.430	0.000	3.830	32.730
DADRI SOLAR	0	0	0	0	0	0	0	0	100.000	0	0	0	0	0	0	0	0
DADRI TPS	0.000	0.000	0.000	90.000	0.000	0.000	0.000	0.000	0	0.000	0.000	0.000	0.000	0.000	0.000	0.000	10.000
DADRI-II TPS	0.000	1.020	0.260	75.000	0.000	0.000	1.180	0.000	0	2.380	0.000	0.000	4.380	0.000	0.000	0.460	15.320
DHAULIGANGA HEP	0.000	0.000	1.230	13.210	3.570	5.710	8.368	0.000	0	13.828	0.000	0.000	10.418	0.000	0.000	16.960	26.706
DULHASTI HEP	0.000	0.000	0.980	12.830	0.000	5.470	23.448	0.000	0	12.108	0.000	0.000	11.648	0.000	0.000	5.000	28.516
JHAJJAR	7.221	0.000	0.260	10.683	0.000	46.200	1.160	6.000	0.000	1.940	0.000	0.000	0.390	0.000	7.849	0.450	17.847
KOTESHWAR	0.000	0.000	0.700	9.860	2.510	4.210	6.038	0.000	0	8.880	0.000	0.000	8.868	0.000	0.000	15.750	43.184
NAPP	0.000	0.000	1.634	10.680	3.180	6.360	9.728	0.000	0	15.300	0.000	0.000	10.740	0.000	0.000	4.568	37.810
NATHPA JHAKRI HEP	0.000	0.000	0.870	9.470	36.470	4.270	8.520	0.000	0	12.664	0.000	0.000	7.980	0.000	0.000	0.590	19.166
PARBATI-III	0.000	0.000	1.110	12.730	16.360	5.380	9.199	0.000	0	11.689	0.000	0.000	11.679	0.000	0.000	5.000	26.853
RAPPB	0.000	0.000	0.663	0.000	0.000	12.889	7.950	0.000	0	24.605	0.000	0.000	35.787	0.000	0.000	0.000	18.106
RAPPC	0.000	0.000	1.510	12.690	3.400	5.670	3.720	0.000	0	16.613	0.000	0.000	21.180	0.000	0.000	4.848	30.369
RAMPUR HEP	0.000	0.000	0.310	0.000	41.910	4.150	8.520	0.000	0	7.950	0.000	0.000	8.190	0.000	0.000	11.120	17.850
RIHAND STPS	0.000	2.500	1.230	10.000	3.500	6.500	8.048	0.000	0	13.118	0.000	0.080	13.400	0.000	0.000	4.340	37.284
RIHAND-II STPS	0.000	1.500	1.050	12.600	3.300	5.700	10.538	0.000	0	12.508	0.000	0.000	14.240	0.000	0.000	3.840	34.724
RIHAND-III STPS	0.000	0.000	0.825	13.191	3.371	5.605	7.826	0.000	0	10.825	0.000	0.000	16.233	0.000	0.000	4.414	37.710
SEWA-II HEP	0.000	0.000	1.340	13.330	0.000	5.830	21.468	0.000	0	12.158	0.000	0.000	11.608	0.000	0.000	5.060	29.206
SINGRAULI STPS	0.000	2.500	0.230	7.500	0.000	10.000	1.058	0.000	0	12.130	0.000	0.000	18.920	0.000	0.000	5.230	42.432
SALAL HEP	0.000	0.000	0.270	11.620	0.990	15.020	34.390	0.000	0	26.600	0.000	0.000	2.950	0.000	0.000	1.210	6.950
TEHRI HEP	0.000	0.000	0.940	10.300	2.800	4.300	6.318	0.000	0	10.220	0.000	0.000	8.008	0.000	0.000	15.290	41.824
TANAKPUR HEP	0.000	0.000	1.280	12.810	3.840	6.400	7.680	0.000	0	17.930	0.000	0.000	11.530	0.000	0.000	15.890	22.640
UNCHAHAAR-I TPS	0.000	0.000	0.570	5.710	1.670	2.620	3.738	0.000	0	9.388	0.000	0.000	6.252	0.000	0.000	8.730	61.322
UNCHAHAAR-II TPS	0.000	0.000	0.990	11.190	2.860	5.480	8.408	0.000	0	16.834	0.000	0.000	13.750	0.000	0.000	4.090	36.398
UNCHAHAAR-III TPS	0.000	0.000	0.760	13.810	3.810	5.710	7.438	0.000	0	10.618	0.000	0.000	15.584	0.000	0.000	6.673	35.597
URI HEP	0.000	0.000	0.620	11.040	2.710	5.420	33.960	0.000	0	13.750	0.000	0.000	8.960	0.000	0.000	3.480	20.060
URI-II HEP	0.000	0.000	1.143	13.452	0.000	5.571	22.629	0.000	0	11.960	0.000	0.000	12.173	0.000	0.000	5.241	27.831

NOTE : Wt. Avg. Entitlements includes capacity allocated to NRVN-Coal Power for bundling with solar power under Jawahar Lal Nehru National Solar Mission indicated at Annexure-IA

## Northern Regional Power Committee

Final REA for the Month of JUNE, 2014

Table - D2

Energy Scheduled To the Beneficiaries from CS Hydro Stations

(All Figs in LUs)

CS Station	State Utilities	Scheduled Energy	Free Energy (Included in Schedule)
<b>NATHPA JHAKRI HEP :-</b>			
	CHANDIGARH	93.541725	
	DELHI	741.000300	
	HARYANA	459.241550	
	HIMACHAL PRADESH	3922.041200	1291.961797
	J & K	916.279875	
	PUNJAB	1361.920875	
	RAJASTHAN	858.190750	
	URS_NR	259.244325	
	UTTAR PRADESH	2061.590175	
	UTTARAKHAND	63.451500	
<b>TOTAL NATHPA JHAKRI HEP</b>		<b>10736.502275</b>	
<b>PARBATI-III :-</b>			
	CHANDIGARH	13.425450	
	DELHI	153.951575	
	HARYANA	65.068675	
	HIMACHAL PRADESH	197.852100	157.871651
	J & K	111.255650	
	PUNJAB	141.365950	
	RAJASTHAN	141.261725	
	UTTAR PRADESH	324.772625	
	UTTARAKHAND	60.471250	
<b>TOTAL PARBATI-III</b>		<b>1209.425000</b>	
<b>RAMPUR HEP :-</b>			
	CHANDIGARH	4.901875	
	HARYANA	65.544550	
	HIMACHAL PRADESH	661.789825	209.555475
	J & K	134.529325	
	PUNJAB	125.551500	
	RAJASTHAN	129.318775	
	UTTAR PRADESH	281.870400	
	UTTARAKHAND	175.618750	
<b>TOTAL RAMPUR HEP</b>		<b>1579.125000</b>	

भारत सरकार  
उत्तर क्षेत्रीय विद्युत समिति  
18-ए, श.जीत सिंह मार्ग, कटवारिया सराय,  
नई दिल्ली- 110016  
Government of India  
Northern Regional Power Committee  
18-A, S. Jeet Singh Marg, Katwaria Sarai,  
New Delhi-110016

सं. उक्षेविस/वाणिज्यिक/201/क्षे.ऊ.ले./2014/ 4861-99  
No. NRPC/Comm/201/ REA/ 2014/

दिनांक : 02 सितंबर, 2014  
Dated: 02<sup>nd</sup> September, 2014

सेवामें,  
To,

संलग्न सूची के अनुसार  
As per list enclosed

विषय : माह जुलाई 2014 का अंतिम क्षेत्रीय ऊर्जा लेखा ।

**Subject** –Final REA for the month of July 2014.

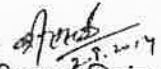
महोदय/Sir,

माह जुलाई 2014 का अंतिम क्षेत्रीय ऊर्जा लेखा की एक प्रति इस पत्र के साथ संलग्न कर आपको आवश्यक कार्यवाही हेतु प्रेषित की जा रही है (प्रति हमारी वेबसाइट [www.nrpc.gov.in](http://www.nrpc.gov.in) पर भी उपलब्ध है) । उत्तरी क्षेत्र के सभी घटकों से अनुरोध है कि यदि इस लेखा में कोई त्रुटि हो, तो उसे इस लेखा के जारी होने के 15 दिन के भीतर इस कार्यालय को सूचित करें । यदि 15 दिन के भीतर इस संबंध में किसी भी घटक से कोई सूचना नहीं प्राप्त होती है, तो इस लेखा को सही मान कर उसे पूर्णतया अंतिम समझा जायेगा ।

Please find enclosed a copy of Final Regional Energy Account (REA) for the month of July 2014 (also available on [www.nrpc.gov.in](http://www.nrpc.gov.in)) for further necessary action. The constituents are requested to intimate the discrepancy / error, if any, within 15 days from the date of issue of this REA. In case no such communication is received from any constituent within 15 days, the REA will be treated as correct and closed.

अनुलग्नक - यथोपरि ।  
Encl.: As above.

भवदीय  
Yours faithfully,

  
अधीक्षण अभियंता (वाणिज्य)  
2/2 Superintending Engineer (Commercial)

## Northern Regional Power Committee

Final REA for the Month of JULY, 2014

Table - A

Details of Plant Availability Factor (PAF) for CS Stations

Constituent	PAFM(%)	PAFY(%)
ANTA GPP	92.955	90.692
AURAIYA GPP	95.727	88.186
BAIRASIUL HEP	94.492	-
CHAMERA HEP	100.175	-
CHAMERA-II HEP	100.335	-
CHAMERA-III HEP	97.290	-
DADRI GPP	67.913	90.788
DADRI TPS	103.893	104.017
DADRI-II TPS	82.682	86.866
DHAULIGANGA HEP	29.091	-
DULHASTI HEP	81.308	-
JHAJJAR	80.640	78.408
KOTESHWAR	82.308	-
NATHPA JHAKRI HEP	108.300	-
PARBATI-III	50.457	-
RAMPUR HEP	99.714	-
RIHAND STPS	83.756	90.421
RIHAND-II STPS	81.706	85.343
RIHAND-III STPS	72.487	82.521
SEWA-II HEP	102.694	-
SINGRAULI STPS	87.168	89.605
SALAL HEP	96.811	-
TEHRI HEP	70.896	-
TANAKPUR HEP	76.894	-
UNCHAHAAR-I TPS	103.395	104.816
UNCHAHAAR-II TPS	104.559	94.345
UNCHAHAAR-III TPS	103.766	103.961
URI HEP	100.160	-
URI-II HEP	101.215	-

## Northern Regional Power Committee

Final REA for the Month of JULY, 2014

Table - C1

**WT. AVG. ENTITLEMENTS OF UTILITIES FOR THE MONTH IN CS STATIONS BASED ON GOI ORDERS(%)**

Station	ANDHRA PRADESH	BANGLADESH	CHANDIGARH	DELHI	HIMACHAL PRADESH	HARYANA	JAMMU AND KASHMIR	KERALA	ORISSA	PUNJAB	PG-DADRI(G)	PG-RIHAND	RAJASTHAN	RAILWAYS	TELANGANA	UTTARAKHAND	UTTAR PRADESH
ANTA GPP	0.000	0.000	1.700	10.500	3.580	5.730	9.220	0.000	0.000	15.530	0.000	0.000	20.580	0.000	0.000	4.690	28.470
AURAIYA GPP	0.000	0.000	1.100	10.860	3.320	5.880	8.230	0.000	0.000	15.180	0.000	0.000	9.730	4.530	0.000	4.460	36.710
BAIRASIUL HEP	0.000	0.000	0.000	11.000	12.000	30.500	0.000	0.000	0	46.500	0.000	0.000	0.000	0.000	0.000	0.000	0.000
CHAMERA HEP	0.000	0.000	3.900	7.900	14.900	15.800	3.900	0.000	0	10.200	0.000	0.000	19.600	0.000	0.000	3.530	20.270
CHAMERA-II HEP	0.000	0.000	1.280	13.330	15.670	5.670	9.090	0.000	0.000	14.590	0.000	0.000	10.590	0.000	0.000	1.070	28.710
CHAMERA-III HEP	0.000	0.000	1.111	12.734	16.356	5.382	9.202	0.000	0.000	11.686	0.000	0.000	11.684	0.000	0.000	5.001	26.844
DADRI GPP	0.000	0.000	0.850	10.960	3.010	4.940	7.820	0.000	0.000	17.690	0.100	0.000	9.640	8.430	0.000	3.830	32.730
DADRI SOLAR	0	0	0	0	0	0	0	0	100.000	0	0	0	0	0	0	0	0
DADRI TPS	0.000	0.000	0.000	90.000	0.000	0.000	0.000	0.000	0	0.000	0.000	0.000	0.000	0.000	0.000	0.000	10.000
DADRI-II TPS	0.000	1.020	0.260	75.000	0.000	0.000	1.180	0.000	0	2.380	0.000	0.000	4.380	0.000	0.000	0.460	15.320
DHAULIGANGA HEP	0.000	0.000	1.230	13.210	3.570	5.710	8.370	0.000	0	13.830	0.000	0.000	10.420	0.000	0.000	16.960	26.700
DULHASTI HEP	0.000	0.000	0.980	12.830	0.000	5.470	23.450	0.000	0	12.110	0.000	0.000	11.650	0.000	0.000	5.000	28.510
JHAJJAR	18.740	0.000	0.260	0.000	0.000	46.200	1.160	12.670	0.000	1.940	0.000	0.000	0.390	0.000	14.790	0.450	3.400
KOTESHWAR	0.000	0.000	0.700	9.860	2.510	4.210	6.040	0.000	0	8.880	0.000	0.000	8.870	0.000	0.000	15.750	43.180
NAPP	0.000	0.000	1.640	10.680	3.180	6.360	9.730	0.000	0	15.300	0.000	0.000	10.740	0.000	0.000	4.570	37.800
NATHPA JHAKRI HEP	0.000	0.000	0.870	9.470	36.470	4.270	8.520	0.000	0	12.670	0.000	0.000	7.980	0.000	0.000	0.590	19.160
PARBATI-III	0.000	0.000	1.110	12.730	16.360	5.380	9.200	0.000	0	11.690	0.000	0.000	11.680	0.000	0.000	5.000	26.850
RAPPB	0.000	0.000	0.663	0.000	0.000	12.889	7.950	0.000	0	24.605	0.000	0.000	35.787	0.000	0.000	0.000	18.106
RAPPC	0.000	0.000	1.510	12.690	3.400	5.670	3.720	0.000	0	16.620	0.000	0.000	21.180	0.000	0.000	4.850	30.360
RAMPUR HEP	0.000	0.000	0.310	0.000	41.910	4.150	8.520	0.000	0	7.950	0.000	0.000	8.190	0.000	0.000	11.120	17.850
RIHAND STPS	0.000	2.500	1.230	10.000	3.500	6.500	8.050	0.000	0	13.120	0.000	0.080	13.400	0.000	0.000	4.340	37.280
RIHAND-II STPS	0.000	1.500	1.050	12.600	3.300	5.700	10.540	0.000	0	12.510	0.000	0.000	14.240	0.000	0.000	3.840	34.720
RIHAND-III STPS	0.000	0.000	0.825	13.191	3.371	5.605	7.832	0.000	0	10.827	0.000	0.000	16.233	0.000	0.000	4.414	37.702
SEWA-II HEP	0.000	0.000	1.340	13.330	0.000	5.830	21.470	0.000	0	12.160	0.000	0.000	11.610	0.000	0.000	5.060	29.200
SINGRAULI STPS	0.000	2.500	0.230	7.500	0.000	10.000	1.060	0.000	0	12.130	0.000	0.000	18.920	0.000	0.000	5.230	42.430
SALAL HEP	0.000	0.000	0.270	11.620	0.990	15.020	34.390	0.000	0	26.600	0.000	0.000	2.950	0.000	0.000	1.210	6.950
TEHRI HEP	0.000	0.000	0.940	10.300	2.800	4.300	6.320	0.000	0	10.220	0.000	0.000	8.010	0.000	0.000	15.290	41.820
TANAKPUR HEP	0.000	0.000	1.280	12.810	3.840	6.400	7.680	0.000	0	17.930	0.000	0.000	11.530	0.000	0.000	15.890	22.640
UNCHAHAAR-I TPS	0.000	0.000	0.570	5.710	1.670	2.620	3.740	0.000	0	9.390	0.000	0.000	6.250	0.000	0.000	8.730	61.320
UNCHAHAAR-II TPS	0.000	0.000	0.990	11.190	2.860	5.480	8.410	0.000	0	16.840	0.000	0.000	13.750	0.000	0.000	4.090	36.390
UNCHAHAAR-III TPS	0.000	0.000	0.760	13.810	3.810	5.710	7.440	0.000	0	10.620	0.000	0.000	15.580	0.000	0.000	6.677	35.593
URI HEP	0.000	0.000	0.620	11.040	2.710	5.420	33.960	0.000	0	13.750	0.000	0.000	8.960	0.000	0.000	3.480	20.060
URI-II HEP	0.000	0.000	1.143	13.452	0.000	5.571	22.631	0.000	0	11.962	0.000	0.000	12.175	0.000	0.000	5.241	27.825

NOTE : Wt. Avg. Entitlements includes capacity allocated to NRVN-Coal Power for bundling with solar power under Jawahar Lal Nehru National Solar Mission indicated at Annexure-IA

## Northern Regional Power Committee

Final REA for the Month of JULY, 2014

Table - D2

Energy Scheduled To the Beneficiaries from CS Hydro Stations

(All Figs in LUs)

CS Station	State Utilities	Scheduled Energy	Free Energy (Included in Schedule)
<b>NATHPA JHAKRI HEP :-</b>			
	CHANDIGARH	102.715300	
	DELHI	831.547500	
	HARYANA	504.300275	
	HIMACHAL PRADESH	4306.798625	1417.532654
	J & K	1006.174900	
	PUNJAB	1496.204225	
	RAJASTHAN	942.383275	
	URS NR	283.733450	
	UTTAR PRADESH	2263.838400	
	UTTARAKHAND	69.678775	
<b>TOTAL NATHPA JHAKRI HEP</b>		<b>11807.374725</b>	
<b>PARBATI-III :-</b>			
	CHANDIGARH	18.783525	
	DELHI	215.276700	
	HARYANA	90.990300	
	HIMACHAL PRADESH	276.658875	221.676031
	J & K	155.588425	
	PUNJAB	197.687650	
	RAJASTHAN	197.547200	
	UTTAR PRADESH	454.088325	
	UTTARAKHAND	84.559000	
<b>TOTAL PARBATI-III</b>		<b>1691.180000</b>	
<b>RAMPUR HEP :-</b>			
	CHANDIGARH	6.052225	
	HARYANA	80.857050	
	HIMACHAL PRADESH	816.599275	258.048997
	J & K	165.967400	
	PUNJAB	154.904250	
	RAJASTHAN	159.564550	
	UTTAR PRADESH	347.792050	
	UTTARAKHAND	216.695700	
<b>TOTAL RAMPUR HEP</b>		<b>1948.432500</b>	

भारत सरकार  
उत्तर क्षेत्रीय विद्युत समिति  
18-ए, श.जीत सिंह मार्ग, कटवारिया सराय,  
नई दिल्ली- 110016  
Government of India  
Northern Regional Power Committee  
18-A, S. Jeet Singh Marg, Katwaria Sarai,  
New Delhi-110016

सं. उधेविस/वाणिज्यिक/201/क्षे.ऊ.ले./2014/ 5748-86  
No. NRPC/Comm/201/ REA/ 2014/

दिनांक : 01 अक्तूबर, 2014  
Dated: 01<sup>st</sup> October, 2014

सेवामें,  
To,

संलग्न सूची के अनुसार  
As per list enclosed

विषय : माह अगस्त 2014 का अंतिम क्षेत्रीय ऊर्जा लेखा ।

**Subject** –Final REA for the month of August 2014.

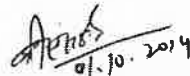
महोदय/Sir,

माह अगस्त 2014 का अंतिम क्षेत्रीय ऊर्जा लेखा की एक प्रति इस पत्र के साथ संलग्न कर आपको आवश्यक कार्यवाही हेतु प्रेषित की जा रही है (प्रति हमारी वेबसाइट [www.nrpc.gov.in](http://www.nrpc.gov.in) पर भी उपलब्ध है)। उत्तरी क्षेत्र के सभी घटकों से अनुरोध है कि यदि इस लेखा में कोई त्रुटि हो, तो उसे इस लेखा के जारी होने के 15 दिन के भीतर इस कार्यालय को सूचित करें। यदि 15 दिन के भीतर इस संबंध में किसी भी घटक से कोई सूचना नहीं प्राप्त होती है, तो इस लेखा को सही मान कर उसे पूर्णतया अंतिम समझा जायेगा।

Please find enclosed a copy of Final Regional Energy Account (REA) for the month of August 2014 (also available on [www.nrpc.gov.in](http://www.nrpc.gov.in)) for further necessary action. The constituents are requested to intimate the discrepancy / error, if any, within 15 days from the date of issue of this REA. In case no such communication is received from any constituent within 15 days, the REA will be treated as correct and closed.

अनुलग्नक - यथोपरि।  
Encl.: As above.

भवदीय  
Yours faithfully,



L  
श्री Superintendent Engineer (Commercial)

**Northern Regional Power Committee**  
**Final REA for the Month of AUGUST, 2014**

Table - A  
**Details of Plant Availability Factor (PAF) for CS Stations**

Constituent	PAFM(%)	PAFY(%)
ANTA GPP	94.729	91.510
AURAIYA GPP	97.363	90.046
BAIRASIUL HEP	99.429	-
CHAMERA HEP	100.090	-
CHAMERA-II HEP	102.259	-
CHAMERA-III HEP	101.215	-
DADRI GPP	91.464	90.925
DADRI TPS	104.277	104.069
DADRI-II TPS	66.856	82.812
DHAULIGANGA HEP	62.875	-
DULHASTI HEP	97.248	-
JHAJJAR	67.317	76.160
KOTESHWAR	99.870	-
NATHPA JHAKRI HEP	105.570	-
PARBATI-III	43.880	-
RAMPUR HEP	98.867	-
RIHAND STPS	57.240	83.698
RIHAND-II STPS	92.577	86.808
RIHAND-III STPS	48.508	75.629
SEWA-II HEP	102.694	-
SINGRAULI STPS	76.547	86.960
SALAL HEP	98.838	-
TEHRI HEP	101.401	-
TANAKPUR HEP	93.341	-
UNCHAAR-I TPS	88.102	101.430
UNCHAAR-II TPS	98.332	95.153
UNCHAAR-III TPS	103.611	103.890
URI HEP	86.874	-
URI-II HEP	99.654	-

## Northern Regional Power Committee

### Final REA for the Month of AUGUST, 2014

Table - C1

**WT. AVG. ENTITLEMENTS OF UTILITIES FOR THE MONTH IN CS STATIONS BASED ON GOI ORDERS(%)**

Station	ANDHRA PRADESH	BANGLADESH	CHANDIGARH	DELHI	HIMACHAL PRADESH	HARYANA	J & K	KERALA	ORISSA	PUNJAB	PG-DADRI	PG-RIHAND	RAJASTHAN	RAILWAYS	TELANGANA	UTTARAKHAND	UTTAR PRADESH
ANTA GPP	0.000	0.000	1.700	10.500	3.580	5.730	9.230	0.000	0.000	15.530	0.000	0.000	20.580	0.000	0.000	4.690	28.460
AURAIYA GPP	0.000	0.000	1.100	10.860	3.320	5.880	8.230	0.000	0.000	15.180	0.000	0.000	9.730	4.530	0.000	4.460	36.710
BAIRASIUL HEP	0.000	0.000	0.000	11.000	12.000	30.500	0.000	0.000	0	46.500	0.000	0.000	0.000	0.000	0.000	0.000	0.000
CHAMERA HEP	0.000	0.000	3.900	7.900	14.900	15.800	3.900	0.000	0	10.200	0.000	0.000	19.600	0.000	0.000	3.530	20.270
CHAMERA-II HEP	0.000	0.000	1.280	13.330	15.670	5.670	9.090	0.000	0.000	14.600	0.000	0.000	10.590	0.000	0.000	1.070	28.700
CHAMERA-III HEP	0.000	0.000	1.111	12.734	16.356	5.382	9.202	0.000	0.000	11.686	0.000	0.000	11.684	0.000	0.000	5.001	26.844
DADRI GPP	0.000	0.000	0.850	10.960	3.010	4.940	7.820	0.000	0.000	17.690	0.100	0.000	9.640	8.430	0.000	3.830	32.730
DADRI SOLAR	0	0	0	0	0	0	0	0	100.000	0	0	0	0	0	0	0	0
DADRI TPS	0.000	0.000	0.000	90.000	0.000	0.000	0.000	0.000	0	0.000	0.000	0.000	0.000	0.000	0.000	0.000	10.000
DADRI-II TPS	0.000	1.020	0.260	75.000	0.000	0.000	1.188	0.000	0	2.388	0.000	0.000	4.390	0.000	0.000	0.460	15.294
DHAULIGANGA HEP	0.000	0.000	1.230	13.210	3.570	5.710	8.370	0.000	0	13.830	0.000	0.000	10.420	0.000	0.000	16.960	26.700
DULHASTI HEP	0.000	0.000	0.980	12.830	0.000	5.470	23.458	0.000	0	12.110	0.000	0.000	11.650	0.000	0.000	5.000	28.502
JHAJJAR	20.290	0.000	0.260	0.000	0.000	46.200	1.160	11.120	0.000	1.940	0.000	0.000	0.390	0.000	14.790	0.450	3.400
KOTESHWAR	0.000	0.000	0.700	9.860	2.510	4.210	6.040	0.000	0	8.890	0.000	0.000	8.870	0.000	0.000	15.750	43.170
NAPP	0.000	0.000	1.640	10.680	3.180	6.360	9.730	0.000	0	15.310	0.000	0.000	10.740	0.000	0.000	4.570	37.790
NATHPA JHAKRI HEP	0.000	0.000	0.870	9.470	36.470	4.270	8.520	0.000	0	12.678	0.000	0.000	7.980	0.000	0.000	0.590	19.152
PARBATI-III	0.000	0.000	1.110	12.730	16.360	5.380	9.200	0.000	0	11.690	0.000	0.000	11.680	0.000	0.000	5.000	26.850
RAPPB	0.000	0.000	0.663	0.000	0.000	12.889	7.950	0.000	0	24.605	0.000	0.000	35.787	0.000	0.000	0.000	18.106
RAPPC	0.000	0.000	1.510	12.690	3.400	5.670	3.730	0.000	0	16.628	0.000	0.000	21.180	0.000	0.000	4.850	30.342
RAMPUR HEP	0.000	0.000	0.310	0.000	41.910	4.150	8.520	0.000	0	7.958	0.000	0.000	8.190	0.000	0.000	11.128	17.834
RIHAND STPS	0.000	2.500	1.230	10.000	3.500	6.500	8.050	0.000	0	13.120	0.000	0.080	13.400	0.000	0.000	4.340	37.280
RIHAND-II STPS	0.000	1.500	1.050	12.600	3.300	5.700	10.540	0.000	0	12.510	0.000	0.000	14.240	0.000	0.000	3.840	34.720
RIHAND-III STPS	0.000	0.000	0.825	13.191	3.371	5.605	7.832	0.000	0	10.835	0.000	0.000	16.233	0.000	0.000	4.414	37.694
SEWA-II HEP	0.000	0.000	1.340	13.330	0.000	5.830	21.478	0.000	0	12.160	0.000	0.000	11.610	0.000	0.000	5.060	29.192
SINGRAULI STPS	0.000	2.500	0.240	7.500	0.000	10.000	1.060	0.000	0	12.138	0.000	0.000	18.920	0.000	0.000	5.230	42.412
SALAL HEP	0.000	0.000	0.270	11.620	0.990	15.020	34.390	0.000	0	26.600	0.000	0.000	2.950	0.000	0.000	1.210	6.950
TEHRI HEP	0.000	0.000	0.940	10.300	2.800	4.300	6.320	0.000	0	10.230	0.000	0.000	8.010	0.000	0.000	15.290	41.810
TANAKPUR HEP	0.000	0.000	1.280	12.810	3.840	6.400	7.680	0.000	0	17.930	0.000	0.000	11.530	0.000	0.000	15.890	22.640
UNCHAHAHAR-I TPS	0.000	0.000	0.570	5.710	1.670	2.620	3.740	0.000	0	9.390	0.000	0.000	6.250	0.000	0.000	8.730	61.320
UNCHAHAHAR-II TPS	0.000	0.000	0.990	11.190	2.860	5.480	8.410	0.000	0	16.840	0.000	0.000	13.758	0.000	0.000	4.090	36.382
UNCHAHAHAR-III TPS	0.000	0.000	0.760	13.810	3.810	5.710	7.440	0.000	0	10.620	0.000	0.000	15.580	0.000	0.000	6.680	35.590
URI HEP	0.000	0.000	0.620	11.040	2.710	5.420	33.960	0.000	0	13.750	0.000	0.000	8.960	0.000	0.000	3.480	20.060
URI-II HEP	0.000	0.000	1.143	13.452	0.000	5.571	22.631	0.000	0	11.970	0.000	0.000	12.175	0.000	0.000	5.241	27.817

NOTE : Wt. Avg. Entitlements includes capacity allocated to NVVN-Coal Power for bundling with solar power under Jawahar Lal Nehru National Solar Mission indicated at Annexure-IA

## Northern Regional Power Committee

Final REA for the Month of AUGUST, 2014

Table - D2

Energy Scheduled To the Beneficiaries from CS Hydro Stations

(All Figs in LUs)

CS Station	State Utilities	Scheduled Energy	Free Energy (Included in Schedule)
<b>NATHPA JHAKRI HEP :-</b>			
	CHANDIGARH	99.033100	
	DELHI	804.320600	
	HARYANA	486.218425	
	HIMACHAL PRADESH	4152.396350	1365.879572
	J & K	970.098900	
	PUNJAB	1443.432550	
	RAJASTHAN	908.596150	
	URS_NR	271.231375	
	UTTAR PRADESH	2180.673450	
	UTTARAKHAND	67.177700	
<b>TOTAL NATHPA JHAKRI HEP</b>		<b>11383.178600</b>	
<b>PARBATI-III :-</b>			
	CHANDIGARH	14.487675	
	DELHI	166.158250	
	HARYANA	70.226700	
	HIMACHAL PRADESH	213.577600	171.533815
	J & K	120.106225	
	PUNJAB	152.616650	
	RAJASTHAN	152.509100	
	UTTAR PRADESH	350.545175	
	UTTARAKHAND	65.275125	
<b>TOTAL PARBATI-III</b>		<b>1305.502500</b>	
<b>RAMPUR HEP :-</b>			
	CHANDIGARH	6.979125	
	HARYANA	93.696200	
	HIMACHAL PRADESH	946.065650	299.199248
	J & K	192.310275	
	PUNJAB	179.643675	
	RAJASTHAN	184.850325	
	UTTAR PRADESH	402.580525	
	UTTARAKHAND	251.186725	
<b>TOTAL RAMPUR HEP</b>		<b>2257.312500</b>	

भारत सरकार  
उत्तर क्षेत्रीय विद्युत समिति  
18-ए, श.जीत सिंह मार्ग, कटवारिया सराय,  
नई दिल्ली- 110016  
Government of India  
Northern Regional Power Committee  
18-A, S. Jeet Singh Marg, Katwaria Sarai,  
New Delhi-110016

सं. उक्षेविस/वाणिज्यिक/201/क्षे.ऊ.ले./2014/ 6791-6829  
No. NRPC/Comm/201/ REA/ 2014/

दिनांक : 07 नवंबर, 2014  
Dated: 07<sup>th</sup> November, 2014

सेवामें,  
To,

संलग्न सूची के अनुसार  
As per list enclosed

विषय : माह सितंबर 2014 का अंतिम क्षेत्रीय ऊर्जा लेखा ।

**Subject** –Final REA for the month of September 2014.

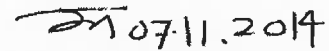
महोदय/Sir,

माह सितंबर 2014 का अंतिम क्षेत्रीय ऊर्जा लेखा की एक प्रति इस पत्र के साथ संलग्न कर आपको आवश्यक कार्यवाही हेतु प्रेषित की जा रही है (प्रति हमारी वेबसाइट [www.nrpc.gov.in](http://www.nrpc.gov.in) पर भी उपलब्ध है) । उत्तरी क्षेत्र के सभी घटकों से अनुरोध है कि यदि इस लेखा में कोई त्रुटि हो, तो उसे इस लेखा के जारी होने के 15 दिन के भीतर इस कार्यालय को सूचित करें । यदि 15 दिन के भीतर इस संबंध में किसी भी घटक से कोई सूचना नहीं प्राप्त होती है, तो इस लेखा को सही मान कर उसे पूर्णतया अंतिम समझा जायेगा ।

Please find enclosed a copy of Final Regional Energy Account (REA) for the month of September 2014 (also available on [www.nrpc.gov.in](http://www.nrpc.gov.in)) for further necessary action. The constituents are requested to intimate the discrepancy / error, if any, within 15 days from the date of issue of this REA. In case no such communication is received from any constituent within 15 days, the REA will be treated as correct and closed.

अनुलग्नक - यथोपरि ।  
Encl.: As above.

भवदीय  
Yours faithfully,

 07.11.2014

(अजय तलेगांवकर)  
(Ajay Talegaonkar)  
अधीक्षण अभियंता (वाणिज्य)  
Superintending Engineer (Commercial)

**Northern Regional Power Committee**  
**Final REA for the Month of SEPTEMBER, 2014**

Table - A  
**Details of Plant Availability Factor (PAF) for CS Stations**

Constituent	PAFM(%)	PAFY(%)
ANTA GPP	92.763	91.715
AURAIYA GPP	81.897	88.710
BAIRASIUL HEP	64.073	-
CHAMERA HEP	100.215	-
CHAMERA-II HEP	100.219	-
CHAMERA-III HEP	101.215	-
DADRI GPP	94.822	91.564
DADRI TPS	94.724	102.537
DADRI-II TPS	79.762	82.312
DHAULIGANGA HEP	74.342	-
DULHASTI HEP	101.223	-
JHAJJAR	59.957	73.504
KOTESHWAR	27.778	-
NATHPA JHAKRI HEP	108.300	-
PARBATI-III	23.669	-
RAMPUR HEP	96.037	-
RIHAND STPS	43.981	77.187
RIHAND-II STPS	95.888	88.297
RIHAND-III STPS	82.876	76.817
SEWA-II HEP	102.694	-
SINGRAULI STPS	73.526	84.757
SALAL HEP	76.944	-
TEHRI HEP	106.766	-
TANAKPUR HEP	96.745	-
UNCHAHAAR-I TPS	47.033	92.512
UNCHAHAAR-II TPS	92.202	94.669
UNCHAHAAR-III TPS	102.098	103.596
URI HEP	85.789	-
URI-II HEP	87.663	-

**Northern Regional Power Committee**  
**Final REA for the Month of SEPTEMBER, 2014**

Table - C1

**WT. AVG. ENTITLEMENTS OF UTILITIES FOR THE MONTH IN CS STATIONS BASED ON GOI ORDERS(%)**

Station	ANDHRA PRADESH	BANGLADESH	BIHAR	CHANDIGARH	DELHI	HIMACHAL PRADESH	HARYANA	J & K	KERALA	ORISSA	PUNJAB	PG-DADRI	PG-RIHAND	RAJASTHAN	RAILWAYS	TELANGANA	UTTARAKHAND	UTTAR PRADESH
ANTA GPP	0.000	0.000	0.000	1.700	10.500	3.580	5.730	9.230	0.000	0.000	15.530	0.000	0.000	20.580	0.000	0.000	4.690	28.460
AURAIYA GPP	0.000	0.000	0.000	1.100	10.860	3.320	5.880	8.230	0.000	0.000	15.180	0.000	0.000	9.730	4.530	0.000	4.460	36.710
BAIRASIUL HEP	0.000	0.000	0.000	0.000	11.000	12.000	30.500	0.000	0.000	0	46.500	0.000	0.000	0.000	0.000	0.000	0.000	0.000
CHAMERA HEP	0.000	0.000	0.000	3.900	7.900	14.900	15.800	3.900	0.000	0	10.200	0.000	0.000	19.600	0.000	0.000	3.530	20.270
CHAMERA-II HEP	0.000	0.000	0.000	1.280	13.330	15.670	5.670	9.090	0.000	0.000	14.600	0.000	0.000	10.590	0.000	0.000	1.070	28.700
CHAMERA-III HEP	0.000	0.000	0.000	1.111	12.734	16.356	5.382	9.202	0.000	0.000	11.686	0.000	0.000	11.684	0.000	0.000	5.001	26.844
DADRI GPP	0.000	0.000	0.000	0.850	10.960	3.010	4.940	7.820	0.000	0.000	17.690	0.100	0.000	9.640	8.430	0.000	3.830	32.730
DADRI SOLAR	0	0	0	0	0	0	0	0	0	100.000	0	0	0	0	0	0	0	0
DADRI TPS	0.000	0.000	15.001	0.000	74.999	0.000	0.000	0.000	0.000	0	0.000	0.000	0.000	0.000	0.000	0.000	0.000	10.000
DADRI-II TPS	0.000	1.020	0.000	0.260	75.000	0.000	0.000	1.190	0.000	0	2.390	0.000	0.000	4.390	0.000	0.000	0.460	15.290
DHAULIGANGA HEP	0.000	0.000	0.000	1.230	13.210	3.570	5.710	8.370	0.000	0	13.830	0.000	0.000	10.420	0.000	0.000	16.960	26.700
DULHASTI HEP	0.000	0.000	0.000	0.980	12.830	0.000	5.470	23.460	0.000	0	12.110	0.000	0.000	11.650	0.000	0.000	5.000	28.500
JHAJJAR	20.290	0.000	0.000	0.260	0.000	0.000	46.200	1.160	11.120	0.000	1.940	0.000	0.000	0.390	0.000	14.790	0.450	3.400
KOTESHWAR	0.000	0.000	0.000	0.700	9.860	2.510	4.210	6.040	0.000	0	8.890	0.000	0.000	8.870	0.000	0.000	15.750	43.170
NAPP	0.000	0.000	0.000	1.640	10.680	3.180	6.360	9.730	0.000	0	15.310	0.000	0.000	10.740	0.000	0.000	4.570	37.790
NATHPA JHAKRI HEP	0.000	0.000	0.000	0.870	9.470	36.470	4.270	8.520	0.000	0	12.680	0.000	0.000	7.980	0.000	0.000	0.590	19.150
PARBATI-III	0.000	0.000	0.000	1.110	12.730	16.360	5.380	9.200	0.000	0	11.690	0.000	0.000	11.680	0.000	0.000	5.000	26.850
RAPPB	0.000	0.000	0.000	0.663	0.000	0.000	12.889	7.950	0.000	0	24.605	0.000	0.000	35.787	0.000	0.000	0.000	18.106
RAPPC	0.000	0.000	0.000	1.510	12.690	3.400	5.670	3.730	0.000	0	16.630	0.000	0.000	21.180	0.000	0.000	4.850	30.340
RAMPUR HEP	0.000	0.000	0.000	0.310	0.000	41.910	4.150	8.520	0.000	0	7.960	0.000	0.000	8.190	0.000	0.000	11.130	17.830
RIHAND STPS	0.000	2.500	0.000	1.230	10.000	3.500	6.500	8.050	0.000	0	13.120	0.000	0.080	13.400	0.000	0.000	4.340	37.280
RIHAND-II STPS	0.000	1.500	0.000	1.050	12.600	3.300	5.700	10.540	0.000	0	12.510	0.000	0.000	14.240	0.000	0.000	3.840	34.720
RIHAND-III STPS	0.000	0.000	0.000	0.825	13.191	3.371	5.605	7.832	0.000	0	10.837	0.000	0.000	16.233	0.000	0.000	4.414	37.692
SEWA-II HEP	0.000	0.000	0.000	1.340	13.330	0.000	5.830	21.480	0.000	0	12.160	0.000	0.000	11.610	0.000	0.000	5.060	29.190
SINGRAULI STPS	0.000	2.500	0.000	0.240	7.500	0.000	10.000	1.060	0.000	0	12.140	0.000	0.000	18.920	0.000	0.000	5.230	42.410
SALAL HEP	0.000	0.000	0.000	0.270	11.620	0.990	15.020	34.390	0.000	0	26.600	0.000	0.000	2.950	0.000	0.000	1.210	6.950
TEHRI HEP	0.000	0.000	0.000	0.940	10.300	2.800	4.300	6.320	0.000	0	10.230	0.000	0.000	8.010	0.000	0.000	15.290	41.810
TANAKPUR HEP	0.000	0.000	0.000	1.280	12.810	3.840	6.400	7.680	0.000	0	17.930	0.000	0.000	11.530	0.000	0.000	15.890	22.640
UNCHAHAAR-I TPS	0.000	0.000	0.000	0.570	5.710	1.670	2.620	3.740	0.000	0	9.390	0.000	0.000	6.250	0.000	0.000	8.730	61.320
UNCHAHAAR-II TPS	0.000	0.000	0.000	0.990	11.190	2.860	5.480	8.410	0.000	0	16.840	0.000	0.000	13.760	0.000	0.000	4.090	36.380
UNCHAHAAR-III TPS	0.000	0.000	0.000	0.760	13.810	3.810	5.710	7.440	0.000	0	10.620	0.000	0.000	15.580	0.000	0.000	6.680	35.590
URI HEP	0.000	0.000	0.000	0.620	11.040	2.710	5.420	33.960	0.000	0	13.750	0.000	0.000	8.960	0.000	0.000	3.480	20.060
URI-II HEP	0.000	0.000	0.000	1.143	13.452	0.000	5.571	22.631	0.000	0	11.972	0.000	0.000	12.175	0.000	0.000	5.241	27.815

NOTE : Wt. Avg. Entitlements includes capacity allocated to NVVN-Coal Power for bundling with solar power under Jawahar Lal Nehru National Solar Mission indicated at Annexure-1A

**Northern Regional Power Committee**  
**Final REA for the Month of SEPTEMBER, 2014**

Table - D2

Energy Scheduled To the Beneficiaries from CS Hydro Stations

(All Figs in LUs)

CS Station	State Utilities	Scheduled Energy	Free Energy (Included in Schedule)
<b>NATHPA JHAKRI HEP :-</b>			
	CHANDIGARH	68.315350	
	DELHI	554.811875	
	HARYANA	335.362525	
	HIMACHAL PRADESH	2864.202575	952.178890
	J & K	669.130075	
	PUNJAB	995.828750	
	RAJASTHAN	626.717000	
	URS NR	185.251600	
	UTTAR PRADESH	1503.970200	
	UTTARAKHAND	46.330350	
<b>TOTAL NATHPA JHAKRI HEP</b>		<b>7849.920300</b>	
<b>PARBATI-III :-</b>			
	CHANDIGARH	6.706575	
	DELHI	77.030900	
	HARYANA	32.554025	
	HIMACHAL PRADESH	99.058250	79.266074
	J & K	55.700050	
	PUNJAB	70.789075	
	RAJASTHAN	70.742350	
	UTTAR PRADESH	162.582025	
	UTTARAKHAND	30.271750	
<b>TOTAL PARBATI-III</b>		<b>605.435000</b>	
<b>RAMPUR HEP :-</b>			
	CHANDIGARH	5.334450	
	HARYANA	71.488475	
	HIMACHAL PRADESH	722.041950	230.943418
	J & K	146.770650	
	PUNJAB	137.152350	
	RAJASTHAN	141.097300	
	UTTAR PRADESH	307.167100	
	UTTARAKHAND	191.770225	
<b>TOTAL RAMPUR HEP</b>		<b>1722.822500</b>	

भारत सरकार  
उत्तर क्षेत्रीय विद्युत समिति  
18-ए, श.जीत सिंह मार्ग, कटवारिया सराय,  
नई दिल्ली- 110016  
Government of India  
Northern Regional Power Committee  
18-A, S. Jeet Singh Marg, Katwaria Sarai,  
New Delhi-110016

सं. उक्षेविस/वाणिज्यिक/201/क्षे.ऊ.ले./2014/ 7015-53  
No. NRPC/Comml/201/ REA/ 2014/

दिनांक : 27 नवंबर, 2014  
Dated: 27<sup>th</sup> November, 2014

सेवामें,  
To,

संलग्न सूची के अनुसार  
As per list enclosed

विषय : माह अक्तूबर 2014 का अंतिम क्षेत्रीय ऊर्जा लेखा ।

**Subject** –Final REA for the month of October 2014.


महोदय/Sir,

माह अक्तूबर 2014 का अंतिम क्षेत्रीय ऊर्जा लेखा की एक प्रति इस पत्र के साथ संलग्न कर आपको आवश्यक कार्यवाही हेतु प्रेषित की जा रही है (प्रति हमारी वेबसाइट [www.nrpc.gov.in](http://www.nrpc.gov.in) पर भी उपलब्ध है) । उत्तरी क्षेत्र के सभी घटकों से अनुरोध है कि यदि इस लेखा में कोई त्रुटि हो, तो उसे इस लेखा के जारी होने के 15 दिन के भीतर इस कार्यालय को सूचित करें । यदि 15 दिन के भीतर इस संबंध में किसी भी घटक से कोई सूचना नहीं प्राप्त होती है, तो इस लेखा को सही मान कर उसे पूर्णतया अंतिम समझा जायेगा ।

Please find enclosed a copy of Final Regional Energy Account (REA) for the month of October 2014 (also available on [www.nrpc.gov.in](http://www.nrpc.gov.in)) for further necessary action. The constituents are requested to intimate the discrepancy / error, if any, within 15 days from the date of issue of this REA. In case no such communication is received from any constituent within 15 days, the REA will be treated as correct and closed.

अनुलग्नक - यथोपरि ।  
Encl.: As above.

भवदीय  
Yours faithfully,

 27.11.2014

(अजय तलेगांवकर)  
(Ajay Talegaonkar)  
अधीक्षण अभियंता (वाणिज्य)  
Superintending Engineer (Commercial)

**Northern Regional Power Committee**  
**Final REA for the Month of OCTOBER, 2014**

**Table - A**  
**Details of Plant Availability Factor (PAF) for CS Stations**

<b>Constituent</b>	<b>PAFM(%)</b>	<b>PAFY(%)</b>
ANTA GPP	96.295	92.379
AURAIYA GPP	82.224	87.770
BAIRASIUL HEP	81.036	-
CHAMERA HEP	100.090	-
CHAMERA-II HEP	100.126	-
CHAMERA-III HEP	100.670	-
DADRI GPP	98.061	92.505
DADRI TPS	94.641	101.394
DADRI-II TPS	89.113	83.297
DHAULIGANGA HEP	71.200	-
DULHASTI HEP	102.512	-
JHAJJAR	71.259	73.179
KOTESHWAR	27.696	-
NATHPA JHAKRI HEP	108.300	-
PARBATI-III	42.530	-
RAMPUR HEP	93.254	-
RIHAND STPS	83.139	78.050
RIHAND-II STPS	69.665	85.598
RIHAND-III STPS	93.484	79.232
SEWA-II HEP	102.694	-
SINGRAULI STPS	72.667	83.006
SALAL HEP	61.965	-
TEHRI HEP	107.287	-
TANAKPUR HEP	86.876	-
UNCHAHAR-I TPS	75.529	90.052
UNCHAHAR-II TPS	95.813	94.835
UNCHAHAR-III TPS	96.196	102.524
URI HEP	82.197	-
URI-II HEP	91.933	-

**Northern Regional Power Committee**  
**Final REA for the Month of OCTOBER, 2014**

Table - C1

**WT. AVG. ENTITLEMENTS OF UTILITIES FOR THE MONTH IN CS STATIONS BASED ON GOI ORDERS(%)**

Station	ANDHRA PRADESH	BANGLADESH	BIHAR	CHANDIGARH	DELHI	HIMACHAL PRADESH	HARYANA	J & K	KERALA	M.P.	ORISSA	PUNJAB	PG-DADRI	PG-RIHAND	RAJASTHAN	RAILWAYS	TELANGANA	UTTARAKHAND	UTTAR PRADESH
ANTA GPP	0.000	0.000	0.000	1.700	10.500	3.580	5.730	9.210	0.000	0.000	0.000	15.510	0.000	0.000	20.570	0.000	0.000	4.680	28.520
AURAIYA GPP	0.000	0.000	0.000	1.100	10.860	3.320	5.880	8.220	0.000	0.000	0.000	15.160	0.000	0.000	9.730	4.530	0.000	4.460	36.740
BAIRASIUL HEP	0.000	0.000	0.000	0.000	11.000	12.000	30.500	0.000	0.000	0.000	0	46.500	0.000	0.000	0.000	0.000	0.000	0.000	0.000
CHAMERA HEP	0.000	0.000	0.000	3.900	7.900	14.900	15.800	3.900	0.000	0.000	0	10.200	0.000	0.000	19.600	0.000	0.000	3.530	20.270
CHAMERA-II HEP	0.000	0.000	0.000	1.280	13.330	15.670	5.670	9.070	0.000	0.000	0.000	14.570	0.000	0.000	10.580	0.000	0.000	1.070	28.760
CHAMERA-III HEP	0.000	0.000	0.000	1.111	12.734	16.031	5.382	9.182	0.000	0.325	0.000	11.666	0.000	0.000	11.674	0.000	0.000	5.001	26.894
DADRI GPP	0.000	0.000	0.000	0.850	10.960	3.010	4.940	7.820	0.000	0.000	0.000	17.670	0.100	0.000	9.640	8.430	0.000	3.830	32.750
DADRI SOLAR	0	0	0	0	0	0	0	0	0	0	100.00	0	0	0	0	0	0	0	0
DADRI TPS	0.000	0.000	21.430	0.000	68.570	0.000	0.000	0.000	0.000	0.000	0	0.000	0.000	0.000	0.000	0.000	0.000	0.000	10.000
DADRI-II TPS	0.000	1.020	0.000	0.260	75.000	0.000	0.000	1.170	0.000	0.000	0	2.360	0.000	0.000	4.380	0.000	0.000	0.460	15.350
DHAULIGANGA HEP	0.000	0.000	0.000	1.230	13.210	3.570	5.710	8.350	0.000	0.000	0	13.810	0.000	0.000	10.410	0.000	0.000	16.960	26.750
DULHASTI HEP	0.000	0.000	0.000	0.980	12.830	0.000	5.470	23.430	0.000	0.000	0	12.090	0.000	0.000	11.640	0.000	0.000	5.000	28.560
JHAJJAR	20.290	0.000	0.000	0.260	0.000	0.000	46.200	1.160	11.120	0.000	0.000	1.930	0.000	0.000	0.390	0.000	14.790	0.450	3.410
KOTESHWAR	0.000	0.000	0.000	0.700	9.860	2.267	4.210	6.030	0.000	0.243	0	8.870	0.000	0.000	8.860	0.000	0.000	15.750	43.210
NAPP	0.000	0.000	0.000	1.630	10.680	3.180	6.360	9.720	0.000	0.000	0	15.280	0.000	0.000	10.740	0.000	0.000	4.560	37.850
NATHPA JHAKRI HEP	0.000	0.000	0.000	0.870	9.470	36.470	4.270	8.510	0.000	0.000	0	12.660	0.000	0.000	7.970	0.000	0.000	0.590	19.190
PARBATI-III	0.000	0.000	0.000	1.110	12.730	16.035	5.380	9.180	0.000	0.325	0	11.670	0.000	0.000	11.670	0.000	0.000	5.000	26.900
RAPPB	0.000	0.000	0.000	0.663	0.000	0.000	12.889	7.950	0.000	0.000	0	24.605	0.000	0.000	35.787	0.000	0.000	0.000	18.106
RAPPC	0.000	0.000	0.000	1.190	12.690	3.400	5.670	11.600	0.000	0.000	0	14.220	0.000	0.000	20.700	0.000	0.000	4.290	26.240
RAMPUR HEP	0.000	0.000	0.000	0.310	0.000	41.910	4.150	8.510	0.000	0.000	0	7.940	0.000	0.000	8.180	0.000	0.000	11.120	17.880
RIHAND STPS	0.000	2.500	0.000	1.230	10.000	3.500	6.500	8.040	0.000	0.000	0	13.100	0.000	0.080	13.400	0.000	0.000	4.330	37.320
RIHAND-II STPS	0.000	1.500	0.000	1.050	12.600	3.300	5.700	10.530	0.000	0.000	0	12.490	0.000	0.000	14.240	0.000	0.000	3.840	34.750
RIHAND-III STPS	0.000	0.000	0.000	0.825	13.191	3.371	5.605	7.812	0.000	0.000	0	10.807	0.000	0.000	16.233	0.000	0.000	4.414	37.742
SEWA-II HEP	0.000	0.000	0.000	1.340	13.330	0.000	5.830	21.450	0.000	0.000	0	12.140	0.000	0.000	11.600	0.000	0.000	5.060	29.250
SINGRAULI STPS	0.000	2.500	0.000	0.230	7.500	0.000	10.000	1.050	0.000	0.000	0	12.120	0.000	0.000	18.920	0.000	0.000	5.230	42.450
SALAL HEP	0.000	0.000	0.000	0.270	11.620	0.990	15.020	34.390	0.000	0.000	0	26.600	0.000	0.000	2.950	0.000	0.000	1.210	6.950
TEHRI HEP	0.000	0.000	0.000	0.940	10.300	2.529	4.300	6.310	0.000	0.271	0	10.210	0.000	0.000	8.000	0.000	0.000	15.290	41.850
TANAKPUR HEP	0.000	0.000	0.000	1.280	12.810	3.840	6.400	7.680	0.000	0.000	0	17.930	0.000	0.000	11.530	0.000	0.000	15.890	22.640
UNCHAAR-I TPS	0.000	0.000	0.000	0.570	5.710	1.670	2.620	3.730	0.000	0.000	0	9.380	0.000	0.000	6.250	0.000	0.000	8.730	61.340
UNCHAAR-II TPS	0.000	0.000	0.000	0.990	11.190	2.860	5.480	8.400	0.000	0.000	0	16.810	0.000	0.000	13.750	0.000	0.000	4.090	36.430
UNCHAAR-III TPS	0.000	0.000	0.000	0.750	13.810	3.810	5.710	7.420	0.000	-0.000	0	10.600	0.000	0.000	15.580	0.000	0.000	6.670	35.650
URI HEP	0.000	0.000	0.000	0.620	11.040	2.710	5.420	33.960	0.000	0.000	0	13.750	0.000	0.000	8.960	0.000	0.000	3.480	20.060
URI-II HEP	0.000	0.000	0.000	0.633	13.452	0.000	5.571	35.331	0.000	0.000	0	8.132	0.000	0.000	11.405	0.000	0.000	4.351	21.125

NOTE : Wt. Avg. Entitlements includes capacity allocated to NVVN-Coal Power for bundling with solar power under Jawahar Lal Nehru National Solar Mission indicated at Annexure-1A

**Northern Regional Power Committee**  
**Final REA for the Month of OCTOBER, 2014**

Table - D2

**Energy Scheduled To the Beneficiaries from CS Hydro Stations**

(All Figs in LUs)

CS Station	State Utilities	Scheduled Energy	Free Energy (Included in Schedule)
<b>NATHPA JHAKRI HEP :-</b>			
	CHANDIGARH	37.002475	
	DELHI	300.545150	
	HARYANA	181.663475	
	HIMACHAL PRADESH	1551.497600	514.479144
	J & K	362.042325	
	PUNJAB	538.581550	
	RAJASTHAN	339.053125	
	URS NR	99.418300	
	UTTAR PRADESH	816.375875	
	UTTARAKHAND	25.106225	
<b>TOTAL NATHPA JHAKRI HEP</b>		<b>4251.286100</b>	
<b>PARBATI-III :-</b>			
	CHANDIGARH	3.122725	
	DELHI	35.859525	
	HARYANA	15.163725	
	HIMACHAL PRADESH	45.437725	37.132915
	J & K	25.864875	
	M.P.	0.633500	
	PUNJAB	32.869425	
	RAJASTHAN	32.869175	
	UTTAR PRADESH	75.770575	
	UTTARAKHAND	14.083750	
<b>TOTAL PARBATI-III</b>		<b>281.675000</b>	
<b>RAMPUR HEP :-</b>			
	CHANDIGARH	3.342775	
	HARYANA	44.835050	
	HIMACHAL PRADESH	452.693775	144.536429
	J & K	91.930100	
	PUNJAB	85.764350	
	RAJASTHAN	88.361750	
	UTTAR PRADESH	193.140025	
	UTTARAKHAND	120.112175	
<b>TOTAL RAMPUR HEP</b>		<b>1080.180000</b>	

भारत सरकार  
उत्तर क्षेत्रीय विद्युत समिति  
18-ए, श.जीत सिंह मार्ग, कटवारिया सराय,  
नई दिल्ली- 110016  
Government of India  
Northern Regional Power Committee  
18-A, S. Jeet Singh Marg, Katwaria Sarai,  
New Delhi-110016

सं. उक्षेविस/वाणिज्यिक/201/क्षे.ऊ.ले./2015/ H 1853-1891 दिनांक : 04 मार्च, 2015  
No. NRPC/Comml/201/ REA/ 2015/ Dated: 04<sup>th</sup> March, 2015

सेवामें,  
To,

संलग्न सूची के अनुसार  
As per list enclosed

विषय : माह जून 2014, सितंबर 2014, अक्तूबर 2014 एवं नवंबर 2014 के अंतिम क्षेत्रीय ऊर्जा लेखाओं में संशोधन।

**Subject** – Amendments in Final REAs for the months of June 2014, September 2014, October 2014 and November 2014.

महोदय/Sir,

Please refer to final REAs for the months of June 2014, September 2014, October 2014 and November 2014, issued by this office.

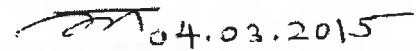
NRLDC vide letter dated 22.12.2014, 24.12.2014 and 23.02.2015 had submitted the revised DC/schedule/actual injection data in respect of various stations/bilateral transactions as given below:

Month	Reason for Amendment
June 2014	Revision in schedule of LTA (LT-11), MTOA (11-022) and several STOA transactions.
September 2014	Declared Capacity of Rampur HEP revised
October 2014	Declared Capacity of Rampur HEP revised and correction in actual injection by Bhakra HEP
November 2014	Change in schedule of LTA (LT-12)

Therefore, final REAs for the above months have been revised. The amended pages of above REAs are enclosed herewith (copy available on www.nrpc.gov.in).

अनुलग्नक - यथोपरि।  
Encl.: As above (13pages)

भवदीय  
Yours faithfully,

 04.03.2015

(अजय तलेगांवकर)  
(Ajay Talegaonkar)  
अधीक्षण अभियंता (वाणिज्य)  
Superintending Engineer (Commercial)

**Northern Regional Power Committee**  
**Final REA for the Month of SEPTEMBER, 2014**

Table - A  
**Details of Plant Availability Factor (PAF) for CS Stations**

Constituent	PAFM(%)	PAFY(%)
ANTA GPP	92.763	91.715
AURAIYA GPP	81.897	88.710
BAIRASIUL HEP	64.073	-
CHAMERA HEP	100.215	-
CHAMERA-II HEP	100.219	-
CHAMERA-III HEP	101.215	-
DADRI GPP	94.822	91.564
DADRI TPS	94.724	102.537
DADRI-II TPS	79.762	82.312
DHAULIGANGA HEP	74.342	-
DULHASTI HEP	101.223	-
JHAJJAR	59.957	73.504
KOTESHWAR	27.778	-
NATHPA JHAKRI HEP	108.300	-
PARBATI-III	23.669	-
RAMPUR HEP	98.848	-
RIHAND STPS	43.981	77.187
RIHAND-II STPS	95.888	88.297
RIHAND-III STPS	82.876	76.817
SEWA-II HEP	102.694	-
SINGRAULI STPS	73.526	84.757
SALAL HEP	76.944	-
TEHRI HEP	106.766	-
TANAKPUR HEP	96.745	-
UNCHAHAAR-I TPS	47.033	92.512
UNCHAHAAR-II TPS	92.202	94.669
UNCHAHAAR-III TPS	102.098	103.596
URI HEP	85.789	-
URI-II HEP	87.663	-

**Northern Regional Power Committee**  
**Final REA for the Month of OCTOBER, 2014**

**Table - A**  
**Details of Plant Availability Factor (PAF) for CS Stations**

<b>Constituent</b>	<b>PAFM(%)</b>	<b>PAFY(%)</b>
ANTA GPP	96.295	92.379
AURAIYA GPP	82.224	87.770
BAIRASIUL HEP	81.036	-
CHAMERA HEP	100.090	-
CHAMERA-II HEP	100.126	-
CHAMERA-III HEP	100.670	-
DADRI GPP	98.061	92.505
DADRI TPS	94.641	101.394
DADRI-II TPS	89.113	83.297
DHAULIGANGA HEP	71.200	-
DULHASTI HEP	102.512	-
JHAJJAR	71.259	73.179
KOTESHWAR	27.696	-
NATHPA JHAKRI HEP	108.300	-
PARBATI-III	42.530	-
RAMPUR HEP	100.309	-
RIHAND STPS	83.139	78.050
RIHAND-II STPS	69.665	85.598
RIHAND-III STPS	93.484	79.232
SEWA-II HEP	102.694	-
SINGRAULI STPS	72.667	83.006
SALAL HEP	61.965	-
TEHRI HEP	107.287	-
TANAKPUR HEP	86.876	-
UNCHAHAAR-I TPS	75.529	90.052
UNCHAHAAR-II TPS	95.813	94.835
UNCHAHAAR-III TPS	96.196	102.524
URI HEP	82.197	-
URI-II HEP	91.933	-

भारत सरकार  
उत्तर क्षेत्रीय विद्युत समिति  
18-ए, श.जीत सिंह मार्ग, कटवारिया सराय,  
नई दिल्ली- 110016  
Government of India  
Northern Regional Power Committee  
18-A, S. Jeet Singh Marg, Katwaria Sarai,  
New Delhi-110016

सं. उक्षेविस/वाणिज्यिक/201/क्षे.ऊ.ले./2014/7641-79  
No. NRPC/Comm/201/ REA/ 2014/

दिनांक : 26 दिसंबर, 2014  
Dated: 26<sup>th</sup> December, 2014

सेवामें,  
To,

संलग्न सूची के अनुसार  
As per list enclosed

विषय : माह नवंबर 2014 का अंतिम क्षेत्रीय ऊर्जा लेखा ।

**Subject** –Final REA for the month of November 2014.


महोदय/Sir,

माह नवंबर 2014 का अंतिम क्षेत्रीय ऊर्जा लेखा की एक प्रति इस पत्र के साथ संलग्न कर आपको आवश्यक कार्यवाही हेतु प्रेषित की जा रही है (प्रति हमारी वेबसाइट [www.nrpc.gov.in](http://www.nrpc.gov.in) पर भी उपलब्ध है) । उत्तरी क्षेत्र के सभी घटकों से अनुरोध है कि यदि इस लेखा में कोई त्रुटि हो, तो उसे इस लेखा के जारी होने के 15 दिन के भीतर इस कार्यालय को सूचित करें । यदि 15 दिन के भीतर इस संबंध में किसी भी घटक से कोई सूचना नहीं प्राप्त होती है, तो इस लेखा को सही मान कर उसे पूर्णतया अंतिम समझा जायेगा ।

Please find enclosed a copy of Final Regional Energy Account (REA) for the month of November 2014 (also available on [www.nrpc.gov.in](http://www.nrpc.gov.in)) for further necessary action. The constituents are requested to intimate the discrepancy / error, if any, within 15 days from the date of issue of this REA. In case no such communication is received from any constituent within 15 days, the REA will be treated as correct and closed.

अनुलग्नक - यथोपरि ।  
Encl.: As above.

भवदीय  
Yours faithfully,

 26.12.2014

(अजय तलेगांवकर)  
(Ajay Talegaonkar)  
अधीक्षण अभियंता (वाणिज्य)  
Superintending Engineer (Commercial)

**Northern Regional Power Committee**  
**Final REA for the Month of NOVEMBER, 2014**

**Table - A**  
**Details of Plant Availability Factor (PAF) for CS Stations**

<b>Constituent</b>	<b>PAFM(%)</b>	<b>PAFY(%)</b>
ANTA GPP	99.104	93.206
AURAIYA GPP	77.435	86.500
BAIRASIUL HEP	84.725	-
CHAMERA HEP	98.978	-
CHAMERA-II HEP	84.533	-
CHAMERA-III HEP	100.976	-
DADRI GPP	100.814	93.527
DADRI TPS	103.318	101.630
DADRI-II TPS	105.541	86.032
DHAULIGANGA HEP	73.166	-
DULHASTI HEP	101.669	-
JHAJJAR	103.277	76.880
KOTESHWAR	37.037	-
NATHPA JHAKRI HEP	107.675	-
PARBATI-III	23.011	-
RAMPUR HEP	102.280	-
RIHAND STPS	91.427	79.694
RIHAND-II STPS	94.002	86.631
RIHAND-III STPS	64.539	77.425
SEWA-II HEP	86.083	-
SINGRAULI STPS	81.956	82.877
SALAL HEP	32.865	-
TEHRI HEP	107.287	-
TANAKPUR HEP	65.050	-
UNCHAHAAR-I TPS	97.130	90.922
UNCHAHAAR-II TPS	72.491	92.088
UNCHAHAAR-III TPS	97.896	101.955
URI HEP	53.542	-
URI-II HEP	47.002	-

**Northern Regional Power Committee**  
**Final REA for the Month of NOVEMBER, 2014**

Table - C1.

**WT. AVG. ENTITLEMENTS OF UTILITIES FOR THE MONTH IN CS STATIONS BASED ON GOI ORDERS(%)**

Station	ANDHRA PRADESH	BANGLADESH	BIHAR	CHANDIGARH	DELHI	HIMACHAL PRADESH	HARYANA	J & K	KERALA	M.P.	ORISSA	PUNJAB	PG-DADRI	PG-RIHAND	RAJASTHAN	RAILWAYS	TELANGANA	UTTARAKHAND	UTTAR PRADESH
ANTA GPP	0.000	0.000	0.000	1.700	10.500	3.728	5.878	9.400	0.000	0.000	0.000	15.022	0.000	0.000	20.655	0.000	0.000	4.702	28.415
AURAYA GPP	0.000	0.000	0.000	1.100	10.860	3.423	5.983	8.353	0.000	0.000	0.000	14.823	0.000	0.000	9.788	4.530	0.000	4.473	36.667
BAIRASIJUL HEP	0.000	0.000	0.000	0.000	11.000	12.000	30.500	0.000	0.000	0.000	0	46.500	0.000	0.000	0.000	0.000	0.000	0.000	0.000
CHAMERA HEP	0.000	0.000	0.000	3.900	7.900	14.900	15.800	3.900	0.000	0.000	0	10.200	0.000	0.000	19.600	0.000	0.000	3.530	20.270
CHAMERA-JI HEP	0.000	0.000	0.000	1.280	13.330	15.848	5.848	9.298	0.000	0.000	0.000	13.987	0.000	0.000	10.682	0.000	0.000	1.095	28.632
CHAMERA-III HEP	0.000	0.000	0.000	1.111	12.734	13.145	5.530	9.372	0.000	3.359	0.000	11.179	0.000	0.000	11.759	0.000	0.000	5.023	26.788
DADRI GPP	0.000	0.000	0.000	0.850	10.960	3.080	5.010	7.908	0.000	0.000	0.000	17.445	0.100	0.000	9.678	8.430	0.000	3.838	32.701
DADRI SOLAR	0	0	0	0	0	0	0	0	0	0	100.000	0	0	0	0	0	0	0	0
DADRI TPS	0.000	0.000	21.430	0.000	68.570	0.000	0.000	0.000	0.000	0.000	0	0.000	0.000	0.000	0.000	0.000	0.000	0.000	10.000
DADRI-II TPS	0.000	1.020	15.090	0.260	59.910	0.077	0.077	1.268	0.000	0.000	0	2.112	0.000	0.000	4.423	0.000	0.000	0.470	15.293
DHAULIGANGA HEP	0.000	0.000	0.000	1.230	13.210	3.718	5.858	8.540	0.000	0.000	0	13.323	0.000	0.000	10.495	0.000	0.000	16.982	26.644
DULHASTI HEP	0.000	0.000	0.000	0.980	12.830	0.148	5.618	23.620	0.000	0.000	0	11.603	0.000	0.000	11.725	0.000	0.000	5.022	28.454
JHAJAR	20.290	0.000	0.000	0.260	0.000	0.075	46.275	1.257	11.120	0.000	0.000	1.683	0.000	0.000	0.432	0.000	14.790	0.460	3.358
KOTESHWAR	0.000	0.000	0.000	0.700	9.860	0.098	4.308	6.155	0.000	2.510	0	8.550	0.000	0.000	8.917	0.000	0.000	15.763	43.139
NAPP	0.000	0.000	0.000	1.630	10.680	3.323	6.503	9.905	0.000	0.000	0	14.808	0.000	0.000	10.822	0.000	0.000	4.580	37.749
NATHPA JHAKRI HEP	0.000	0.000	0.000	0.870	9.470	36.568	4.368	8.637	0.000	0.000	0	12.337	0.000	0.000	8.027	0.000	0.000	0.603	19.120
PARBATI-III	0.000	0.000	0.000	1.110	12.730	13.148	5.528	9.370	0.000	3.360	0	11.183	0.000	0.000	11.755	0.000	0.000	5.022	26.794
RAPPB	0.000	0.000	0.000	0.663	0.000	0.000	12.889	7.950	0.000	0.000	0	24.605	0.000	0.000	35.787	0.000	0.000	0.000	18.106
RAPPC	0.000	0.000	0.000	1.190	12.690	3.548	5.818	11.790	0.000	0.000	0	13.733	0.000	0.000	20.785	0.000	0.000	4.312	26.134
RAMPUR HEP	0.000	0.000	0.000	0.310	0.000	42.000	4.240	8.627	0.000	0.000	0	7.643	0.000	0.000	8.232	0.000	0.000	11.133	17.815
RIHAND STPS	0.000	2.500	0.000	1.230	10.000	3.567	6.567	8.127	0.000	0.000	0	12.878	0.000	0.080	13.438	0.000	0.000	4.340	37.273
RIHAND-II STPS	0.000	1.500	0.000	1.050	12.600	3.373	5.773	10.623	0.000	0.000	0	12.250	0.000	0.000	14.282	0.000	0.000	3.850	34.699
RIHAND-III STPS	0.000	0.000	0.000	0.825	13.191	3.453	5.687	7.917	0.000	0.000	0	10.540	0.000	0.000	16.278	0.000	0.000	4.426	37.683

**Northern Regional Power Committee**  
**Final REA for the Month of NOVEMBER, 2014**

Table - D2

**Energy Scheduled To the Beneficiaries from CS Hydro Stations**

(All Figs in LUs)

CS Station	State Utilities	Scheduled Energy	Free Energy (Included in Schedule)
<b>NATHPA JHAKRI HEP :-</b>			
	CHANDIGARH	23.376325	
	DELHI	189.868175	
	HARYANA	117.047375	
	HIMACHAL PRADESH	982.446525	323.529936
	J & K	231.662575	
	PUNJAB	332.742975	
	RAJASTHAN	215.516425	
	URS_NR	63.968700	
	UTTAR PRADESH	514.126000	
	UTTARAKHAND	16.166450	
<b>TOTAL NATHPA JHAKRI HEP</b>		<b>2686.921525</b>	
<b>PARBATI-III :-</b>			
	CHANDIGARH	1.177200	
	DELHI	13.529625	
	HARYANA	5.719850	
	HIMACHAL PRADESH	13.815750	13.373869
	J & K	9.755425	
	M.P.	3.572475	
	PUNJAB	12.401475	
	RAJASTHAN	12.401475	
	UTTAR PRADESH	28.587975	
	UTTARAKHAND	5.313750	
<b>TOTAL PARBATI-III</b>		<b>106.275000</b>	
<b>RAMPUR HEP :-</b>			
	CHANDIGARH	2.196850	
	HARYANA	30.008900	
	HIMACHAL PRADESH	297.896625	96.777611
	J & K	61.111025	
	PUNJAB	54.476925	
	RAJASTHAN	58.353725	
	UTTAR PRADESH	126.446250	
	UTTARAKHAND	78.974700	
<b>TOTAL RAMPUR HEP</b>		<b>709.465000</b>	

भारत सरकार  
उत्तर क्षेत्रीय विद्युत समिति  
18-ए, श.जीत सिंह मार्ग, कटवारिया सराय,  
नई दिल्ली- 110016  
Government of India  
Northern Regional Power Committee  
18-A, S. Jeet Singh Marg, Katwaria Sarai,  
New Delhi-110016

सं. उक्षेविस/वाणिज्यिक/201/क्षे.ऊ.ले./2015/ M 1802-1930  
No. NRPC/Comml/201/ REA/ 2015/

दिनांक : 04 मार्च, 2015

Dated: 04<sup>th</sup> March, 2015

सेवामें,  
To,

संलग्न सूची के अनुसार  
As per list enclosed

विषय : माह दिसंबर 2014 का अंतिम क्षेत्रीय ऊर्जा लेखा ।

**Subject** –Final REA for the month of December 2014.


महोदय/Sir,

माह दिसंबर 2014 का अंतिम क्षेत्रीय ऊर्जा लेखा की एक प्रति इस पत्र के साथ संलग्न कर आपको आवश्यक कार्यवाही हेतु प्रेषित की जा रही है (प्रति हमारी वेबसाइट [www.nrpc.gov.in](http://www.nrpc.gov.in) पर भी उपलब्ध है) । उत्तरी क्षेत्र के सभी घटकों से अनुरोध है कि यदि इस लेखा में कोई त्रुटि हो, तो उसे इस लेखा के जारी होने के 15 दिन के भीतर इस कार्यालय को सूचित करें । यदि 15 दिन के भीतर इस संबंध में किसी भी घटक से कोई सूचना नहीं प्राप्त होती है, तो इस लेखा को सही मान कर उसे पूर्णतया अंतिम समझा जायेगा ।

Please find enclosed a copy of Final Regional Energy Account (REA) for the month of December 2014 (also available on [www.nrpc.gov.in](http://www.nrpc.gov.in)) for further necessary action. The constituents are requested to intimate the discrepancy / error, if any, within 15 days from the date of issue of this REA. In case no such communication is received from any constituent within 15 days, the REA will be treated as correct and closed.

अनुलग्नक - यथोपरि ।  
Encl.: As above.

भवदीय  
Yours faithfully,

 04.03. 2015

(अजय तलेगांवकर)

(Ajay Talegaonkar)

अधीक्षण अभियंता (वाणिज्य)

Superintending Engineer (Commercial)

**Northern Regional Power Committee**  
**Final REA for the Month of DECEMBER, 2014**

Table - A  
**Details of Plant Availability Factor (PAF) for CS Stations**

Constituent	PAFM(%)	PAFY(%)
ANTA GPP	101.227	94.110
AURAIYA GPP	88.452	86.720
BAIRASIUL HEP	90.431	-
CHAMERA HEP	67.265	-
CHAMERA-II HEP	85.434	-
CHAMERA-III HEP	77.965	-
DADRI GPP	102.411	94.528
DADRI TPS	79.208	99.103
DADRI-II TPS	103.899	88.046
DHAULIGANGA HEP	44.620	-
DULHASTI HEP	101.035	-
JHAJJAR	86.967	78.017
KOTESHWAR	49.690	-
NATHPA JHAKRI HEP	108.300	-
PARBATI-III	0.000	-
RAMPUR HEP	101.939	-
RIHAND STPS	91.526	81.028
RIHAND-II STPS	98.876	88.011
RIHAND-III STPS	84.247	78.194
SEWA-II HEP	80.292	-
SINGRAULI STPS	73.583	81.829
SALAL HEP	31.970	-
TEHRI HEP	106.595	-
TANAKPUR HEP	47.907	-
UNCHAHAHAR-I TPS	103.209	92.307
UNCHAHAHAR-II TPS	102.948	93.312
UNCHAHAHAR-III TPS	101.082	101.857
URI HEP	43.808	-
URI-II HEP	0.000	-

**Northern Regional Power Committee**  
**Final REA for the Month of DECEMBER, 2014**

Table - C1

**WT. AVG. ENTITLEMENTS OF UTILITIES FOR THE MONTH IN CS STATIONS BASED ON GOI ORDERS(%)**

Station	ANDHRA PRADESH	BANGLADESH	BIHAR	CHANDIGARH	DELHI	HIMACHAL PRADESH	HARYANA	J & K	KERALA	M.P.	ORISSA	PUNJAB	PG-DADRI	PG-RIHAND	RAJASTHAN	RAILWAYS	TELANGANA	UTTARAKHAND	UTTAR PRADESH
ANTA GPP	0.000	0.000	0.000	1.700	10.500	4.470	6.620	10.355	0.000	0.000	0.000	12.580	0.000	0.000	21.080	0.000	0.000	4.810	27.885
AURAIYA GPP	0.000	0.000	0.000	1.100	10.860	3.940	6.500	9.020	0.000	0.000	0.000	13.140	0.000	0.000	10.080	4.530	0.000	4.540	36.290
BAIRASUL HEP	0.000	0.000	0.000	0.000	11.000	12.000	30.500	0.000	0.000	0.000	0	46.500	0.000	0.000	0.000	0.000	0.000	0.000	0.000
CHAMERA HEP	0.000	0.000	0.000	3.900	7.900	14.900	15.800	3.900	0.000	0.000	0	10.200	0.000	0.000	19.600	0.000	0.000	3.530	20.270
CHAMERA-II HEP	0.000	0.000	0.000	1.280	13.330	16.740	6.740	10.440	0.000	0.000	0.000	11.070	0.000	0.000	11.190	0.000	0.000	1.220	27.990
CHAMERA-III HEP	0.000	0.000	0.000	1.111	12.734	13.890	6.922	10.327	0.000	2.707	0.000	8.746	0.000	0.000	12.184	0.000	0.000	5.131	26.248
DADRI GPP	0.000	0.000	0.000	0.850	10.960	3.430	5.360	8.350	0.000	0.000	0.000	16.320	0.100	0.000	9.870	8.430	0.000	3.880	32.450
DADRI SOLAR	0	0	0	0	0	0	0	0	0	0	100.000	0	0	0	0	0	0	0	0
DADRI TPS	0.000	0.000	21.430	0.000	68.570	0.000	0.000	0.000	0.000	0.000	0	0.000	0.000	0.000	0.000	0.000	0.000	0.000	10.000
DADRI-II TPS	0.000	1.020	26.630	0.225	48.370	0.397	0.390	1.497	0.000	0.000	0	0.939	0.000	0.000	5.014	0.000	0.000	0.441	15.077
DHAULIGANGA HEP	0.000	0.000	0.000	1.230	13.210	4.460	6.600	9.495	0.000	0.000	0	10.890	0.000	0.000	10.920	0.000	0.000	17.090	26.105
DULHASTI HEP	0.000	0.000	0.000	0.980	12.830	0.890	6.360	24.570	0.000	0.000	0	9.170	0.000	0.000	12.150	0.000	0.000	5.130	27.920
JHAJJAR	20.290	0.000	0.000	0.260	0.000	0.450	46.650	1.740	11.120	0.000	0	0.450	0.000	0.000	0.640	0.000	14.790	0.510	3.100
KOTESHWAR	0.000	0.000	0.000	0.700	9.860	0.590	4.800	6.780	0.000	2.024	0	6.950	0.000	0.000	9.200	0.000	0.000	16.316	42.780
NAPP	0.000	0.000	0.000	1.630	10.680	4.040	7.220	10.830	0.000	0.000	0	12.450	0.000	0.000	11.230	0.000	0.000	4.685	37.235
NATPA JHAKRI HEP	0.000	0.000	0.000	0.870	9.470	37.060	4.860	9.270	0.000	0.000	0	10.720	0.000	0.000	8.310	0.000	0.000	0.670	18.770
PARBATTI-III	0.000	0.000	0.000	1.110	12.730	13.890	6.920	10.325	0.000	2.710	0	8.750	0.000	0.000	12.180	0.000	0.000	5.130	26.255
RAPPB	0.000	0.000	0.000	0.663	0.000	0.000	12.889	7.950	0.000	0.000	0	24.605	0.000	0.000	35.787	0.000	0.000	0.000	18.106
RAPPC	0.000	0.000	0.000	1.190	12.690	4.290	6.560	12.740	0.000	0.000	0	11.300	0.000	0.000	21.210	0.000	0.000	4.420	25.600
RAMPUR HEP	0.000	0.000	0.000	0.310	0.000	42.450	4.690	9.210	0.000	0.000	0	6.160	0.000	0.000	8.490	0.000	0.000	11.200	17.490
RIHAND STPS	0.000	2.500	0.000	1.195	10.000	3.854	6.847	8.332	0.000	0.000	0	11.830	0.000	0.080	13.960	0.000	0.000	4.328	37.074
RIHAND-II STPS	0.000	1.500	0.000	1.015	12.600	3.685	6.078	10.844	0.000	0.000	0	11.119	0.000	0.000	14.843	0.000	0.000	3.830	34.486
RIHAND-III STPS	0.000	0.000	0.000	0.781	13.191	3.799	6.025	8.178	0.000	0.000	0	9.267	0.000	0.000	16.899	0.000	0.000	4.405	37.455

**Northern Regional Power Committee**  
**Final REA for the Month of DECEMBER, 2014**

**Table - D2**

**Energy Scheduled To the Beneficiaries from CS Hydro Stations**

(All Figs in LUs)

CS Station	State Utilities	Scheduled Energy	Free Energy (Included in Schedule)
<b>NATHPA JHAKRI HEP :-</b>			
	CHANDIGARH	19.123075	
	DELHI	155.334100	
	HARYANA	106.860100	
	HIMACHAL PRADESH	814.858400	268.314101
	J & K	203.828700	
	PUNJAB	235.705900	
	RAJASTHAN	182.718375	
	URS NR	50.443050	
	UTTAR PRADESH	412.709525	
	UTTARAKHAND	14.725400	
<b>TOTAL NATHPA JHAKRI HEP</b>		<b>2196.306625</b>	
<b>RAMPUR HEP :-</b>			
	CHANDIGARH	1.681975	
	HARYANA	25.460650	
	HIMACHAL PRADESH	230.421950	73.802785
	J & K	49.992650	
	PUNJAB	33.436175	
	RAJASTHAN	46.082625	
	UTTAR PRADESH	94.935975	
	UTTARAKHAND	60.793000	
<b>TOTAL RAMPUR HEP</b>		<b>542.805000</b>	
<b>SEWA-II HEP :-</b>			
	CHANDIGARH	1.193100	
	DELHI	11.833075	
	HARYANA	5.967725	
	HIMACHAL PRADESH	0.794400	
	J & K	20.055175	11.577864
	PUNJAB	8.189800	
	RAJASTHAN	10.752025	
	UTTAR PRADESH	25.409450	
	UTTARAKHAND	4.605250	
<b>TOTAL SEWA-II HEP</b>		<b>88.800000</b>	

भारत सरकार  
उत्तर क्षेत्रीय विद्युत समिति  
18-ए, श.जीत सिंह मार्ग, कटवारिया सराय,  
नई दिल्ली- 110016  
Government of India  
Northern Regional Power Committee  
18-A, S. Jeet Singh Marg, Katwaria Sarai,  
New Delhi-110016

सं. उधेविस/वाणिज्यिक/201/क्षे.ऊ.ले./2015/ H 1931-1969  
No. NRPC/Comml/201/ REA/ 2015/

दिनांक : 04 मार्च, 2015  
Dated: 04<sup>th</sup> March, 2015

सेवामें,  
To,

संलग्न सूची के अनुसार  
As per list enclosed

विषय : माह जनवरी 2015 का अंतिम क्षेत्रीय ऊर्जा लेखा ।

**Subject** –Final REA for the month of January 2015.

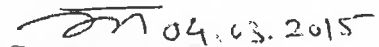
महोदय/Sir,

माह जनवरी 2015 का अंतिम क्षेत्रीय ऊर्जा लेखा की एक प्रति इस पत्र के साथ संलग्न कर आपको आवश्यक कार्यवाही हेतु प्रेषित की जा रही है (प्रति हमारी वेबसाइट [www.nrpc.gov.in](http://www.nrpc.gov.in) पर भी उपलब्ध है) । उत्तरी क्षेत्र के सभी घटकों से अनुरोध है कि यदि इस लेखा में कोई त्रुटि हो, तो उसे इस लेखा के जारी होने के 15 दिन के भीतर इस कार्यालय को सूचित करें । यदि 15 दिन के भीतर इस संबंध में किसी भी घटक से कोई सूचना नहीं प्राप्त होती है, तो इस लेखा को सही मान कर उसे पूर्णतया अंतिम समझा जायेगा ।

Please find enclosed a copy of Final Regional Energy Account (REA) for the month of January 2015 (also available on [www.nrpc.gov.in](http://www.nrpc.gov.in)) for further necessary action. The constituents are requested to intimate the discrepancy / error, if any, within 15 days from the date of issue of this REA. In case no such communication is received from any constituent within 15 days, the REA will be treated as correct and closed.

अनुलग्नक - यथोपरि ।  
Encl.: As above.

भवदीय  
Yours faithfully,



(अजय तलेगांवकर)

(Ajay Talegaonkar)

अधीक्षण अभियंता (वाणिज्य)

Superintending Engineer (Commercial)

**Northern Regional Power Committee**  
**Final REA for the Month of JANUARY, 2015**

**Table - A**  
**Details of Plant Availability Factor (PAF) for CS Stations**

<b>Constituent</b>	<b>PAFM(%)</b>	<b>PAFY(%)</b>
ANTA GPP	103.733	95.085
AURAIYA GPP	101.331	88.200
BAIRASIUL HEP	67.672	-
CHAMERA HEP	88.789	-
CHAMERA-II HEP	97.768	-
CHAMERA-III HEP	69.211	-
DADRI GPP	101.055	95.189
DADRI TPS	95.301	98.717
DADRI-II TPS	105.486	89.813
DHAULIGANGA HEP	48.477	-
DULHASTI HEP	71.824	-
JHAJJAR	102.813	80.529
KOTESHWAR	75.758	-
NATHPA JHAKRI HEP	93.698	-
PARBATI-III	0.000	-
RAMPUR HEP	82.810	-
RIHAND STPS	83.711	81.300
RIHAND-II STPS	97.614	88.984
RIHAND-III STPS	97.521	80.152
SEWA-II HEP	91.572	-
SINGRAULI STPS	82.803	81.928
SALAL HEP	31.575	-
TEHRI HEP	99.973	-
TANAKPUR HEP	41.387	-
UNCHAHAAR-I TPS	105.104	93.604
UNCHAHAAR-II TPS	102.330	94.226
UNCHAHAAR-III TPS	104.533	102.128
URI HEP	40.081	-
URI-II HEP	0.000	-

**Northern Regional Power Committee**  
**Final REA for the Month of JANUARY, 2015**

Table - C1

**WT. AVG. ENTITLEMENTS OF UTILITIES FOR THE MONTH IN CS STATIONS BASED ON GOI ORDERS(%)**

Station	ANDHRA PRADESH	BANGLADESH	BIHAR	CHANDIGARH	DELHI	HIMACHAL PRADESH	HARYANA	J & K	KERALA	ORISSA	PUNJAB	PG-DADRI	PG-RIHAND	RAJASTHAN	RAILWAYS	TELANGANA	UTTARAKHAND	UTTAR PRADESH
ANTA GPP	0.000	0.000	0.000	1.700	10.500	4.470	6.620	10.360	0.000	0.000	12.580	0.000	0.000	21.080	0.000	0.000	4.810	27.880
AURAIYA GPP	0.000	0.000	0.000	1.100	10.860	3.940	6.500	9.020	0.000	0.000	13.140	0.000	0.000	10.080	4.530	0.000	4.540	36.290
BAIRASIJUL HEP	0.000	0.000	0.000	0.000	11.000	12.000	30.500	0.000	0.000	0	46.500	0.000	0.000	0.000	0.000	0.000	0.000	0.000
CHAMERA HEP	0.000	0.000	0.000	3.900	7.900	14.900	15.800	3.900	0.000	0	10.200	0.000	0.000	19.600	0.000	0.000	3.530	20.270
CHAMERA-II HEP	0.000	0.000	0.000	1.280	13.330	16.740	6.740	10.440	0.000	0.000	11.070	0.000	0.000	11.190	0.000	0.000	1.220	27.990
CHAMERA-III HEP	0.000	0.000	0.000	1.111	12.734	13.890	9.628	10.332	0.000	0.000	8.746	0.000	0.000	12.184	0.000	0.000	5.131	26.244
DADRI GPP	0.000	0.000	0.000	0.850	10.960	3.430	5.360	8.350	0.000	0.000	16.320	0.100	0.000	9.870	8.430	0.000	3.880	32.450
DADRI SOLAR	0	0	0	0	0	0	0	0	0	100.000	0	0	0	0	0	0	0	0
DADRI TFS	0.000	0.000	21.430	0.000	68.570	0.000	0.000	0.000	0.000	0	0.000	0.000	0.000	0.000	0.000	0.000	0.000	10.000
DADRI-II TFS	0.000	1.020	26.630	0.210	48.370	0.590	0.360	1.400	0.000	0	0.930	0.000	0.000	5.050	0.000	0.000	0.420	15.020
DHAULIGANGA HEP	0.000	0.000	0.000	1.230	13.210	4.460	6.600	9.500	0.000	0	10.890	0.000	0.000	10.920	0.000	0.000	17.090	26.100
DULHASTI HEP	0.000	0.000	0.000	0.980	12.830	0.890	6.360	24.570	0.000	0	9.170	0.000	0.000	12.150	0.000	0.000	5.130	27.920
JHAJJAR	20.290	0.000	0.000	0.260	0.000	0.450	46.650	1.740	11.120	0.000	0.450	0.000	0.000	0.640	0.000	14.790	0.510	3.100
KOTESHWAR	0.000	0.000	0.000	0.700	9.860	0.590	4.800	6.780	0.000	0	6.950	0.000	0.000	9.200	0.000	0.000	18.340	42.780
NAPP	0.000	0.000	0.000	1.630	10.680	4.040	7.220	10.830	0.000	0	12.450	0.000	0.000	11.230	0.000	0.000	4.690	37.230
NATHPA JHAKRI HEP	0.000	0.000	0.000	0.870	9.470	37.060	4.860	9.270	0.000	0	10.720	0.000	0.000	8.310	0.000	0.000	0.670	18.770
PARBATI-II	0.000	0.000	0.000	1.110	12.730	13.890	9.630	10.330	0.000	0	8.750	0.000	0.000	12.180	0.000	0.000	5.130	26.250
RAPPB	0.000	0.000	0.000	0.663	0.000	0.000	12.889	7.950	0.000	0	24.605	0.000	0.000	35.787	0.000	0.000	0.000	18.106
RAPPC	0.000	0.000	0.000	1.190	12.690	4.290	6.560	12.740	0.000	0	11.300	0.000	0.000	21.210	0.000	0.000	4.420	25.600
RAMPUR HEP	0.000	0.000	0.000	0.310	0.000	42.450	4.690	9.210	0.000	0	6.160	0.000	0.000	8.490	0.000	0.000	11.200	17.490
RIHAND STPS	0.000	2.500	0.000	1.180	10.000	4.020	6.820	8.250	0.000	0	11.820	0.000	0.080	13.990	0.000	0.000	4.300	37.040
RIHAND-II STPS	0.000	1.500	0.000	1.000	12.600	3.870	6.050	10.750	0.000	0	11.110	0.000	0.000	14.880	0.000	0.000	3.800	34.440
RIHAND-III STPS	0.000	0.000	0.000	0.765	13.191	4.011	5.995	8.072	0.000	0	9.257	0.000	0.000	16.943	0.000	0.000	4.374	37.392

**Northern Regional Power Committee**  
**Final REA for the Month of JANUARY, 2015**

Table - D2

Energy Scheduled To the Beneficiaries from CS Hydro Stations

(All Figs in LUs)

CS Station	State Utilities	Scheduled Energy	Free Energy (Included in Schedule)
<b>NATHPA JHAKRI HEP :-</b>			
	CHANDIGARH	16.536025	
	DELHI	134.310425	
	HARYANA	92.398375	
	HIMACHAL PRADESH	704.585125	230.386856
	J & K	176.245275	
	PUNJAB	203.808775	
	RAJASTHAN	157.993025	
	URS_NR	45.418450	
	UTTAR PRADESH	356.859175	
	UTTARAKHAND	12.733600	
<b>TOTAL NATHPA JHAKRI HEP</b>		<b>1900.888250</b>	
<b>RAMPUR HEP :-</b>			
	CHANDIGARH	1.566200	
	HARYANA	23.696825	
	HIMACHAL PRADESH	214.453725	67.396553
	J & K	46.525275	
	PUNJAB	31.118150	
	RAJASTHAN	42.888375	
	UTTAR PRADESH	88.354850	
	UTTARAKHAND	56.579600	
<b>TOTAL RAMPUR HEP</b>		<b>505.183000</b>	
<b>SEWA-II HEP :-</b>			
	CHANDIGARH	1.359575	
	DELHI	13.502775	
	HARYANA	6.806500	
	HIMACHAL PRADESH	0.897775	
	J & K	22.895350	10.335897
	PUNJAB	9.343675	
	RAJASTHAN	12.268525	
	UTTAR PRADESH	28.973975	
	UTTARAKHAND	5.261850	
<b>TOTAL SEWA-II HEP</b>		<b>101.310000</b>	

भारत सरकार  
उत्तर क्षेत्रीय विद्युत समिति  
18-ए, श.जीत सिंह मार्ग, कटवारिया सराय,  
नई दिल्ली- 110016  
Government of India  
Northern Regional Power Committee  
18-A, S. Jeet Singh Marg, Katwaria Sarai,  
New Delhi-110016

सं. उधेविस/वाणिज्यिक/201/क्षे.ऊ.ले./2015/11 2908-2946  
No. NRPC/Comml/201/ REA/ 2015/

दिनांक : 30 मार्च, 2015  
Dated: 30<sup>th</sup> March, 2015

सेवामें,  
To,

संलग्न सूची के अनुसार  
As per list enclosed

विषय : माह फरवरी 2015 का अंतिम क्षेत्रीय ऊर्जा लेखा ।

**Subject** –Final REA for the month of February 2015.


महोदय/Sir,

माह फरवरी 2015 का अंतिम क्षेत्रीय ऊर्जा लेखा की एक प्रति इस पत्र के साथ संलग्न कर आपको आवश्यक कार्यवाही हेतु प्रेषित की जा रही है (प्रति हमारी वेबसाइट [www.nrpc.gov.in](http://www.nrpc.gov.in) पर भी उपलब्ध है)। उत्तरी क्षेत्र के सभी घटकों से अनुरोध है कि यदि इस लेखा में कोई त्रुटि हो, तो उसे इस लेखा के जारी होने के 15 दिन के भीतर इस कार्यालय को सूचित करें। यदि 15 दिन के भीतर इस संबंध में किसी भी घटक से कोई सूचना नहीं प्राप्त होती है, तो इस लेखा को सही मान कर उसे पूर्णतया अंतिम समझा जायेगा।

Please find enclosed a copy of Final Regional Energy Account (REA) for the month of February 2015 (also available on [www.nrpc.gov.in](http://www.nrpc.gov.in)) for further necessary action. The constituents are requested to intimate the discrepancy / error, if any, within 15 days from the date of issue of this REA. In case no such communication is received from any constituent within 15 days, the REA will be treated as correct and closed.

अनुलग्नक - यथोपरि।  
Encl.: As above.

भवदीय  
Yours faithfully,

 30. 03. 2015

(अजय तलेगांवकर)  
(Ajay Talegaonkar)  
अधीक्षण अभियंता (वाणिज्य)  
Superintending Engineer (Commercial)

**Northern Regional Power Committee**  
**Final REA for the Month of FEBRUARY, 2015**

**Table - A**  
**Details of Plant Availability Factor (PAF) for CS Stations**

<b>Constituent</b>	<b>PAFM(%)</b>	<b>PAFY(%)</b>
ANTA GPP	102.456	95.703
AURAIYA GPP	78.979	87.427
BAIRASIUL HEP	100.126	-
CHAMERA HEP	100.117	-
CHAMERA-II HEP	67.175	-
CHAMERA-III HEP	91.365	-
DADRI GPP	96.588	95.307
DADRI TPS	106.008	99.329
DADRI-II TPS	105.313	91.112
DHAULIGANGA HEP	50.216	-
DULHASTI HEP	85.305	-
JHAJJAR	105.541	82.626
KOTESHWAR	75.532	-
NATHPA JHAKRI HEP	94.545	-
PARBATI-III	24.311	-
RAMPUR HEP	88.712	-
RIHAND STPS	97.023	82.618
RIHAND-II STPS	95.794	89.555
RIHAND-III STPS	98.686	81.706
SEWA-II HEP	85.932	-
SINGRAULI STPS	97.535	83.236
SALAL HEP	37.609	-
TEHRI HEP	89.286	-
TANAKPUR HEP	35.105	-
UNCHAHAR-I TPS	105.347	94.588
UNCHAHAR-II TPS	105.347	95.158
UNCHAHAR-III TPS	105.015	102.370
URI HEP	59.958	-
URI-II HEP	0.000	-

**Northern Regional Power Committee**  
**Final REA for the Month of FEBRUARY, 2015**

Table - C1

**WT. AVG. ENTITLEMENTS OF UTILITIES FOR THE MONTH IN CS STATIONS BASED ON GOI ORDERS(%)**

Station	ANDHRA PRADESH	BANGLADESH	BIHAR	CHANDIGARH	DELHI	HIMACHAL PRADESH	HARYANA	J & K	KERALA	ORISSA	PUNJAB	PG-DADRI	PG-RIHAND	RAJASTHAN	RAILWAYS	TELANGANA	UTTARAKHAND	UTTAR PRADESH
ANTA GPP	0.000	0.000	0.000	1.700	10.500	4.470	6.620	10.360	0.000	0.000	12.580	0.000	0.000	21.080	0.000	0.000	4.810	27.880
AURAIYA GPP	0.000	0.000	0.000	1.100	10.860	3.940	6.500	9.020	0.000	0.000	13.140	0.000	0.000	10.080	4.530	0.000	4.540	36.290
BAIRASUJL HEP	0.000	0.000	0.000	0.000	11.000	12.000	30.500	0.000	0.000	0	46.500	0.000	0.000	0.000	0.000	0.000	0.000	0.000
CHAMERA HEP	0.000	0.000	0.000	3.900	7.900	14.900	15.800	3.900	0.000	0	10.200	0.000	0.000	19.600	0.000	0.000	3.530	20.270
CHAMERA-II HEP	0.000	0.000	0.000	1.280	13.330	16.740	6.740	10.440	0.000	0.000	11.070	0.000	0.000	11.190	0.000	0.000	1.220	27.990
CHAMERA-III HEP	0.000	0.000	0.000	1.111	12.734	13.890	9.628	10.332	0.000	0.000	8.746	0.000	0.000	12.184	0.000	0.000	5.131	26.244
DADRI GPP	0.000	0.000	0.000	0.850	10.960	3.430	5.360	8.350	0.000	0.000	16.320	0.100	0.000	9.870	8.430	0.000	3.880	32.450
DADRI SOLAR	0	0	0	0	0	0	0	0	0	100.000	0	0	0	0	0	0	0	0
DADRI TPS	0.000	0.000	21.430	0.000	68.570	0.000	0.000	0.000	0.000	0	0.000	0.000	0.000	0.000	0.000	0.000	0.000	10.000
DADRI-II TPS	0.000	1.020	26.630	0.210	48.370	0.590	0.360	1.400	0.000	0	0.930	0.000	0.000	5.050	0.000	0.000	0.420	15.020
DHAULGANGA HEP	0.000	0.000	0.000	1.230	13.210	4.460	6.600	9.500	0.000	0	10.890	0.000	0.000	10.920	0.000	0.000	17.090	26.100
DULHASTI HEP	0.000	0.000	0.000	0.980	12.830	0.890	6.360	24.570	0.000	0	9.170	0.000	0.000	12.150	0.000	0.000	5.130	27.920
JHAJJAR	20.290	0.000	0.000	0.260	0.000	0.450	46.650	1.740	11.120	0.000	0.450	0.000	0.000	0.640	0.000	14.790	0.510	3.100
KOTESHWAR	0.000	0.000	0.000	0.700	9.860	0.590	4.800	6.780	0.000	0	6.950	0.000	0.000	9.200	0.000	0.000	18.340	42.780
NAPP	0.000	0.000	0.000	1.630	10.680	4.040	7.220	10.830	0.000	0	12.450	0.000	0.000	11.230	0.000	0.000	4.690	37.230
NATHPA JHAKRI HEP	0.000	0.000	0.000	0.870	9.470	37.060	4.860	9.270	0.000	0	10.720	0.000	0.000	8.310	0.000	0.000	0.670	18.770
PARBATI-III	0.000	0.000	0.000	1.110	12.730	13.890	9.630	10.330	0.000	0	8.750	0.000	0.000	12.180	0.000	0.000	5.130	26.250
RAPPB	0.000	0.000	0.000	0.663	0.000	0.000	12.889	7.950	0.000	0	24.605	0.000	0.000	35.787	0.000	0.000	0.000	18.106
RAPPC	0.000	0.000	0.000	1.190	12.690	4.290	6.560	12.740	0.000	0	11.300	0.000	0.000	21.210	0.000	0.000	4.420	25.600
RAMPUR HEP	0.000	0.000	0.000	0.310	0.000	42.450	4.690	9.210	0.000	0	6.160	0.000	0.000	8.490	0.000	0.000	11.200	17.490
RIHAND STPS	0.000	2.500	0.000	1.180	10.000	4.020	6.820	8.250	0.000	0	11.820	0.000	0.080	13.990	0.000	0.000	4.300	37.040
RIHAND-II STPS	0.000	1.500	0.000	1.000	12.600	3.870	6.050	10.750	0.000	0	11.110	0.000	0.000	14.880	0.000	0.000	3.800	34.440
RIHAND-III STPS	0.000	0.000	0.000	0.765	13.191	4.011	5.995	8.072	0.000	0	9.257	0.000	0.000	16.943	0.000	0.000	4.374	37.392

**Northern Regional Power Committee**  
**Final REA for the Month of FEBRUARY, 2015**

Table - D2

Energy Scheduled To the Beneficiaries from CS Hydro Stations

(All Figs in LUs)

CS Station	State Utilities	Scheduled Energy	Free Energy (Included in Schedule)
<b>NATHPA JHAKRI HEP :-</b>			
	CHANDIGARH	14.706050	
	DELHI	119.442000	
	HARYANA	82.167975	
	HIMACHAL PRADESH	626.574525	204.362588
	J & K	156.729850	
	PUNJAB	181.243275	
	RAJASTHAN	140.498175	
	URS_NR	38.832125	
	UTTAR PRADESH	317.346000	
	UTTARAKHAND	11.324625	
<b>TOTAL NATHPA JHAKRI HEP</b>		<b>1688.864600</b>	
<b>PARBATI-III :-</b>			
	CHANDIGARH	1.278700	
	DELHI	14.687425	
	HARYANA	11.104025	
	HIMACHAL PRADESH	16.028250	15.963507
	J & K	11.918425	
	PUNJAB	10.099050	
	RAJASTHAN	14.057300	
	UTTAR PRADESH	30.282200	
	UTTARAKHAND	5.919625	
<b>TOTAL PARBATI-III</b>		<b>115.375000</b>	
<b>RAMPUR HEP :-</b>			
	CHANDIGARH	1.417250	
	HARYANA	21.433550	
	HIMACHAL PRADESH	193.958800	60.188162
	J & K	42.079050	
	PUNJAB	28.143925	
	RAJASTHAN	38.789450	
	UTTAR PRADESH	79.910825	
	UTTARAKHAND	51.171650	
<b>TOTAL RAMPUR HEP</b>		<b>456.904500</b>	

भारत सरकार  
उत्तर क्षेत्रीय विद्युत समिति  
18-ए, श.जीत सिंह मार्ग, कटवारिया सराय,  
नई दिल्ली- 110016  
Government of India  
Northern Regional Power Committee  
18-A, S. Jeet Singh Marg, Katwaria Sarai,  
New Delhi-110016

सं. उक्षेविस/वाणिज्यिक/201/क्षे.ऊ.ले./2015/4/3844-3882  
No. NRPC/Comm/201/ REA/ 2015/

दिनांक : 28 अप्रैल, 2015  
Dated: 28<sup>th</sup> April, 2015

सेवामें,  
To,

संलग्न सूची के अनुसार  
As per list enclosed

विषय : माह मार्च 2015 का अंतिम क्षेत्रीय ऊर्जा लेखा ।

**Subject** –Final REA for the month of March 2015.

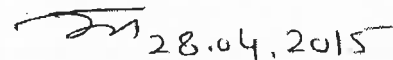
महोदय/Sir,

माह मार्च 2015 का अंतिम क्षेत्रीय ऊर्जा लेखा की एक प्रति इस पत्र के साथ संलग्न कर आपको आवश्यक कार्यवाही हेतु प्रेषित की जा रही है (प्रति हमारी वेबसाइट [www.nrpc.gov.in](http://www.nrpc.gov.in) पर भी उपलब्ध है)। उत्तरी क्षेत्र के सभी घटकों से अनुरोध है कि यदि इस लेखा में कोई त्रुटि हो, तो उसे इस लेखा के जारी होने के 15 दिन के भीतर इस कार्यालय को सूचित करें। यदि 15 दिन के भीतर इस संबंध में किसी भी घटक से कोई सूचना नहीं प्राप्त होती है, तो इस लेखा को सही मान कर उसे पूर्णतया अंतिम समझा जायेगा।

Please find enclosed a copy of Final Regional Energy Account (REA) for the month of March 2015 (also available on [www.nrpc.gov.in](http://www.nrpc.gov.in)) for further necessary action. The constituents are requested to intimate the discrepancy / error, if any, within 15 days from the date of issue of this REA. In case no such communication is received from any constituent within 15 days, the REA will be treated as correct and closed.

अनुलग्नक - यथोपरि।  
Encl.: As above.

भवदीय  
Yours faithfully,

 28.04.2015

(अजय तलेगांवकर)  
(Ajay Talegaonkar)  
अधीक्षण अभिर्यता (वाणिज्य)  
Superintending Engineer (Commercial)

## Northern Regional Power Committee

Final REA for the Month of MARCH, 2015

Table - A

Details of Plant Availability Factor (PAF) for CS Stations

Constituent	PAFM(%)	PAFY(%)
ANTA GPP	78.013	94.200
AURAIYA GPP	99.856	88.482
BAIRASIUL HEP	100.449	-
CHAMERA HEP	100.090	-
CHAMERA-II HEP	100.670	-
CHAMERA-III HEP	102.529	-
DADRI GPP	103.134	95.971
DADRI TPS	105.814	99.879
DADRI-II TPS	66.509	89.023
DHAULIGANGA HEP	68.741	-
DULHASTI HEP	101.215	-
JHAJJAR	105.465	84.565
KOTESHWAR	75.758	-
NATHPA JHAKRI HEP	105.802	-
PARBATI-III	38.363	-
RAMPUR HEP	89.895	-
RIHAND STPS	95.835	83.740
RIHAND-II STPS	73.446	88.187
RIHAND-III STPS	101.835	83.415
SEWA-II HEP	101.086	-
SINGRAULI STPS	89.078	83.732
SALAL HEP	67.985	-
TEHRI HEP	68.859	-
TANAKPUR HEP	57.955	-
UNCHAHAAR-I TPS	105.878	95.547
UNCHAHAAR-II TPS	105.355	96.024
UNCHAHAAR-III TPS	104.545	102.555
URI HEP	100.160	-
URI-II HEP	0.000	-

**Northern Regional Power Committee  
Final REA for the Month of MARCH, 2015**

Table - C1

**WT. AVG. ENTITLEMENTS OF UTILITIES FOR THE MONTH IN CS STATIONS BASED ON GOI ORDERS(%)**

Station	ANDHRA PRADESH	BANGLADESH	BIHAR	CHANDIGARH	DELHI	HIMACHAL PRADESH	HARYANA	J & K	KERALA	ORISSA	PUNJAB	PG-DADRI	PG-RIHAND	RAJASTHAN	RAILWAYS	TELANGANA	UTTARAKHAND	UTTAR PRADESH
ANTA GPP	0.000	0.000	0.000	1.700	10.500	4.479	6.629	10.377	0.000	0.000	12.589	0.000	0.000	21.089	0.000	0.000	4.819	27.818
AURAIYA GPP	0.000	0.000	0.000	1.100	10.860	3.940	6.500	9.029	0.000	0.000	13.140	0.000	0.000	10.089	4.530	0.000	4.549	36.263
BAIRASIUH HEP	0.000	0.000	0.000	0.000	11.000	12.000	30.500	0.000	0.000	0	46.500	0.000	0.000	0.000	0.000	0.000	0.000	0.000
CHAMERA HEP	0.000	0.000	0.000	3.900	7.900	14.900	15.800	3.900	0.000	0	10.200	0.000	0.000	19.600	0.000	0.000	3.530	20.270
CHAMERA-II HEP	0.000	0.000	0.000	1.280	13.330	16.740	6.740	10.475	0.000	0.000	11.070	0.000	0.000	11.199	0.000	0.000	1.229	27.937
CHAMERA-III HEP	0.000	0.000	0.000	1.111	12.734	13.899	9.637	10.349	0.000	0.000	8.755	0.000	0.000	12.193	0.000	0.000	5.131	26.191
DADRI GPP	0.000	0.000	0.000	0.850	10.960	3.430	5.360	8.359	0.000	0.000	16.320	0.100	0.000	9.879	8.430	0.000	3.889	32.423
DADRI SOLAR	0	0	0	0	0	0	0	0	0	100.000	0	0	0	0	0	0	0	0
DADRI TPS	0.000	0.000	21.430	0.000	68.570	0.000	0.000	0.000	0.000	0	0.000	0.000	0.000	0.000	0.000	0.000	0.000	10.000
DADRI-II TPS	0.000	1.020	26.630	0.210	48.370	0.599	0.369	1.426	0.000	0	0.939	0.000	0.000	5.059	0.000	0.000	0.420	14.958
DHAULIGANGA HEP	0.000	0.000	0.000	1.230	13.210	4.469	6.609	9.517	0.000	0	10.899	0.000	0.000	10.929	0.000	0.000	17.090	26.047
DULHASTI HEP	0.000	0.000	0.000	0.980	12.830	0.899	6.369	24.587	0.000	0	9.179	0.000	0.000	12.159	0.000	0.000	5.130	27.867
JHAJJAR	20.290	0.000	0.000	0.260	0.000	0.450	46.650	1.749	11.120	0.000	0.450	0.000	0.000	0.649	0.000	14.790	0.519	3.073
KOTESHWAR	0.000	0.000	0.000	0.700	9.860	0.590	4.800	6.797	0.000	0	6.950	0.000	0.000	9.200	0.000	0.000	18.349	42.754
NAPP	0.000	0.000	0.000	1.639	10.680	4.049	7.229	10.847	0.000	0	12.459	0.000	0.000	11.239	0.000	0.000	4.690	37.168
NATHPA JHAKRI HEP	0.000	0.000	0.000	0.870	9.470	37.060	4.860	9.279	0.000	0	10.720	0.000	0.000	8.319	0.000	0.000	0.679	18.743
PARBATI-III	0.000	0.000	0.000	1.110	12.730	13.899	9.639	10.347	0.000	0	8.759	0.000	0.000	12.189	0.000	0.000	5.130	26.197
RAPPB	0.000	0.000	0.000	0.663	0.000	0.000	12.889	7.950	0.000	0	24.605	0.000	0.000	35.787	0.000	0.000	0.000	18.106
RAPPC	0.000	0.000	0.000	1.469	12.690	4.778	7.048	6.521	0.000	0	11.788	0.000	0.000	21.907	0.000	0.000	4.977	28.822
RAMPUR HEP	0.000	0.000	0.000	0.310	0.000	42.458	4.699	9.219	0.000	0	6.169	0.000	0.000	8.499	0.000	0.000	11.200	17.446
RIHAND STPS	0.000	2.500	0.000	1.189	10.000	4.029	6.829	8.267	0.000	0	11.829	0.000	0.080	13.999	0.000	0.000	4.309	36.969
RIHAND-II STPS	0.000	1.500	0.000	1.000	12.600	3.879	6.059	10.767	0.000	0	11.119	0.000	0.000	14.889	0.000	0.000	3.809	34.378
RIHAND-III STPS	0.000	0.000	0.000	0.774	13.191	4.020	6.004	8.098	0.000	0	9.266	0.000	0.000	16.943	0.000	0.000	4.383	37.321

**Northern Regional Power Committee**

**Final REA for the Month of MARCH, 2015**

**Table - D2**

**Energy Scheduled To the Beneficiaries from CS Hydro Stations**

(All Figs in LUs)

CS Station	State Utilities	Scheduled Energy	Free Energy (Included in Schedule)
<b>RAMPUR HEP :-</b>			
	CHANDIGARH	1.955025	
	HARYANA	29.607400	
	HIMACHAL PRADESH	267.539775	83.640348
	J & K	58.086200	
	PUNJAB	38.871750	
	RAJASTHAN	53.551200	
	UTTAR PRADESH	109.932150	
	UTTARAKHAND	70.574000	
<b>TOTAL RAMPUR HEP</b>		<b>630.117500</b>	
<b>SEWA-II HEP :-</b>			
	CHANDIGARH	11.849450	
	DELHI	107.617950	
	HARYANA	59.639250	
	HIMACHAL PRADESH	7.972225	
	J & K	200.518300	122.260683
	PUNJAB	81.816675	
	RAJASTHAN	107.444600	
	URS NR	10.515625	
	UTTAR PRADESH	253.073275	
	UTTARAKHAND	46.003125	
<b>TOTAL SEWA-II HEP</b>		<b>886.450475</b>	
<b>SALAL HEP :-</b>			
	CHANDIGARH	7.858625	
	DELHI	303.427400	
	HARYANA	437.054175	
	HIMACHAL PRADESH	28.799375	
	J & K	1000.647100	358.930270
	PUNJAB	773.986775	
	RAJASTHAN	85.831225	
	URS NR	34.172525	
	UTTAR PRADESH	202.214700	
	UTTARAKHAND	35.214575	
<b>TOTAL SALAL HEP</b>		<b>2909.206475</b>	