

भारत सरकार
उत्तर क्षेत्रीय विद्युत समिति
18-ए, श.जीत सिंह मार्ग, कटवारिया सराय,
नई दिल्ली- 110016
Government of India
Northern Regional Power Committee
18-A, S. Jeet Singh Marg, Katwaria Sarai,
New Delhi-110016

सं. उधेविस/वाणिज्यिक/201/क्षे.ऊ.ले./2015/H/4910-48
No. NRPC/Comm/201/ REA/ 2015/

दिनांक: 29 मई, 2015
Dated: 29th May, 2015

सेवामें,
To,

संलग्न सूची के अनुसार
As per list enclosed

विषय : माह अप्रैल 2015 का अंतिम क्षेत्रीय ऊर्जा लेखा ।

Subject –Final REA for the month of April 2015.


महोदय/Sir,

माह अप्रैल 2015 का अंतिम क्षेत्रीय ऊर्जा लेखा की एक प्रति इस पत्र के साथ संलग्न कर आपको आवश्यक कार्यवाही हेतु प्रेषित की जा रही है (प्रति हमारी वेबसाइट www.nrpc.gov.in पर भी उपलब्ध है) । उत्तरी क्षेत्र के सभी घटकों से अनुरोध है कि यदि इस लेखा में कोई त्रुटि हो, तो उसे इस लेखा के जारी होने के 15 दिन के भीतर इस कार्यालय को सूचित करें । यदि 15 दिन के भीतर इस संबंध में किसी भी घटक से कोई सूचना नहीं प्राप्त होती है, तो इस लेखा को सही मान कर उसे पूर्णतया अंतिम समझा जायेगा ।

Please find enclosed a copy of Final Regional Energy Account (REA) for the month of April 2015 (also available on www.nrpc.gov.in) for further necessary action. The constituents are requested to intimate the discrepancy / error, if any, within 15 days from the date of issue of this REA. In case no such communication is received from any constituent within 15 days, the REA will be treated as correct and closed.

अनुलग्नक - यथोपरि ।
Encl.: As above.

भवदीय
Yours faithfully,

 29.05.2015

(अजय तलेगांवकर)
(Ajay Talegaonkar)
अधीक्षण अभियंता (वाणिज्य)
Superintending Engineer (Commercial)

Northern Regional Power Committee

Final REA for the Month of APRIL, 2015

Table - A

Details of Plant Availability Factor (PAF) for CS Stations

Constituent	PAFM(%)	PAFY(%)
ANTA GPP	73.675	73.675
AURAIYA GPP	100.998	100.998
BAIRASIUL HEP	89.597	-
CHAMERA HEP	100.427	-
CHAMERA-II HEP	101.215	-
CHAMERA-III HEP	101.419	-
DADRI GPP	100.321	100.321
DADRI TPS	93.894	93.894
DADRI-II TPS	93.212	93.212
DHAULIGANGA HEP	65.227	-
DULHASTI HEP	102.014	-
JHAJJAR	105.541	105.541
KOTESHWAR	83.754	-
NATHPA JHAKRI HEP	107.774	-
PARBATI-III	55.980	-
RAMPUR HEP	104.056	-
RIHAND STPS	89.308	89.308
RIHAND-II STPS	59.897	59.897
RIHAND-III STPS	102.163	102.163
SEWA-II HEP	102.604	-
SINGRAULI STPS	92.258	92.258
SALAL HEP	89.788	-
TEHRI HEP	56.235	-
TANAKPUR HEP	66.026	-
UNCHAHAAR-I TPS	103.624	103.624
UNCHAHAAR-II TPS	103.886	103.886
UNCHAHAAR-III TPS	17.501	17.501
URI HEP	100.160	-
URI-II HEP	0.000	-

Northern Regional Power Committee
Final REA for the Month of APRIL, 2015

Table - C1

WT. AVG. ENTITLEMENTS OF UTILITIES FOR THE MONTH IN CS STATIONS BASED ON GOI ORDERS(%)

Station	ANDHRA PRADESH	BANGLADESH	BHAR	CHANDIGARH	DELHI	HIMACHAL PRADESH	HARYANA	J & K	KERALA	ORISSA	PUNJAB	PG-DADRI	PG-RIHAND	RAJASTHAN	RAILWAYS	TELANGANA	UTTARAKHAND	UTTAR PRADESH
ANTA GPP	0.000	0.000	0.000	1.700	10.500	4.480	6.630	10.380	0.000	0.000	12.590	0.000	0.000	21.090	0.000	0.000	4.820	27.810
AURAIYA GPP	0.000	0.000	0.000	1.100	10.360	3.940	6.500	9.030	0.000	0.000	13.140	0.000	0.000	10.090	4.530	0.000	4.550	36.260
BAIRASIJUL HEP	0.000	0.000	0.000	0.000	11.000	12.000	30.500	0.000	0.000	0	46.500	0.000	0.000	0.000	0.000	0.000	0.000	0.000
CHAMERA HEP	0.000	0.000	0.000	3.900	7.900	14.900	15.800	3.900	0.000	0	10.200	0.000	0.000	19.600	0.000	0.000	3.530	20.270
CHAMERA-II HEP	0.000	0.000	0.000	1.280	13.330	16.740	6.740	10.480	0.000	0.000	11.070	0.000	-0.000	11.200	0.000	0.000	1.230	27.930
CHAMERA-III HEP	0.000	0.000	0.000	1.111	12.734	13.900	9.638	10.352	0.000	0.000	8.756	0.000	0.000	12.194	0.000	0.000	5.131	26.184
DADRI GPP	0.000	0.000	0.000	0.850	10.960	3.430	5.360	8.360	0.000	0.000	16.320	0.100	0.000	9.880	8.430	0.000	3.890	32.420
DADRI SOLAR	0	0	0	0	0	0	0	0	0	100.000	0	0	0	0	0	0	0	0
DADRI TPS	0.000	0.000	21.430	0.000	68.370	0.000	0.000	0.000	0.000	0	0.000	0.000	0.000	0.000	0.000	0.000	0.000	10.000
DADRI-II TPS	0.000	1.020	0.000	0.210	75.000	0.600	0.370	1.430	0.000	0	0.940	0.000	0.000	5.060	0.000	0.000	0.420	14.950
DHALJGANGA HEP	0.000	0.000	0.000	1.230	13.210	4.470	6.610	9.520	0.000	0	10.900	0.000	0.000	10.930	0.000	0.000	17.090	26.040
DULHASTI HEP	0.000	0.000	0.000	0.980	12.830	0.900	6.370	24.590	0.000	0	9.180	0.000	0.000	12.160	0.000	0.000	5.130	27.860
JHAJJAR	20.290	0.000	0.000	0.260	0.000	0.450	46.650	1.750	11.120	0.000	0.450	0.000	0.000	0.650	0.000	14.790	0.520	3.070
KOTESHWAR	0.000	0.000	0.000	0.700	9.860	0.590	4.800	6.800	0.000	0	6.950	0.000	0.000	9.200	0.000	0.000	18.350	42.750
NAPP	0.000	0.000	0.000	1.640	10.680	4.050	7.230	10.850	0.000	0	12.460	0.000	0.000	11.240	0.000	0.000	4.690	37.160
NATHPA JHAKRI HEP	0.000	0.000	0.000	0.870	9.470	37.060	4.860	9.280	0.000	0	10.720	0.000	0.000	8.320	0.000	0.000	0.680	18.740
PARBATI-III	0.000	0.000	0.000	1.110	12.730	13.900	9.640	10.350	0.000	0	8.760	0.000	0.000	12.190	0.000	0.000	5.130	26.190
RAPPB	0.000	0.000	4.000	0.663	0.000	0.000	12.889	7.950	0.000	0	24.605	0.000	0.000	35.787	0.000	0.000	0.000	18.106
RAPPCC	0.000	0.000	0.000	1.510	12.690	4.850	7.120	5.600	0.000	0	11.860	0.000	0.000	22.010	0.000	0.000	5.060	29.300
RAMPUR HEP	0.000	0.000	0.000	0.310	0.000	42.460	4.700	9.220	0.000	0	6.170	0.000	0.000	8.500	0.000	0.000	11.200	17.440
RIHAND STPS	0.000	2.500	0.000	1.190	10.000	4.030	6.830	8.270	0.000	0	11.830	0.000	0.080	14.000	0.000	0.000	4.310	36.960
RIHAND-II STPS	0.000	1.500	0.000	1.000	12.600	3.880	6.060	10.770	0.000	0	11.120	0.000	0.000	14.800	0.000	0.000	3.810	34.370
RIHAND-III STPS	0.000	0.000	0.000	0.775	13.191	4.021	6.005	8.102	0.000	0	9.267	0.000	0.000	16.943	0.000	0.000	4.384	37.312

Northern Regional Power Committee

Final REA for the Month of APRIL, 2015

Table - D2

Energy Scheduled To the Beneficiaries from CS Hydro Stations

(All Figs in LUs)

CS Station	State Utilities	Scheduled Energy	Free Energy (Included in Schedule)
RAMPUR HEP :-			
	CHANDIGARH	3.639525	
	HARYANA	55.208900	
	HIMACHAL PRADESH	498.757675	158.528027
	J & K	108.304900	
	PUNJAB	72.476550	
	RAJASTHAN	99.842100	
	UTTAR PRADESH	204.859675	
	UTTARAKHAND	131.560675	
TOTAL RAMPUR HEP		1174.650000	
SEWA-II HEP :-			
	CHANDIGARH	11.406600	
	DELHI	34.871800	
	HARYANA	57.336075	
	HIMACHAL PRADESH	7.678475	
	J & K	192.809400	118.935859
	PUNJAB	78.709375	
	RAJASTHAN	103.327900	
	URS_NR	78.555850	
	UTTAR PRADESH	243.252850	
	UTTARAKHAND	44.266750	
TOTAL SEWA-II HEP		852.215075	
SALAL HEP :-			
	CHANDIGARH	11.146725	
	DELHI	147.267275	
	HARYANA	620.451375	
	HIMACHAL PRADESH	40.877075	
	J & K	1420.607925	508.758000
	PUNJAB	1098.809900	
	RAJASTHAN	121.876800	
	URS_NR	343.258200	
	UTTAR PRADESH	287.091275	
	UTTARAKHAND	50.001750	
TOTAL SALAL HEP		4141.388300	

भारत सरकार
उत्तर क्षेत्रीय विद्युत समिति
18-ए, श.जीत सिंह मार्ग, कटवारिया सराय,
नई दिल्ली- 110016
Government of India
Northern Regional Power Committee
18-A, S. Jeet Singh Marg, Katwaria Sarai,
New Delhi-110016

सं. उक्षेविस/वाणिज्यिक/201/क्षे.ऊ.ले./2015/H/6045-83
No. NRPC/Comm/201/ REA/ 2015/

दिनांक: 02 जुलाई, 2015

Dated: 02nd July, 2015

सेवामें,
To,

संलग्न सूची के अनुसार
As per list enclosed

विषय : माह मई 2015 का अंतिम क्षेत्रीय ऊर्जा लेखा ।

Subject –Final REA for the month of May 2015.


महोदय/Sir,

माह मई 2015 का अंतिम क्षेत्रीय ऊर्जा लेखा की एक प्रति इस पत्र के साथ संलग्न कर आपको आवश्यक कार्यवाही हेतु प्रेषित की जा रही है (प्रति हमारी वेबसाइट www.nrpc.gov.in पर भी उपलब्ध है) । उत्तरी क्षेत्र के सभी घटकों से अनुरोध है कि यदि इस लेखा में कोई त्रुटि हो, तो उसे इस लेखा के जारी होने के 15 दिन के भीतर इस कार्यालय को सूचित करें । यदि 15 दिन के भीतर इस संबंध में किसी भी घटक से कोई सूचना नहीं प्राप्त होती है, तो इस लेखा को सही मान कर उसे पूर्णतया अंतिम समझा जायेगा ।

Please find enclosed a copy of Final Regional Energy Account (REA) for the month of May 2015 (also available on www.nrpc.gov.in) for further necessary action. The constituents are requested to intimate the discrepancy / error, if any, within 15 days from the date of issue of this REA. In case no such communication is received from any constituent within 15 days, the REA will be treated as correct and closed.

अनुलग्नक - यथोपरि ।
Encl.: As above.

भवदीय
Yours faithfully,

 02.07.2015

(अजय तलेगांवकर)

(Ajay Talegaonkar)

अधीक्षण अभियंता (वाणिज्य)

Superintending Engineer (Commercial)

Northern Regional Power Committee

Final REA for the Month of MAY, 2015

Table - A

Details of Plant Availability Factor (PAF) for CS Stations

Constituent	PAFM(%)	PAFY(%)
ANTA GPP	89.397	81.665
AURAIYA GPP	99.597	100.286
BAIRASIUL HEP	100.503	-
CHAMERA HEP	100.658	-
CHAMERA-II HEP	101.215	-
CHAMERA-III HEP	101.430	-
DADRI GPP	99.718	100.015
DADRI TPS	88.355	91.079
DADRI-II TPS	105.541	99.478
DHAULIGANGA HEP	82.237	-
DULHASTI HEP	102.512	-
JHAJJAR	97.597	101.504
KOTESHWAR	76.646	-
NATHPA JHAKRI HEP	108.300	-
PARBATI-III	62.307	-
RAMPUR HEP	106.565	-
RIHAND STPS	65.808	77.366
RIHAND-II STPS	99.869	80.211
RIHAND-III STPS	101.473	101.812
SEWA-II HEP	102.694	-
SINGRAULI STPS	92.475	92.368
SALAL HEP	94.972	-
TEHRI HEP	39.447	-
TANAKPUR HEP	81.921	-
UNCHAHAAR-I TPS	105.933	104.797
UNCHAHAAR-II TPS	104.886	104.395
UNCHAHAAR-III TPS	75.682	47.068
URI HEP	100.160	-
URI-II HEP	0.000	-

Northern Regional Power Committee
Final REA for the Month of MAY, 2015

Table - C1

WT. AVG. ENTITLEMENTS OF UTILITIES FOR THE MONTH IN CS STATIONS BASED ON GOI ORDERS(%)

Station	ANDHRA PRADESH	BANGLADESH	BIHAR	CHANDIGARH	DELHI	HIMACHAL PRADESH	HARYANA	J & K	KERALA	ORISSA	PUNJAB	PG-DADRI	PG-RIHAND	RAJASTHAN	RAILWAYS	TELANGANA	UTTARAKHAND	UTTAR PRADESH
ANTA GPP	0.000	0.000	0.000	1.700	10.500	4.480	6.630	10.380	0.000	0.000	12.590	0.000	0.000	21.090	0.000	0.000	4.820	27.810
AURAIYA GPP	0.000	0.000	0.000	1.100	10.860	3.940	6.500	9.030	0.000	0.000	13.140	0.000	0.000	10.090	4.530	0.000	4.550	36.260
BAIRASOL HEP	0.000	0.000	0.000	0.000	11.000	12.000	30.500	0.000	0.000	0	46.500	0.000	0.000	0.000	0.000	0.000	0.000	0.000
CHAMERA HEP	0.000	0.000	0.000	3.900	7.900	14.900	15.800	3.900	0.000	0	10.200	0.000	0.000	19.600	0.000	0.000	3.530	20.270
CHAMERA-II HEP	0.000	0.000	0.000	1.280	13.330	16.740	6.740	10.480	0.000	0.000	11.070	0.000	0.000	11.200	0.000	0.000	1.230	27.930
CHAMERA-III HEP	0.000	0.000	0.000	1.111	12.734	13.900	9.638	10.352	0.000	0.000	8.756	0.000	0.000	12.194	0.000	0.000	5.131	26.184
DADRI GPP	0.000	0.000	0.000	0.850	10.960	3.430	5.360	8.360	0.000	0.000	16.320	0.100	0.000	9.880	8.430	0.000	3.890	32.420
DADRI SOLAR	0	0	0	0	0	0	0	0	0	100.000	0	0	0	0	0	0	0	0
DADRI TTS	0.000	0.000	21.430	0.000	68.570	0.000	0.000	0.000	0.000	0	0.000	0.000	0.000	0.000	0.000	0.000	0.000	10.000
DADRI-II TTS	0.000	1.020	0.000	0.210	75.500	0.600	0.370	1.430	0.000	0	0.940	0.000	0.000	5.060	0.000	0.000	0.420	14.950
DHAULGANGA HEP	0.000	0.000	0.000	1.230	13.210	4.470	6.610	9.520	0.000	0	10.900	0.000	0.000	10.930	0.000	0.000	17.090	26.040
DULHASTI HEP	0.000	0.000	0.000	0.980	12.530	0.900	6.370	24.590	0.000	0	9.180	0.000	0.000	12.160	0.000	0.000	5.130	27.860
JHAJJAR	20.290	0.000	0.000	0.260	0.500	0.450	46.650	1.750	11.120	0.000	0.450	0.000	0.000	0.650	0.000	14.790	0.520	3.070
KOTESHWAR	0.000	0.000	0.000	0.700	9.560	0.590	4.800	6.800	0.000	0	6.950	0.000	0.000	9.200	0.000	0.000	18.350	42.750
NAPP	0.000	0.000	0.000	1.640	10.580	4.050	7.230	10.850	0.000	0	12.460	0.000	0.000	11.240	0.000	0.000	4.690	37.160
NATHPA JHAKRI HEP	0.000	0.000	0.000	0.870	9.470	37.060	4.860	9.280	0.000	0	10.720	0.000	0.000	8.320	0.000	0.000	0.680	18.740
PARBATI-III	0.000	0.000	0.000	1.110	12.730	13.900	9.640	10.350	0.000	0	8.760	0.000	0.000	12.190	0.000	0.000	5.130	26.190
RAPPB	0.000	0.000	0.000	0.663	0.500	0.000	12.889	7.950	0.000	0	24.605	0.000	0.000	35.787	0.000	0.000	0.000	18.106
RAPPC	0.000	0.000	0.000	1.510	12.590	4.850	7.120	5.600	0.000	0	11.860	0.000	0.000	22.010	0.000	0.000	5.060	29.300
RAMPUR HEP	0.000	0.000	0.000	0.310	0.200	42.460	4.700	9.220	0.000	0	6.170	0.000	0.000	8.500	0.000	0.000	11.200	17.440
RIHAND STPS	0.000	2.500	0.000	1.190	10.000	4.030	6.830	8.270	0.000	0	11.830	0.000	0.080	14.000	0.000	0.000	4.310	36.960
RIHAND-II STPS	0.000	1.500	0.000	1.000	12.500	3.880	6.060	10.770	0.000	0	11.120	0.000	0.000	14.890	0.000	0.000	3.810	34.370
RIHAND-III STPS	0.000	0.000	0.000	0.775	13.191	4.021	6.005	8.102	0.000	0	9.267	0.000	0.000	16.943	0.000	0.000	4.384	37.312

Northern Regional Power Committee

Final REA for the Month of MAY, 2015

Table - D2

Energy Scheduled To the Beneficiaries from CS Hydro Stations

(All Figs in LUs)

CS Station	State Utilities	Scheduled Energy	Free Energy (Included in Schedule)
RAMPUR HEP :-			
	CHANDIGARH	9.104900	
	HARYANA	138.018600	
	HIMACHAL PRADESH	1246.706975	392.086491
	J & K	270.701775	
	PUNJAB	181.144275	
	RAJASTHAN	249.572325	
	UTTAR PRADESH	512.058900	
	UTTARAKHAND	328.822250	
TOTAL RAMPUR HEP		2936.130000	
SEWA-II HEP :-			
	CHANDIGARH	11.309950	
	DELHI	34.577225	
	HARYANA	56.858850	
	HIMACHAL PRADESH	7.613700	
	J & K	191.190200	117.674025
	PUNJAB	78.042550	
	RAJASTHAN	102.455250	
	URS NR	75.823850	
	UTTAR PRADESH	241.208450	
	UTTARAKHAND	43.891300	
TOTAL SEWA-II HEP		842.971325	
SALAL HEP :-			
	CHANDIGARH	12.790825	
	DELHI	168.712675	
	HARYANA	710.770525	
	HIMACHAL PRADESH	46.825350	
	J & K	1627.429275	574.696868
	PUNJAB	1258.788475	
	RAJASTHAN	139.616775	
	URS NR	374.233925	
	UTTAR PRADESH	328.908100	
	UTTARAKHAND	57.284975	
TOTAL SALAL HEP		4725.360900	

भारत सरकार
उत्तर क्षेत्रीय विद्युत समिति
18-ए, श.जीत सिंह मार्ग, कटवारिया सराय,
नई दिल्ली- 110016
Government of India
Northern Regional Power Committee
18-A, S. Jeet Singh Marg, Katwaria Sarai,
New Delhi-110016

सं. उक्षेविस/वाणिज्यिक/201/क्षे.ऊ.ले./2015/H/6763-6801
No. NRPC/Comm1/201/ REA/ 2015/

दिनांक: 28 जुलाई, 2015
Dated: 28th July, 2015

सेवामें,
To,

संलग्न सूची के अनुसार
As per list enclosed

विषय : माह जून 2015 का अंतिम क्षेत्रीय ऊर्जा लेखा ।

Subject –Final REA for the month of June 2015.


महोदय/Sir,

माह जून 2015 का अंतिम क्षेत्रीय ऊर्जा लेखा की एक प्रति इस पत्र के साथ संलग्न कर आपको आवश्यक कार्यवाही हेतु प्रेषित की जा रही है (प्रति हमारी वेबसाइट www.nrpc.gov.in पर भी उपलब्ध है) । उत्तरी क्षेत्र के सभी घटकों से अनुरोध है कि यदि इस लेखा में कोई त्रुटि हो, तो उसे इस लेखा के जारी होने के 15 दिन के भीतर इस कार्यालय को सूचित करें । यदि 15 दिन के भीतर इस संबंध में किसी भी घटक से कोई सूचना नहीं प्राप्त होती है, तो इस लेखा को सही मान कर उसे पूर्णतया अंतिम समझा जायेगा ।

Please find enclosed a copy of Final Regional Energy Account (REA) for the month of June 2015 (also available on www.nrpc.gov.in) for further necessary action. The constituents are requested to intimate the discrepancy / error, if any, within 15 days from the date of issue of this REA. In case no such communication is received from any constituent within 15 days, the REA will be treated as correct and closed.

अनुलग्नक - यथोपरि ।
Encl.: As above.

भवदीय
Yours faithfully,

 28.07.2015

(अजय तलेगांवकर)

(Ajay Talegaonkar)

अधीक्षण अभियंता (वाणिज्य)

Superintending Engineer (Commercial)

Northern Regional Power Committee

Final REA for the Month of JUNE, 2015

Table - A

Details of Plant Availability Factor (PAF) for CS Stations

Constituent	PAFM(%)	PAFY(%)
ANTA GPP	92.828	85.345
AURAIYA GPP	97.893	99.497
BAIRASIUL HEP	102.132	-
CHAMERA HEP	100.371	-
CHAMERA-II HEP	97.185	-
CHAMERA-III HEP	98.396	-
DADRI GPP	98.571	99.539
DADRI TPS	104.965	95.657
DADRI-II TPS	105.214	101.369
DHAULIGANGA HEP	90.425	-
DULHASTI HEP	98.061	-
JHAJJAR	69.862	91.072
KOTESHWAR	67.214	-
NATHPA JHAKRI HEP	108.300	-
PARBATI-III	70.710	-
RAMPUR HEP	103.432	-
RIHAND STPS	53.432	69.476
RIHAND-II STPS	100.374	86.858
RIHAND-III STPS	96.676	100.119
SEWA-II HEP	102.694	-
SINGRAULI STPS	95.174	93.293
SALAL HEP	93.434	-
TEHRI HEP	47.876	-
TANAKPUR HEP	88.371	-
UNCHAHR-I TPS	105.296	104.962
UNCHAHR-II TPS	104.454	104.414
UNCHAHR-III TPS	104.726	66.076
URI HEP	99.847	-
URI-II HEP	24.531	-

Northern Regional Power Committee
Final REA for the Month of JUNE, 2015

Table - C1

WT. AVG. ENTITLEMENTS OF UTILITIES FOR THE MONTH IN CS STATIONS BASED ON GOI ORDERS(%)

Station	ANDHRA PRADESH	BANGLADESH	BHAR	CHANDIGARH	DELHI	HIMACHAL PRADESH	HARYANA	J & K	KERALA	ORISSA	PUNJAB	PG-DADRI	PG-RIHAND	RAJASTHAN	RAILWAYS	TELANGANA	UTTARAKHAND	UTTAR PRADESH
ANTA GPP	0.000	0.000	0.000	1.808	10.500	3.730	5.880	10.063	0.000	0.000	15.048	0.000	0.000	20.023	0.000	0.000	4.603	28.345
AURAIYA GPP	0.000	0.000	0.000	1.175	10.860	3.423	5.983	8.813	0.000	0.000	14.840	0.000	0.000	9.348	4.530	0.000	4.400	36.628
BAIRASUL HEP	0.000	0.000	0.000	0.000	11.000	12.000	30.500	0.000	0.000	0	46.500	0.000	0.000	0.000	0.000	0.000	0.000	0.000
CHAMERA HEP	0.000	0.000	0.000	3.900	7.900	14.900	15.800	3.900	0.000	0	10.200	0.000	0.000	19.600	0.000	0.000	3.530	20.270
CHAMERA-II HEP	0.000	0.000	0.000	1.413	13.330	15.848	5.848	10.088	0.000	0.000	14.012	0.000	0.000	9.925	0.000	0.000	0.972	28.564
CHAMERA-III HEP	0.000	0.000	0.000	1.219	12.734	13.150	8.888	10.035	0.000	0.000	11.206	0.000	0.000	11.127	0.000	0.000	4.923	26.718
DADRI GPP	0.000	0.000	0.000	0.900	10.960	3.080	5.010	8.210	0.000	0.000	17.462	0.100	0.000	9.380	8.430	0.000	3.790	32.678
DADRI SOLAR	0	0	0	0	0	0	0	0	0	100.000	0	0	0	0	0	0	0	0
DADRI TPS	0.000	0.000	21.430	0.000	68.570	0.000	0.000	0.000	0.000	0	0.000	0.000	0.000	0.000	0.000	0.000	0.000	10.000
DADRI-II TPS	0.000	1.020	0.000	0.252	75.000	0.292	0.062	1.297	0.000	0	1.948	0.000	0.000	4.618	0.000	0.000	0.337	15.174
DHAULJANGA HEP	0.000	0.000	0.000	1.338	13.210	3.720	5.860	9.203	0.000	0	13.350	0.000	0.000	9.863	0.000	0.000	16.882	26.574
DULHASTI HEP	0.000	0.000	0.000	1.088	12.830	0.150	5.620	24.273	0.000	0	11.630	0.000	0.000	11.093	0.000	0.000	4.922	28.394
JHAJJAR	20.290	0.000	0.000	0.310	0.000	0.075	46.274	1.592	11.120	0.000	1.692	0.000	0.000	0.108	0.000	14.790	0.412	3.337
KOTESHWAR	0.000	0.000	0.000	0.767	9.860	0.098	4.308	6.592	0.000	0	8.567	0.000	0.000	8.500	0.000	0.000	18.208	43.100
NAPP	0.000	0.000	0.000	1.740	10.680	3.325	6.505	10.542	0.000	0	14.835	0.000	0.000	10.207	0.000	0.000	4.482	37.684
NATHPA JHAKRI HEP	0.000	0.000	0.000	0.937	9.470	36.568	4.368	9.072	0.000	0	12.345	0.000	0.000	7.612	0.000	0.000	0.538	19.090
PARBATI-III	0.000	0.000	0.000	1.218	12.730	13.150	8.890	10.033	0.000	0	11.210	0.000	0.000	11.123	0.000	0.000	4.922	26.724
RAPPB	0.000	0.000	0.000	0.663	0.000	0.000	12.889	7.950	0.000	0	24.605	0.000	0.000	35.787	0.000	0.000	0.000	18.106
RAPP	0.000	0.000	0.000	1.685	12.690	3.642	5.912	5.083	0.000	0	15.835	0.000	0.000	20.285	0.000	0.000	4.710	30.158
RAMPUR HEP	0.000	0.000	0.000	0.377	0.000	42.001	4.242	9.028	0.000	0	7.662	0.000	0.000	7.850	0.000	0.000	11.075	17.765
RIHAND STPS	0.000	2.500	0.000	1.232	10.000	3.755	6.555	8.153	0.000	0	12.730	0.000	0.080	13.608	0.000	0.000	4.227	37.160
RIHAND-II STPS	0.000	1.500	0.000	1.042	12.600	3.580	5.760	10.645	0.000	0	12.095	0.000	0.000	14.465	0.000	0.000	3.727	34.586
RIHAND-III STPS	0.000	0.000	0.000	0.817	13.191	3.688	5.672	7.960	0.000	0	10.359	0.000	0.000	16.476	0.000	0.000	4.284	37.553

Northern Regional Power Committee

Final REA for the Month of JUNE, 2015

Table - D2

Energy Scheduled To the Beneficiaries from CS Hydro Stations

(All Figs in LUs)

CS Station	State Utilities	Scheduled Energy	Free Energy (Included in Schedule)
RAMPUR HEP :-			
	CHANDIGARH	10.866750	
	HARYANA	122.015825	
	HIMACHAL PRADESH	1210.006625	381.159143
	J & K	260.051125	
	PUNJAB	221.462525	
	RAJASTHAN	225.867150	
	UTTAR PRADESH	512.045100	
	UTTARAKHAND	319.024900	
TOTAL RAMPUR HEP		2881.340000	
SEWA-II HEP :-			
	CHANDIGARH	9.688200	
	DELHI	45.778075	
	HARYANA	39.756675	
	HIMACHAL PRADESH	0.854300	
	J & K	148.815075	89.485402
	PUNJAB	78.440950	
	RAJASTHAN	73.562125	
	URS_NR	40.052575	
	UTTAR PRADESH	194.146200	
	UTTARAKHAND	33.204725	
TOTAL SEWA-II HEP		664.298900	
SALAL HEP :-			
	CHANDIGARH	12.168400	
	DELHI	261.508000	
	HARYANA	677.435100	
	HIMACHAL PRADESH	44.626675	
	J & K	1551.127475	550.283182
	PUNJAB	1199.746325	
	RAJASTHAN	133.062275	
	URS_NR	262.024125	
	UTTAR PRADESH	313.473775	
	UTTARAKHAND	54.600450	
TOTAL SALAL HEP		4509.772600	

भारत सरकार
उत्तर क्षेत्रीय विद्युत समिति
18-ए, श.जीत सिंह मार्ग, कटवारिया सराय,
नई दिल्ली- 110016
Government of India
Northern Regional Power Committee
18-A, S. Jeet Singh Marg, Katwaria Sarai,
New Delhi-110016

सं. उक्षेविस/वाणिज्यिक/201/क्षे.ऊ.ले./2015/H/ 7924-62
No. NRPC/Comm/201/ REA/ 2015/

दिनांक: 02 सितम्बर, 2015
Dated: 02nd September, 2015

सेवामें,
To,

संलग्न सूची के अनुसार
As per list enclosed

विषय : माह जुलाई 2015 का अंतिम क्षेत्रीय ऊर्जा लेखा ।
Subject –Final REA for the month of July 2015.


महोदय/Sir,

माह जुलाई 2015 का अंतिम क्षेत्रीय ऊर्जा लेखा की एक प्रति इस पत्र के साथ संलग्न कर आपको आवश्यक कार्यवाही हेतु प्रेषित की जा रही है (प्रति हमारी वेबसाइट www.nrpc.gov.in पर भी उपलब्ध है)। उत्तरी क्षेत्र के सभी घटकों से अनुरोध है कि यदि इस लेखा में कोई त्रुटि हो, तो उसे इस लेखा के जारी होने के 15 दिन के भीतर इस कार्यालय को सूचित करें। यदि 15 दिन के भीतर इस संबंध में किसी भी घटक से कोई सूचना नहीं प्राप्त होती है, तो इस लेखा को सही मान कर उसे पूर्णतया अंतिम समझा जायेगा।

Please find enclosed a copy of Final Regional Energy Account (REA) for the month of July 2015 (also available on www.nrpc.gov.in) for further necessary action. The constituents are requested to intimate the discrepancy / error, if any, within 15 days from the date of issue of this REA. In case no such communication is received from any constituent within 15 days, the REA will be treated as correct and closed.

अनुलग्नक - यथोपरि।
Encl.: As above.

भवदीय
Yours faithfully,

 02.09.2015

(अजय तलेगांवकर)
(Ajay Talegaonkar)
अधीक्षण अभियंता (वाणिज्य)
Superintending Engineer (Commercial)

Northern Regional Power Committee

Final REA for the Month of JULY, 2015

Table - A

Details of Plant Availability Factor (PAF) for CS Stations

Constituent	PAFM(%)	PAFY(%)
ANTA GPP	95.034	87.807
AURAIYA GPP	98.772	99.313
BAJRASIUL HEP	97.663	-
CHAMERA HEP	100.392	-
CHAMERA-II HEP	95.297	-
CHAMERA-III HEP	97.893	-
DADRI GPP	98.081	99.168
DADRI TPS	103.605	97.677
DADRI-II TPS	104.861	102.256
DHAULIGANGA HEP	98.086	-
DULHASTI HEP	99.816	-
JHAJJAR	102.871	94.070
KOLDAM HEP	102.453	-
KOTESHWAR	89.606	-
NATHPA JHAKRI HEP	108.300	-
PARBATI-III	58.838	-
RAMPUR HEP	102.883	-
RIHAND STPS	91.975	75.193
RIHAND-II STPS	77.328	84.436
RIHAND-III STPS	73.067	93.245
SEWA-II HEP	102.694	-
SINGRAULI STPS	92.187	93.012
SALAL HEP	95.260	-
TEHRI HEP	72.509	-
TANAKPUR HEP	97.180	-
UNCHAHAHAR-I TPS	104.675	104.889
UNCHAHAHAR-II TPS	63.452	94.006
UNCHAHAHAR-III TPS	104.657	75.880
URI HEP	100.160	-
URI-II HEP	66.932	-

Northern Regional Power Committee

Final REA for the Month of JULY, 2015

Table - C1

WT. AVG. ENTITLEMENTS OF UTILITIES FOR THE MONTH IN CS STATIONS BASED ON GOI ORDERS(%)

Station	BANGLADESH	BIHAR	CHANDIGARH	DELHI	HIMACHAL PRADESH	HARYANA	J & K	KERALA	ORISSA	PUNJAB	PG-DADRI	PG-RIHAND	RAJASTHAN	RAILWAYS	TELANGANA	UTTARAKHAND	UTTAR PRADESH
ANTA GPP	0.000	0.000	1.835	10.500	3.580	5.730	10.014	0.000	0.000	15.554	0.000	0.000	19.810	0.000	0.000	4.565	28.412
AURAIYA GPP	0.000	0.000	1.195	10.860	3.320	5.880	8.779	0.000	0.000	15.194	0.000	0.000	9.200	4.530	0.000	4.375	36.667
BAIRASUL HEP	0.000	0.000	0.000	11.000	12.000	30.500	0.000	0.000	0	46.500	0.000	0.000	0.000	0.000	0.000	0.000	0.000
CHAMERA HEP	0.000	0.000	3.900	7.900	14.500	15.800	3.900	0.000	0	10.200	0.000	0.000	19.600	0.000	0.000	3.530	20.270
CHAMERA-II HEP	0.000	0.000	1.440	13.330	15.670	5.670	10.028	0.000	0.000	14.623	0.000	0.000	9.670	0.000	0.000	0.925	28.644
CHAMERA-III HEP	0.000	0.000	1.246	12.734	13.000	8.738	9.986	0.000	0.000	11.710	0.000	0.000	10.914	0.000	0.000	4.881	26.791
DADRI GPP	0.000	0.000	0.910	10.960	3.010	4.940	8.189	0.000	0.000	17.699	0.100	0.000	9.280	8.430	0.000	3.770	32.712
DADRI SOLAR	0	0	0	0	0	0	0	0	100.000	0	0	0	0	0	0	0	0
DADRI TPS	0.000	21.430	0.000	68.570	0.000	0.000	0.000	0.000	0	0.000	0.000	0.000	0.000	0.000	0.000	0.000	10.000
DADRI-II TPS	1.020	0.000	0.265	75.000	0.230	0.000	1.279	0.000	0	2.168	0.000	0.000	4.530	0.000	0.000	0.320	15.188
DHAULGANGA HEP	0.000	0.000	1.365	13.210	3.570	5.710	9.154	0.000	0	13.854	0.000	0.000	9.650	0.000	0.000	16.840	26.647
DULHASTI HEP	0.000	0.000	1.115	12.830	0.000	5.470	24.228	0.000	0	12.134	0.000	0.000	10.880	0.000	0.000	4.880	28.463
JHAJJAR	0.000	0.000	0.325	20.270	0.000	46.200	1.565	11.130	0.000	1.949	0.000	0.000	0.000	0.000	14.800	0.390	3.371
KOLDAM HEP	0.000	0.000	1.440	6.960	13.620	9.220	14.210	0.000	0	11.590	0.000	0.000	10.720	0.000	0.000	6.740	25.500
KOTESHWAR	0.000	0.000	0.785	9.860	0.000	4.210	6.555	0.000	0	8.904	0.000	0.000	8.360	0.000	0.000	18.180	43.146
NAPP	0.000	0.000	1.765	10.680	3.180	6.360	10.489	0.000	0	15.328	0.000	0.000	10.000	0.000	0.000	4.445	37.753
NATHPA JHAKRI HEP	0.000	0.000	0.955	9.470	36.470	4.270	9.039	0.000	0	12.684	0.000	0.000	7.470	0.000	0.000	0.510	19.132
PARBATI-III	0.000	0.000	1.245	12.730	13.000	8.740	9.984	0.000	0	11.714	0.000	0.000	10.910	0.000	0.000	4.880	26.797
RAPPB	0.000	0.000	0.663	0.000	0.000	12.889	7.950	0.000	0	24.605	0.000	0.000	35.787	0.000	0.000	0.000	18.106
RAPPC	0.000	0.000	1.725	12.690	3.400	5.670	4.998	0.000	0	16.657	0.000	0.000	19.940	0.000	0.000	0.000	30.271
RAMPUR HEP	0.000	0.000	0.390	0.000	41.510	4.150	8.999	0.000	0	7.969	0.000	0.000	7.720	0.000	0.000	1.1950	17.812
RIHAND STPS	2.500	0.000	1.240	10.000	3.700	6.500	8.139	0.000	0	12.924	0.000	0.080	13.530	0.000	0.000	4.215	37.172
RIHAND-II STPS	1.500	0.000	1.055	12.600	3.520	5.700	10.634	0.000	0	12.304	0.000	0.000	14.380	0.000	0.000	3.710	34.597

Northern Regional Power Committee

Final REA for the Month of JULY, 2015

Table - D2

Energy Scheduled To the Beneficiaries from CS Hydro Stations

(All Figs in LUs)

CS Station	State Utilities	Scheduled Energy	Free Energy (Included in Schedule)
PARBATI-III :-			
	CHANDIGARH	17.279625	
	DELHI	176.959725	
	HARYANA	121.485350	
	HIMACHAL PRADESH	180.719500	181.425079
	J & K	138.769775	
	PUNJAB	162.813650	
	RAJASTHAN	151.680900	
	UTTAR PRADESH	372.600300	
	UTTARAKHAND	67.841175	
TOTAL PARBATI-III		1390.150000	
RAMPUR HEP :-			
	CHANDIGARH	11.114450	
	HARYANA	118.453775	
	HIMACHAL PRADESH	1196.092125	376.525687
	J & K	256.852375	
	PUNJAB	227.436350	
	RAJASTHAN	220.325775	
	UTTAR PRADESH	508.315350	
	UTTARAKHAND	315.339800	
TOTAL RAMPUR HEP		2853.930000	
SEWA-II HEP :-			
	CHANDIGARH	11.640100	
	DELHI	78.415550	
	HARYANA	45.973025	
	J & K	175.468700	108.654332
	PUNJAB	96.073500	
	RAJASTHAN	85.477800	
	URS NR	25.897800	
	UTTAR PRADESH	229.820550	
	UTTARAKHAND	38.954775	
TOTAL SEWA-II HEP		787.721800	

भारत सरकार
उत्तर क्षेत्रीय विद्युत समिति
18-ए, श.जीत सिंह मार्ग, कटवारिया सराय,
नई दिल्ली- 110016
Government of India
Northern Regional Power Committee
18-A, S. Jeet Singh Marg, Katwaria Sarai,
New Delhi-110016

सं. उक्षेविस/वाणिज्यिक/201/क्षे.ऊ.ले./2015/ 8915-53
No. NRPC/Comm/201/ REA/ 2015/

दिनांक: 30 सितम्बर, 2015
Dated: 30th September, 2015

सेवामें,
To,

संलग्न सूची के अनुसार
As per list enclosed

विषय : माह अगस्त 2015 का अंतिम क्षेत्रीय ऊर्जा लेखा ।

Subject –Final REA for the month of August 2015.


महोदय/Sir,

माह अगस्त 2015 का अंतिम क्षेत्रीय ऊर्जा लेखा की एक प्रति इस पत्र के साथ संलग्न कर आपको आवश्यक कार्यवाही हेतु प्रेषित की जा रही है (प्रति हमारी वेबसाइट www.nrpc.gov.in पर भी उपलब्ध है) । उत्तरी क्षेत्र के सभी घटकों से अनुरोध है कि यदि इस लेखा में कोई त्रुटि हो, तो उसे इस लेखा के जारी होने के 15 दिन के भीतर इस कार्यालय को सूचित करें । यदि 15 दिन के भीतर इस संबंध में किसी भी घटक से कोई सूचना नहीं प्राप्त होती है, तो इस लेखा को सही मान कर उसे पूर्णतया अंतिम समझा जायेगा ।

Please find enclosed a copy of Final Regional Energy Account (REA) for the month of August 2015 (also available on www.nrpc.gov.in) for further necessary action. The constituents are requested to intimate the discrepancy / error, if any, within 15 days from the date of issue of this REA. In case no such communication is received from any constituent within 15 days, the REA will be treated as correct and closed.

अनुलग्नक - यथोपरि ।
Encl.: As above.

भवदीय
Yours faithfully,

 30.09.2015

(अजय तलेगांवकर)
(Ajay Talegaonkar)
अधीक्षण अभियंता (वाणिज्य)
Superintending Engineer (Commercial)

Northern Regional Power Committee

Final REA for the Month of AUGUST, 2015

Table - A

Details of Plant Availability Factor (PAF) for CS Stations

Constituent	PAFM(%)	PAFY(%)
ANTA GPP	96.922	89.654
AURAIYA GPP	98.549	99.158
BAIRASIUL HEP	99.580	-
CHAMERA HEP	100.416	-
CHAMERA-II HEP	101.215	-
CHAMERA-III HEP	82.741	-
DADRI GPP	86.725	96.647
DADRI TPS	91.000	96.324
DADRI-II TPS	103.471	102.502
DHAULIGANGA HEP	97.065	-
DULHASTI HEP	99.097	-
JHAJJAR	100.920	95.458
KOLDAM HEP	104.995	-
KOTESHWAR	100.128	-
NATHPA JHAKRI HEP	107.157	-
PARBATI-III	57.817	-
RAMPUR HEP	103.915	-
RIHAND STPS	90.456	78.285
RIHAND-II STPS	74.596	82.443
RIHAND-III STPS	53.576	85.208
SEWA-II HEP	100.788	-
SINGRAULI STPS	94.942	93.403
SALAL HEP	96.972	-
TEHRI HEP	102.096	-
TANAKPUR HEP	100.778	-
UNCHAHAR-I TPS	104.628	104.836
UNCHAHAR-II TPS	104.197	96.071
UNCHAHAR-III TPS	104.117	81.601
URI HEP	100.160	-
URI-II HEP	95.773	-

Northern Regional Power Committee
Final REA for the Month of AUGUST, 2015

Table - C1

WT. AVG. ENTITLEMENTS OF UTILITIES FOR THE MONTH IN CS STATIONS BASED ON GOI ORDERS(%)

Station	BANGLADESH	BIHAR	CHANDIGARH	DELHI	HIMACHAL PRADESH	HARYANA	J & K	KERALA	ORISSA	PUNJAB	PG-DADRI	PG-RIBHAND	RAJASTHAN	RAILWAYS	TELANGANA	UTTARAKHAND	UTTAR PRADESH
ANTA GPP	0.000	0.000	1.840	10.500	3.580	5.730	10.030	0.000	0.000	15.570	0.000	0.000	19.810	0.000	0.000	4.570	28.370
AURAIYA GPP	0.000	0.000	1.200	10.860	3.320	5.880	8.790	0.000	0.000	15.210	0.000	0.000	9.200	4.530	0.000	4.380	36.630
BAIRASIUL HEP	0.000	0.000	0.000	11.000	12.000	30.500	0.000	0.000	0	46.500	0.000	0.000	0.000	0.000	0.000	0.000	0.000
CHAMERA HEP	0.000	0.000	3.900	7.900	14.900	15.800	3.900	0.000	0	10.200	0.000	0.000	19.600	0.000	0.000	3.530	20.270
CHAMERA-II HEP	0.000	0.000	1.440	13.330	15.670	5.670	10.050	0.000	0.000	14.650	0.000	0.000	9.670	0.000	0.000	0.930	28.590
CHAMERA-III HEP	0.000	0.000	1.251	12.734	13.000	8.738	10.002	0.000	0.000	11.726	0.000	0.000	10.914	0.000	0.000	4.881	26.754
DADRI GPP	0.000	0.000	0.910	10.960	3.010	4.940	8.200	0.000	0.000	17.710	0.100	0.000	9.280	8.430	0.000	3.770	32.690
DADRI SOLAR	0	0	0	0	0	0	0	0	100.000	0	0	0	0	0	0	0	0
DADRI TPS	0.000	21.430	0.000	68.570	0.000	0.000	0.000	0.000	0	0.000	0.000	0.000	0.000	0.000	0.000	0.000	10.000
DADRI-II TPS	1.020	0.000	0.270	75.000	0.230	0.000	1.290	0.000	0	2.190	0.000	0.000	4.530	0.000	0.000	0.320	15.150
DHAULGANGA HEP	0.000	0.000	1.370	13.210	3.570	5.710	9.170	0.000	0	13.870	0.000	0.000	9.650	0.000	0.000	16.840	26.610
DULHASTI HEP	0.000	0.000	1.120	12.830	0.000	5.470	24.250	0.000	0	12.150	0.000	0.000	10.880	0.000	0.000	4.880	28.420
JHAJJAR	0.000	0.000	0.330	20.270	0.000	46.200	1.570	11.130	0.000	1.960	0.000	0.000	0.000	0.000	14.800	0.390	3.350
KOLDAM HEP	0.000	0.000	1.440	6.960	13.620	9.220	14.210	0.000	0	11.590	0.000	0.000	10.720	0.000	0.000	6.740	25.500
KOTESHWAR	0.000	0.000	0.790	9.860	0.000	4.210	6.560	0.000	0	8.920	0.000	0.000	8.360	0.000	0.000	18.180	43.120
NAPP	0.000	0.000	1.770	10.680	3.180	6.360	10.500	0.000	0	15.350	0.000	0.000	10.000	0.000	0.000	4.450	37.710
NATHPA JHAKRI HEP	0.000	0.000	0.960	9.470	36.470	4.270	9.050	0.000	0	12.700	0.000	0.000	7.470	0.000	0.000	0.510	19.100
PARBATI-III	0.000	0.000	1.250	12.730	13.000	8.740	10.000	0.000	0	11.730	0.000	0.000	10.910	0.000	0.000	4.880	26.760
RAPPB	0.000	0.000	0.663	0.000	0.000	12.889	7.950	0.000	0	24.605	0.000	0.000	35.787	0.000	0.000	0.000	18.106
RAPPC	0.000	0.000	1.730	12.690	3.400	5.670	5.020	0.000	0	16.690	0.000	0.000	19.940	0.000	0.000	4.660	30.200
RAMPUR HEP	0.000	0.000	0.390	0.000	41.910	4.150	9.010	0.000	0	7.980	0.000	0.000	7.720	0.000	0.000	11.050	17.790
RIHAND STPS	2.500	0.000	1.240	10.000	3.700	6.500	8.150	0.000	0	12.940	0.000	0.080	13.530	0.000	0.000	4.220	37.140
RIHAND-II STPS	1.500	0.000	1.060	12.600	3.520	5.700	10.650	0.000	0	12.320	0.000	0.000	14.380	0.000	0.000	3.710	34.560

Northern Regional Power Committee

Final REA for the Month of AUGUST, 2015

Table - D2

Energy Scheduled To the Beneficiaries from CS Hydro Stations

(All Figs in LUs)

CS Station	State Utilities	Scheduled Energy	Free Energy (Included in Schedule)
PARBATI-III :-			
	CHANDIGARH	18.903725	
	DELHI	192.753800	
	HARYANA	132.307475	
	HIMACHAL PRADESH	196.829600	197.833859
	J & K	151.407375	
	PUNJAB	177.613100	
	RAJASTHAN	165.185825	
	UTTAR PRADESH	405.153650	
	UTTARAKHAND	73.919375	
TOTAL PARBATI-III		1514.073925	
RAMPUR HEP :-			
	CHANDIGARH	11.200425	
	HARYANA	119.195325	
	HIMACHAL PRADESH	1203.279700	379.132095
	J & K	258.663925	
	PUNJAB	229.082800	
	RAJASTHAN	221.635000	
	UTTAR PRADESH	510.746975	
	UTTARAKHAND	317.223475	
TOTAL RAMPUR HEP		2871.027625	
SEWA-II HEP :-			
	CHANDIGARH	9.060300	
	DELHI	60.809400	
	HARYANA	35.679750	
	J & K	136.192375	84.504537
	PUNJAB	74.608875	
	RAJASTHAN	66.313925	
	URS_NR	19.804475	
	UTTAR PRADESH	178.091325	
	UTTARAKHAND	30.220550	
TOTAL SEWA-II HEP		610.780975	

भारत सरकार
उत्तर क्षेत्रीय विद्युत समिति
18-ए, श.जीत सिंह मार्ग, कटवारिया सराय,
नई दिल्ली- 110016
Government of India
Northern Regional Power Committee
18-A, S. Jeet Singh Marg, Katwaria Sarai,
New Delhi-110016

सं. उक्षेविस/वाणिज्यिक/201/क्षे.ऊ.ले./2015/ 9732 - 70
No. NRPC/Comm/201/ REA/ 2015/

दिनांक: 26 अक्टूबर, 2015
Dated: 26th October, 2015

सेवामें,
To,

संलग्न सूची के अनुसार
As per list enclosed

विषय : माह सितम्बर 2015 का अंतिम क्षेत्रीय ऊर्जा लेखा ।

Subject –Final REA for the month of September 2015.


महोदय/Sir,

माह सितम्बर 2015 का अंतिम क्षेत्रीय ऊर्जा लेखा की एक प्रति इस पत्र के साथ संलग्न कर आपको आवश्यक कार्यवाही हेतु प्रेषित की जा रही है (प्रति हमारी वेबसाइट www.nrpc.gov.in पर भी उपलब्ध है) । उत्तरी क्षेत्र के सभी घटकों से अनुरोध है कि यदि इस लेखा में कोई त्रुटि हो, तो उसे इस लेखा के जारी होने के 15 दिन के भीतर इस कार्यालय को सूचित करें । यदि 15 दिन के भीतर इस संबंध में किसी भी घटक से कोई सूचना नहीं प्राप्त होती है, तो इस लेखा को सही मान कर उसे पूर्णतया अंतिम समझा जायेगा ।

Please find enclosed a copy of Final Regional Energy Account (REA) for the month of September 2015 (also available on www.nrpc.gov.in) for further necessary action. The constituents are requested to intimate the discrepancy / error, if any, within 15 days from the date of issue of this REA. In case no such communication is received from any constituent within 15 days, the REA will be treated as correct and closed.

अनुलग्नक - यथोपरि ।
Encl.: As above.

भवदीय
Yours faithfully,

 26.10.2015

(अजय तलेगांवकर)
(Ajay Talegaonkar)
अधीक्षण अभियंता (वाणिज्य)
Superintending Engineer (Commercial)

Northern Regional Power Committee
Final REA for the Month of SEPTEMBER, 2015

Table - A
Details of Plant Availability Factor (PAF) for CS Stations

Constituent	PAFM(%)	PAFY(%)
ANTA GPP	94.834	90.503
AURAIYA GPP	98.144	98.992
BAIRASIUL HEP	100.617	-
CHAMERA HEP	100.152	-
CHAMERA-II HEP	97.841	-
CHAMERA-III HEP	97.841	-
DADRI GPP	98.958	97.026
DADRI TPS	87.237	94.834
DADRI-II TPS	104.464	102.824
DHAULIGANGA HEP	99.719	-
DULHASTI HEP	100.176	-
JHAJJAR	100.036	96.209
KOLDAM HEP	102.794	-
KOTESHWAR	41.007	-
NATHPA JHAKRI HEP	104.380	-
PARBATI-III	72.045	-
RAMPUR HEP	101.871	-
RIHAND STPS	90.339	80.261
RIHAND-II STPS	94.796	84.468
RIHAND-III STPS	50.923	79.587
SEWA-II HEP	99.074	-
SINGRAULI STPS	91.303	93.059
SALAL HEP	94.597	-
TEHRI HEP	108.991	-
TANAKPUR HEP	99.862	-
UNCHAHAHAR-I TPS	77.568	100.366
UNCHAHAHAR-II TPS	103.624	97.309
UNCHAHAHAR-III TPS	104.657	85.381
URI HEP	80.398	-
URI-II HEP	89.090	-

Northern Regional Power Committee
Final REA for the Month of SEPTEMBER, 2015

Table - C1

WT. AVG. ENTITLEMENTS OF UTILITIES FOR THE MONTH IN CS STATIONS BASED ON GOI ORDERS(%)

Station	BANGLADESH	CHANDIGARH	DELHI	HIMACHAL PRADESH	HARYANA	J & K	KERALA	ORISSA	PUNJAB	PG-DADRI	PG-RIBAND	RAJASTHAN	RAILWAYS	TELANGANA	UTTARAKHAND	UTTAR PRADESH
ANTA GPP	0.000	1.835	10.500	3.580	5.730	10.020	0.000	0.000	15.560	0.000	0.000	19.810	0.000	0.000	4.565	28.400
AURAIYA GPP	0.000	1.200	10.860	3.320	5.880	8.785	0.000	0.000	15.200	0.000	0.000	9.200	4.530	0.000	4.375	36.650
BAIRASIUH HEP	0.000	0.000	11.000	12.000	30.500	0.000	0.000	0	46.500	0.000	0.000	0.000	0.000	0.000	0.000	0.000
CHAMERA HEP	0.000	3.900	7.900	14.900	15.800	3.900	0.000	0	10.200	0.000	0.000	19.600	0.000	0.000	3.530	20.270
CHAMERA-II HEP	0.000	1.440	13.330	15.670	5.670	10.040	0.000	0.000	14.635	0.000	0.000	9.670	0.000	0.000	0.925	28.620
CHAMERA-III HEP	0.000	1.246	12.734	13.000	8.738	9.992	0.000	0.000	11.716	0.000	0.000	10.914	0.000	0.000	4.881	26.779
DADRI GPP	0.000	0.910	10.960	3.010	4.940	8.195	0.000	0.000	17.705	0.100	0.000	9.280	8.430	0.000	3.770	32.700
DADRI SOLAR	0	0	0	0	0	0	0	100.000	0	0	0	0	0	0	0	0
DADRI TPS	0.000	0.000	90.000	0.000	0.000	0.000	0.000	0	0.000	0.000	0.000	0.000	0.000	0.000	0.000	10.000
DADRI-II TPS	1.020	0.265	75.000	0.230	0.000	1.273	0.000	0	2.162	0.000	0.000	4.578	0.000	0.000	0.315	15.157
DHAULIGANGA HEP	0.000	1.365	13.210	3.570	5.710	9.160	0.000	0	13.860	0.000	0.000	9.650	0.000	0.000	16.840	26.635
DULHASTI HEP	0.000	1.115	12.830	0.000	5.470	24.240	0.000	0	12.140	0.000	0.000	10.880	0.000	0.000	4.880	28.445
JHAJJAR	0.000	0.330	10.135	0.000	46.200	1.565	16.200	0.000	1.955	0.000	0.000	0.000	0.000	0.000	0.390	3.360
KOLDAM HEP	0.000	1.435	6.960	13.620	9.220	14.200	0.000	0	11.580	0.000	0.000	10.720	0.000	0.000	6.740	25.525
KOTESHWAR	0.000	0.785	9.860	0.000	4.210	6.555	0.000	0	8.910	0.000	0.000	8.360	0.000	0.000	18.180	43.140
NAPP	0.000	1.765	10.680	3.180	6.360	10.495	0.000	0	15.340	0.000	0.000	10.000	0.000	0.000	4.450	37.730
NATHPA JHAKRI HEP	0.000	0.955	9.470	36.470	4.270	9.045	0.000	0	12.690	0.000	0.000	7.470	0.000	0.000	0.510	19.120
PARBATI-III	0.000	1.245	12.730	13.000	8.740	9.990	0.000	0	11.720	0.000	0.000	10.910	0.000	0.000	4.880	26.785
RAPPB	0.000	0.663	0.000	0.000	12.889	7.950	0.000	0	24.605	0.000	0.000	35.787	0.000	0.000	0.000	18.106
RAPPC	0.000	1.525	12.690	3.400	5.670	8.710	0.000	0	15.475	0.000	0.000	19.940	0.000	0.000	4.415	28.175
RAMPUR HEP	0.000	0.390	0.000	41.910	4.150	9.005	0.000	0	7.975	0.000	0.000	7.720	0.000	0.000	11.050	17.800
RIHAND STPS	2.500	1.235	10.000	3.700	6.500	8.134	0.000	0	12.918	0.000	0.080	13.566	0.000	0.000	4.214	37.153
RIHAND-II STPS	1.500	1.055	12.600	3.520	5.700	10.628	0.000	0	12.298	0.000	0.000	14.422	0.000	0.000	3.705	34.572

Northern Regional Power Committee
Final REA for the Month of SEPTEMBER, 2015

Table - D2
Energy Scheduled To the Beneficiaries from CS Hydro Stations
 (All Figs in LUs)

CS Station	State Utilities	Scheduled Energy	Free Energy (Included in Schedule)
PARBATI-III :-			
	CHANDIGARH	6.968650	
	DELHI	71.104250	
	HARYANA	48.806800	
	HIMACHAL PRADESH	72.608250	74.661558
	J & K	55.852500	
	PUNJAB	65.519125	
	RAJASTHAN	60.930575	
	UTTAR PRADESH	149.461775	
	UTTARAKHAND	27.273075	
TOTAL PARBATI-III		558.525000	
RAMPUR HEP :-			
	CHANDIGARH	8.792600	
	HARYANA	93.602650	
	HIMACHAL PRADESH	945.380775	305.745119
	J & K	203.254600	
	PUNJAB	180.014975	
	RAJASTHAN	174.151600	
	UTTAR PRADESH	401.295900	
	UTTARAKHAND	249.269400	
TOTAL RAMPUR HEP		2255.762500	
SEWA-II HEP :-			
	CHANDIGARH	4.511350	
	DELHI	30.270575	
	HARYANA	17.760850	
	J & K	67.787725	45.855494
	PUNJAB	37.138125	
	RAJASTHAN	33.003775	
	URS_NR	9.794200	
	UTTAR PRADESH	88.644875	
	UTTARAKHAND	15.046050	
TOTAL SEWA-II HEP		303.957525	

भारत सरकार
उत्तर क्षेत्रीय विद्युत समिति
18-ए, श.जीत सिंह मार्ग, कटवारिया सराय,
नई दिल्ली- 110016
Government of India
Northern Regional Power Committee
18-A, S. Jeet Singh Marg, Katwaria Sarai,
New Delhi-110016

सं. उक्षेविस/वाणिज्यिक/201/क्षे.ऊ.ले./2015/10663-701
No. NRPC/Comml/201/ REA/ 2015/

दिनांक: 02 दिसम्बर, 2015
Dated: 02nd December, 2015

सेवामें,
To,

संलग्न सूची के अनुसार
As per list enclosed

विषय : माह अक्टूबर 2015 का अंतिम क्षेत्रीय ऊर्जा लेखा ।

Subject –Final REA for the month of October 2015.

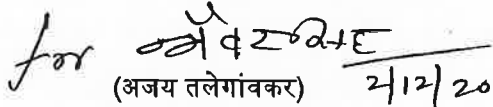
महोदय/Sir,

माह अक्टूबर 2015 का अंतिम क्षेत्रीय ऊर्जा लेखा की एक प्रति इस पत्र के साथ संलग्न कर आपको आवश्यक कार्यवाही हेतु प्रेषित की जा रही है (प्रति हमारी वेबसाइट www.nrpc.gov.in पर भी उपलब्ध है)। उत्तरी क्षेत्र के सभी घटकों से अनुरोध है कि यदि इस लेखा में कोई त्रुटि हो, तो उसे इस लेखा के जारी होने के 15 दिन के भीतर इस कार्यालय को सूचित करें। यदि 15 दिन के भीतर इस संबंध में किसी भी घटक से कोई सूचना नहीं प्राप्त होती है, तो इस लेखा को सही मान कर उसे पूर्णतया अंतिम समझा जायेगा।

Please find enclosed a copy of Final Regional Energy Account (REA) for the month of October 2015 (also available on www.nrpc.gov.in) for further necessary action. The constituents are requested to intimate the discrepancy / error, if any, within 15 days from the date of issue of this REA. In case no such communication is received from any constituent within 15 days, the REA will be treated as correct and closed.

अनुलग्नक - यथोपरि।
Encl.: As above.

भवदीय
Yours faithfully,

for 
(अजय तलेगांवकर) 21/12/2015
(Ajay Talegaonkar)
अधीक्षण अभियंता (वाणिज्य)
Superintending Engineer (Commercial)

Northern Regional Power Committee
Final REA for the Month of OCTOBER, 2015

Table - A
Details of Plant Availability Factor (PAF) for CS Stations

Constituent	PAFM(%)	PAFY(%)
ANTA GPP	99.129	91.753
AURAIYA GPP	98.787	98.962
BAIRASIUL HEP	100.449	-
CHAMERA HEP	100.942	-
CHAMERA-II HEP	100.852	-
CHAMERA-III HEP	101.215	-
DADRI GPP	99.353	97.363
DADRI SOLAR	19.117	20.254
DADRI TPS	104.256	96.199
DADRI-II TPS	104.613	103.083
DHAULIGANGA HEP	100.466	-
DULHASTI HEP	90.825	-
JHAJJAR	97.617	96.413
KOLDAM HEP	103.129	-
KOTESHWAR	52.949	-
NATHPA JHAKRI HEP	108.300	-
PARBATI-III	51.572	-
RAMPUR HEP	99.645	-
RIHAND STPS	90.047	81.679
RIHAND-II STPS	96.926	86.272
RIHAND-III STPS	51.093	75.460
SEWA-II HEP	102.694	-
SINGRAULI STPS	97.011	93.631
SINGRAULI SOLAR	19.617	19.925
SALAL HEP	64.804	-
TEHRI HEP	109.312	-
TANAKPUR HEP	81.488	-
UNCHAHAAR-I TPS	57.828	94.204
UNCHAHAAR-II TPS	100.574	97.782
UNCHAHAAR-III TPS	104.657	88.173
UNCHAHAAR SOLAR	26.010	26.010
URI HEP	82.084	-
URI-II HEP	97.696	-

Northern Regional Power Committee
Final REA for the Month of OCTOBER, 2015

Table - C1

WT. AVG. ENTITLEMENTS OF UTILITIES FOR THE MONTH IN CS STATIONS BASED ON GOI ORDERS(%)

Station	BANGLADESH	CHANDIGARH	DELHI	HIMACHAL PRADESH	HARYANA	J & K	KERALA	ORISSA	PUNJAB	PG-AGRA	PG-DADRI	PG-RIHAND	RAJASTHAN	RAILWAYS	TELANGANA	UTTARAKHAND	UTTAR PRADESH
ANTA GPP	0.000	1.830	10.500	3.580	5.730	10.010	0.000	0.000	15.550	0.000	0.000	0.000	19.810	0.000	0.000	4.560	28.430
AURAIYA GPP	0.000	1.199	10.860	3.320	5.830	8.779	0.000	0.000	15.190	0.000	0.000	0.000	9.200	4.530	0.000	4.370	36.672
BAIRASILUL HEP	0.000	0.000	11.000	12.000	30.500	0.000	0.000	0	46.500	0.000	0.000	0.000	0.000	0.000	0.000	0.000	0.000
CHAMERA HEP	0.000	3.900	7.900	14.900	15.800	3.900	0.000	0	10.200	0.000	0.000	0.000	19.600	0.000	0.000	3.530	20.270
CHAMERA-II HEP	0.000	1.440	13.330	15.670	5.670	10.029	0.000	0.000	14.620	0.000	0.000	0.000	9.670	0.000	0.000	0.920	28.651
CHAMERA-III HEP	0.000	1.241	12.734	13.000	8.738	9.982	0.000	0.000	11.706	0.000	0.000	0.000	10.914	0.000	0.000	4.881	26.804
DADRI GPP	0.000	0.910	10.960	3.010	4.940	8.190	0.000	0.000	17.700	0.000	0.100	0.000	9.280	8.430	0.000	3.770	32.710
DADRI SOLAR	0	0	0	0	0	0	0	100.000	0	0	0	0	0	0	0	0	0
DADRI TPS	0.000	0.000	90.000	0.000	0.000	0.000	0.000	0	0.000	0.000	0.000	0.000	0.000	0.000	0.000	0.000	10.000
DADRI-II TPS	1.020	0.260	75.000	0.230	0.000	1.256	0.000	0	2.134	0.033	0.000	0.000	4.601	0.000	0.000	0.310	15.156
DHAULIGANGA HEP	0.000	1.360	13.210	3.570	5.710	9.150	0.000	0	13.850	0.000	0.000	0.000	9.650	0.000	0.000	16.840	26.660
DULHASTI HEP	0.000	1.110	12.830	0.000	5.470	24.230	0.000	0	12.130	0.000	0.000	0.000	10.880	0.000	0.000	4.880	28.470
JHAJJAR	0.000	0.330	0.000	0.000	46.200	1.560	21.270	0.000	1.950	0.000	0.000	0.000	0.000	0.000	24.930	0.390	3.370
KOLDAM HEP	0.000	1.430	6.960	13.620	9.220	14.190	0.000	0	11.570	0.000	0.000	0.000	10.720	0.000	0.000	6.740	25.550
KOTESHWAR	0.000	0.780	9.860	0.000	4.210	6.550	0.000	0	8.900	0.000	0.000	0.000	8.360	0.000	0.000	18.180	43.160
NAPP	0.000	1.760	10.680	3.180	6.560	10.490	0.000	0	15.329	0.000	0.000	0.000	10.000	0.000	0.000	4.450	37.751
NATHPA JHAKRI HEP	0.000	0.950	9.470	36.470	4.270	9.040	0.000	0	12.680	0.000	0.000	0.000	7.470	0.000	0.000	0.510	19.140
PARBATI-III	0.000	1.240	12.730	13.000	8.740	9.980	0.000	0	11.710	0.000	0.000	0.000	10.910	0.000	0.000	4.880	26.810
RAPPB	0.000	0.663	0.000	0.000	12.839	7.950	0.000	0	24.605	0.000	0.000	0.000	35.787	0.000	0.000	0.000	18.106
RAPPD	0.000	1.320	12.690	3.400	5.670	12.400	0.000	0	14.260	0.000	0.000	0.000	19.940	0.000	0.000	4.170	26.150
RAMPUR HEP	0.000	0.390	0.000	41.910	4.150	9.000	0.000	0	7.970	0.000	0.000	0.000	7.720	0.000	0.000	11.050	17.810
RIHAND STPS	2.500	1.230	10.000	3.701	6.500	8.119	0.000	0	12.900	0.000	0.000	0.080	13.591	0.000	0.000	4.210	37.169
RIHAND-II STPS	1.500	1.050	12.600	3.520	5.700	10.610	0.000	0	12.280	0.000	0.000	0.000	14.451	0.000	0.000	3.700	34.589

Northern Regional Power Committee
Final REA for the Month of OCTOBER, 2015

Table - D2

Energy Scheduled To the Beneficiaries from CS Hydro Stations
 (All Figs in LUs)

CS Station	State Utilities	Scheduled Energy	Free Energy (Included in Schedule)
PARBATI-III :-			
	CHANDIGARH	3.011525	
	DELHI	30.934175	
	HARYANA	21.244550	
	HIMACHAL PRADESH	31.593250	32.986832
	J & K	24.258000	
	PUNJAB	28.457425	
	RAJASTHAN	26.513700	
	UTTAR PRADESH	65.155275	
	UTTARAKHAND	11.857100	
TOTAL PARBATI-III		243.025000	
RAMPUR HEP :-			
	CHANDIGARH	4.651675	
	HARYANA	49.434400	
	HIMACHAL PRADESH	499.295950	162.940305
	J & K	107.222625	
	PUNJAB	94.956700	
	RAJASTHAN	91.977700	
	UTTAR PRADESH	212.180775	
	UTTARAKHAND	131.642675	
TOTAL RAMPUR HEP		1191.362500	
SEWA-II HEP :-			
	CHANDIGARH	3.998675	
	DELHI	27.020175	
	HARYANA	15.836325	
	J & K	60.433650	42.382174
	PUNJAB	33.088775	
	RAJASTHAN	29.441500	
	URS_NR	8.822350	
	UTTAR PRADESH	79.215275	
	UTTARAKHAND	13.420650	
TOTAL SEWA-II HEP		271.277375	

भारत सरकार
उत्तर क्षेत्रीय विद्युत समिति
18-ए, श.जीत सिंह मार्ग, कटवारिया सराय,
नई दिल्ली- 110016
Government of India
Northern Regional Power Committee
18-A, S. Jeet Singh Marg, Katwaria Sarai,
New Delhi-110016

सं. उक्षेविस/वाणिज्यिक/201/क्षे.ऊ.ले./2016/ 741-79
No. NRPC/Comm/201/ REA/ 2016/

दिनांक: 25 जनवरी, 2016
Dated: 25th January, 2016

सेवामें,
To,

संलग्न सूची के अनुसार
As per list enclosed

विषय : माह नवम्बर 2015 का अंतिम क्षेत्रीय ऊर्जा लेखा ।

Subject –Final REA for the month of November 2015.


महोदय/Sir,

माह नवम्बर 2015 का अंतिम क्षेत्रीय ऊर्जा लेखा की एक प्रति इस पत्र के साथ संलग्न कर आपको आवश्यक कार्यवाही हेतु प्रेषित की जा रही है (प्रति हमारी वेबसाइट www.nrpc.gov.in पर भी उपलब्ध है) । उत्तरी क्षेत्र के सभी घटकों से अनुरोध है कि यदि इस लेखा में कोई त्रुटि हो, तो उसे इस लेखा के जारी होने के 15 दिन के भीतर इस कार्यालय को सूचित करें । यदि 15 दिन के भीतर इस संबंध में किसी भी घटक से कोई सूचना नहीं प्राप्त होती है, तो इस लेखा को सही मान कर उसे पूर्णतया अंतिम समझा जायेगा ।

Please find enclosed a copy of Final Regional Energy Account (REA) for the month of November 2015 (also available on www.nrpc.gov.in) for further necessary action. The constituents are requested to intimate the discrepancy / error, if any, within 15 days from the date of issue of this REA. In case no such communication is received from any constituent within 15 days, the REA will be treated as correct and closed.

अनुलग्नक - यथोपरि ।
Encl.: As above.

भवदीय
Yours faithfully,

 25.01, 2016

(अजय तलेगांवकर)

(Ajay Talegaonkar)

अधीक्षण अभियंता (वाणिज्य)

Superintending Engineer (Commercial)

Northern Regional Power Committee
Final REA for the Month of NOVEMBER, 2015

Table - A
Details of Plant Availability Factor (PAF) for CS Stations

Constituent	PAFM(%)	PAFY(%)
ANTA GPP	96.775	92.370
AURAIYA GPP	100.978	99.210
BAIRASIUL HEP	86.588	-
CHAMERA HEP	101.215	-
CHAMERA-II HEP	69.163	-
CHAMERA-III HEP	101.215	-
DADRI GPP	100.362	97.732
DADRI TPS	95.845	96.155
DADRI-II TPS	102.822	103.051
DHAULIGANGA HEP	95.381	-
DULHASTI HEP	101.215	-
JHAJJAR	104.344	97.388
KOLDAM HEP	87.942	-
KOTESHWAR	25.253	-
NATHPA JHAKRI HEP	108.013	-
PARBATI-III	25.656	-
RAMPUR HEP	105.908	-
RIHAND STPS	92.744	83.039
RIHAND-II STPS	101.250	88.114
RIHAND-III STPS	97.302	78.145
SEWA-II HEP	102.694	-
SINGRAULI STPS	99.930	94.406
SALAL HEP	54.807	-
TEHRI HEP	107.157	-
TANAKPUR HEP	59.694	-
UNCHAHAAR-I TPS	103.373	95.331
UNCHAHAAR-II TPS	105.495	98.730
UNCHAHAAR-III TPS	105.495	90.303
URI HEP	92.850	-
URI-II HEP	101.215	-

Northern Regional Power Committee
Final REA for the Month of NOVEMBER, 2015

Table - C1

WT. AVG. ENTITLEMENTS OF UTILITIES FOR THE MONTH IN CS STATIONS BASED ON GOI ORDERS(%)

Station	BANGLADESH	CHANDIGARH	DELHI	HIMACHAL PRADESH	HARYANA	J & K	KERALA	ORISSA	PUNJAB	PG-AGRA	PG-DADRI	PG-RIHAND	RAJASTHAN	RAILWAYS	TELANGANA	UTTARAKHAND	UTTAR PRADESH
ANTA GPP	0.000	1.782	10.500	4.145	5.730	10.267	0.000	0.000	14.135	0.000	0.000	0.000	20.283	0.000	0.000	4.842	28.316
AURAIYA GPP	0.000	1.161	10.860	3.712	5.830	8.950	0.000	0.000	14.211	0.000	0.000	0.000	9.526	4.530	0.000	4.568	36.602
BAIRASIJ. HEP	0.000	0.000	11.000	12.000	30.500	0.000	0.000	0	46.500	0.000	0.000	0.000	0.000	0.000	0.000	0.000	0.000
CHAMERA HEP	0.000	3.900	7.900	14.900	15.800	3.900	0.000	0	10.200	0.000	0.000	0.000	19.600	0.000	0.000	3.530	20.270
CHAMERA-II HEP	0.000	1.385	13.330	16.348	5.670	10.332	0.000	0.000	12.926	0.000	0.000	0.000	10.235	0.000	0.000	1.261	28.513
CHAMERA-III HEP	0.000	1.193	12.754	13.565	8.738	10.239	0.000	0.000	10.294	0.000	0.000	0.000	11.383	0.000	0.000	5.163	26.691
DADRI GPP	0.000	0.888	10.960	3.274	4.940	8.311	0.000	0.000	17.040	0.000	0.100	0.000	9.500	8.430	0.000	3.902	32.655
DADRI SOLAR	0	0	0	0	0	0	0	100.000	0	0	0	0	0	0	0	0	0
DADRI TPS	0.000	0.000	90.000	0.000	0.000	0.000	0.000	0	0.000	0.000	0.000	0.000	0.000	0.000	0.000	0.000	10.000
DADRI-II TPS	1.020	0.238	75.000	0.454	0.000	1.333	0.000	0	1.529	0.255	0.000	0.000	4.727	0.000	0.000	0.420	15.024
DHAULJANGA HEP	0.000	1.312	13.210	4.135	5.710	9.407	0.000	0	12.438	0.000	0.000	0.000	10.119	0.000	0.000	17.122	26.547
DULHASTI HEP	0.000	1.062	12.830	0.565	5.470	24.487	0.000	0	10.718	0.000	0.000	0.000	11.349	0.000	0.000	5.162	28.357
JHAJJAR	0.000	0.304	0.000	0.286	46.200	1.692	21.270	0.000	1.235	0.000	0.000	0.000	0.238	0.000	24.930	0.533	3.312
KOLDAM HEP	0.000	1.382	6.960	14.185	9.220	14.447	0.000	0	10.158	0.000	0.000	0.000	11.189	0.000	0.000	7.022	25.437
KOTESHWAR	0.000	0.751	9.860	0.374	4.210	6.722	0.000	0	7.969	0.000	0.000	0.000	8.672	0.000	0.000	18.367	43.075
NAPP	0.000	1.716	10.680	3.726	6.350	10.739	0.000	0	13.952	0.000	0.000	0.000	10.455	0.000	0.000	4.721	37.651
NATPA JHAKRI HEP	0.000	0.921	9.470	36.843	4.270	9.209	0.000	0	11.745	0.000	0.000	0.000	7.782	0.000	0.000	0.697	19.063
PARBATI-III	0.000	1.192	12.750	13.565	8.740	10.237	0.000	0	10.298	0.000	0.000	0.000	11.379	0.000	0.000	5.162	26.697
RAPPB	0.000	0.663	0.000	0.000	12.839	7.950	0.000	0	24.605	0.000	0.000	0.000	35.787	0.000	0.000	0.000	18.106
RAPPC	0.000	1.272	12.690	3.965	5.670	12.657	0.000	0	12.848	0.000	0.000	0.000	20.409	0.000	0.000	4.452	26.037
RAMPUR HEP	0.000	0.361	0.000	42.255	4.150	9.158	0.000	0	7.108	0.000	0.000	0.000	8.006	0.000	0.000	11.222	17.740
RIHAND STPS	2.500	1.215	10.000	3.915	6.500	8.205	0.000	0	12.390	0.000	0.000	0.080	13.769	0.000	0.000	4.313	37.113
RIHAND-II STPS	1.500	1.032	12.600	3.744	5.730	10.713	0.000	0	11.723	0.000	0.000	0.000	14.643	0.000	0.000	3.814	34.531

Northern Regional Power Committee
Final REA for the Month of NOVEMBER, 2015

Table - D2
Energy Scheduled To the Beneficiaries from CS Hydro Stations
 (All Figs in LUs)

CS Station	State Utilities	Scheduled Energy	Free Energy (Included in Schedule)
PARBATI-III :-			
	CHANDIGARH	1.743675	
	DELHI	18.545325	
	HARYANA	12.736750	
	HIMACHAL PRADESH	19.648925	19.583691
	J & K	14.868300	
	PUNJAB	15.277600	
	RAJASTHAN	16.483925	
	UTTAR PRADESH	38.910125	
	UTTARAKHAND	7.460375	
TOTAL PARBATI-III		145.675000	
RAMPUR HEP :-			
	CHANDIGARH	3.095150	
	HARYANA	35.108975	
	HIMACHAL PRADESH	356.993900	114.468598
	J & K	77.249525	
	PUNJAB	61.404100	
	RAJASTHAN	67.320075	
	UTTAR PRADESH	150.198200	
	UTTARAKHAND	94.695075	
TOTAL RAMPUR HEP		846.065000	
SEWA-II HEP :-			
	CHANDIGARH	2.858375	
	DELHI	19.714225	
	HARYANA	11.560850	
	HIMACHAL PRADESH	0.658125	
	J & K	44.413550	29.298836
	PUNJAB	22.499725	
	RAJASTHAN	22.037050	
	URS_NR	6.168875	
	UTTAR PRADESH	57.678900	
	UTTARAKHAND	10.124175	
TOTAL SEWA-II HEP		197.713850	

भारत सरकार
उत्तर क्षेत्रीय विद्युत समिति
18-ए, श.जीत सिंह मार्ग, कटवारिया सराय,
नई दिल्ली- 110016
Government of India
Northern Regional Power Committee
18-A, S. Jeet Singh Marg, Katwaria Sarai,
New Delhi-110016

सं. उधेविस/वाणिज्यिक/201/क्षे.ऊ.ले./2016/ 1109-1147
No. NRPC/Comm/201/ REA/ 2016/

दिनांक: 10 फरवरी, 2016
Dated: 10th February, 2016

सेवामें,
To,

संलग्न सूची के अनुसार
As per list enclosed

विषय : माह दिसम्बर 2015 का अंतिम क्षेत्रीय ऊर्जा लेखा ।

Subject –Final REA for the month of December 2015.


महोदय/Sir,

माह दिसम्बर 2015 का अंतिम क्षेत्रीय ऊर्जा लेखा की एक प्रति इस पत्र के साथ संलग्न कर आपको आवश्यक कार्यवाही हेतु प्रेषित की जा रही है (प्रति हमारी वेबसाइट www.nrpc.gov.in पर भी उपलब्ध है)। उत्तरी क्षेत्र के सभी घटकों से अनुरोध है कि यदि इस लेखा में कोई त्रुटि हो, तो उसे इस लेखा के जारी होने के 15 दिन के भीतर इस कार्यालय को सूचित करें। यदि 15 दिन के भीतर इस संबंध में किसी भी घटक से कोई सूचना नहीं प्राप्त होती है, तो इस लेखा को सही मान कर उसे पूर्णतया अंतिम समझा जायेगा।

Please find enclosed a copy of Final Regional Energy Account (REA) for the month of December 2015 (also available on www.nrpc.gov.in) for further necessary action. The constituents are requested to intimate the discrepancy / error, if any, within 15 days from the date of issue of this REA. In case no such communication is received from any constituent within 15 days, the REA will be treated as correct and closed.

अनुलग्नक - यथोपरि।
Encl.: As above.

भवदीय
Yours faithfully,

for 
(अजय तलेगांवकर) 10/2/2016
(Ajay Talegaonkar)
अधीक्षण अभियंता (वाणिज्य)
Superintending Engineer (Commercial)

Northern Regional Power Committee
Final REA for the Month of DECEMBER, 2015

Table - A
Details of Plant Availability Factor (PAF) for CS Stations

Constituent	PAFM(%)	PAFY(%)
ANTA GPP	101.547	93.405
AURAIYA GPP	101.739	99.495
BAIRASIUL HEP	74.141	-
CHAMERA HEP	101.215	-
CHAMERA-II HEP	99.764	-
CHAMERA-III HEP	77.414	-
DADRI GPP	99.446	97.925
DADRI TPS	93.789	95.889
DADRI-II TPS	105.541	103.332
DHAULIGANGA HEP	61.014	-
DULHASTI HEP	84.845	-
JHAJAR	105.541	98.307
KOLDAM HEP	94.040	-
KOTESHWAR	44.260	-
NATHPA JHAKRI HEP	92.285	-
PARBATI-III	11.276	-
RAMPUR HEP	89.206	-
RIHAND STPS	93.420	84.210
RIHAND-II STPS	102.131	89.694
RIHAND-III STPS	100.310	80.644
SEWA-II HEP	60.732	-
SINGRAULI STPS	92.888	94.235
SALAL HEP	33.906	-
TEHRI HEP	102.207	-
TANAKPUR HEP	36.303	-
UNCHAHAAR-I TPS	106.227	96.559
UNCHAHAAR-II TPS	105.634	99.509
UNCHAHAAR-III TPS	105.704	92.039
URI HEP	68.791	-
URI-II HEP	90.293	-

Northern Regional Power Committee
Final REA for the Month of DECEMBER, 2015

Table - C1

WT. AVG. ENTITLEMENTS OF UTILITIES FOR THE MONTH IN CS STATIONS BASED ON GOI ORDERS(%)

Station	BANGLADESH	CHANDIGARH	DELHI	HIMACHAL PRADESH	HARYANA	J & K	KERALA	ORISSA	PUNJAB	PG-AGRA	PG-DADRI	PG-RIHAND	KASHMIR	RAJASTHAN	RAILWAYS	TELANGANA	UTTARAKHAND	UTTAR PRADESH
ANTA GPP	0.000	1.700	10.500	5.120	5.730	10.710	0.000	0.000	11.690	0.000	0.000	0.000	21.100	0.000	0.000	0.000	5.330	28.120
AURAYA GPP	0.000	1.110	10.860	4.390	5.880	9.260	0.000	0.000	12.520	0.000	0.000	0.000	10.090	0.000	4.530	0.000	4.910	36.450
BAIRASUL HEP	0.000	0.000	11.000	12.000	30.500	0.000	0.000	0	46.500	0.000	0.000	0.000	0.000	0.000	0.000	0.000	0.000	0.000
CHAMERA HEP	0.000	3.900	7.900	14.900	15.800	3.900	0.000	0	10.200	0.000	0.000	0.000	19.600	0.000	0.000	0.000	3.530	20.270
CHAMERA-II HEP	0.000	1.290	13.330	17.520	5.670	10.870	0.000	0.000	10.000	0.000	0.000	0.000	11.210	0.000	0.000	0.000	1.850	28.260
CHAMERA-III HEP	0.000	1.111	12.734	14.540	8.738	10.682	0.000	0.000	7.856	0.000	0.000	0.000	12.194	0.000	0.000	0.000	5.651	26.494
DADRI GPP	0.000	0.850	10.960	3.730	4.940	8.520	0.000	0.000	15.900	0.000	0.100	0.000	9.880	8.430	0.000	0.000	4.130	32.560
DADRI SOLAR	0	0	0	0	0	0	0	100.000	0	0	0	0	0	0	0	0	0	0
DADRI TPS	0.000	0.000	90.000	0.000	0.000	0.000	0.000	0	0.000	0.000	0.000	0.000	0.000	0.000	0.000	0.000	0.000	10.000
DADRI-II TPS	1.020	0.200	75.000	0.840	0.000	1.510	0.000	0	0.560	0.255	0.000	0.000	5.050	0.000	0.000	0.000	0.610	14.955
DHAULIGANGA HEP	0.000	1.230	13.210	5.110	5.710	9.850	0.000	0	10.000	0.000	0.000	0.000	10.930	0.000	0.000	0.000	17.610	26.350
DULHASTI HEP	0.000	0.980	12.830	1.540	5.470	24.930	0.000	0	8.280	0.000	0.000	0.000	12.160	0.000	0.000	0.000	5.650	28.160
JHAJJAR	0.000	0.260	0.000	0.780	46.200	1.920	21.270	0.000	0.000	0.000	0.000	0.000	0.650	0.000	0.000	24.930	0.780	3.210
KOLDAM HEP	0.000	1.300	6.960	15.160	9.230	14.890	0.000	0	7.720	0.000	0.000	0.000	12.000	0.000	0.000	0.000	7.510	25.240
KOTESHWAR	0.000	0.700	9.860	1.020	4.210	7.020	0.000	0	6.360	0.000	0.000	0.000	9.210	0.000	0.000	0.000	18.690	42.930
NAPP	0.000	1.640	10.680	4.670	6.360	11.170	0.000	0	11.590	0.000	0.000	0.000	11.240	0.000	0.000	0.000	5.190	37.460
NATHPA JHAKRI HEP	0.000	0.870	9.470	37.490	4.270	9.500	0.000	0	10.130	0.000	0.000	0.000	8.320	0.000	0.000	0.000	1.020	18.930
PARBATI-III	0.000	1.110	12.730	14.540	8.740	10.680	0.000	0	7.860	0.000	0.000	0.000	12.190	0.000	0.000	0.000	5.650	26.500
RAPP	0.000	0.663	0.000	0.000	12.889	7.950	0.000	0	24.605	0.000	0.000	0.000	35.787	0.000	0.000	0.000	0.000	18.106
RAPP	0.000	1.190	12.690	4.940	5.670	13.100	0.000	0	10.410	0.000	0.000	0.000	21.220	0.000	0.000	0.000	4.940	25.840
RAMPUR HEP	0.000	0.310	0.000	42.850	4.150	9.430	0.000	0	5.620	0.000	0.000	0.000	8.500	0.000	0.000	0.000	11.520	17.620
RIHAND STPS	2.500	1.190	10.000	4.270	6.500	8.370	0.000	0	11.510	0.000	0.000	0.080	14.060	0.000	0.000	0.000	4.490	37.030
RIHAND-II STPS	1.500	1.000	12.600	4.130	5.700	10.890	0.000	0	10.760	0.000	0.000	0.000	14.960	0.000	0.000	0.000	4.010	34.450

Northern Regional Power Committee
Final REA for the Month of DECEMBER, 2015

Table - D2

Energy Scheduled To the Beneficiaries from CS Hydro Stations

(All Figs in LUs)

CS Station	State Utilities	Scheduled Energy	Free Energy (Included in Schedule)
PARBATI-III :-			
	CHANDIGARH	0.735650	
	DELHI	8.453925	
	HARYANA	5.802800	
	HIMACHAL PRADESH	9.654350	8.973353
	J & K	7.094900	
	PUNJAB	5.220425	
	RAJASTHAN	8.096175	
	UTTAR PRADESH	17.597275	
	UTTARAKHAND	3.749500	
TOTAL PARBATI-III		66.405000	
RAMPUR HEP :-			
	CHANDIGARH	1.998150	
	HARYANA	26.756250	
	HIMACHAL PRADESH	276.229100	88.135811
	J & K	60.790550	
	PUNJAB	36.227400	
	RAJASTHAN	54.791725	
	UTTAR PRADESH	113.586625	
	UTTARAKHAND	74.262700	
TOTAL RAMPUR HEP		644.642500	
SEWA-II HEP :-			
	CHANDIGARH	1.513950	
	DELHI	11.247800	
	HARYANA	6.593875	
	HIMACHAL PRADESH	1.740275	
	J & K	25.953550	16.713403
	PUNJAB	9.418075	
	RAJASTHAN	13.702375	
	URS NR	3.152550	
	UTTAR PRADESH	32.624650	
	UTTARAKHAND	6.457950	
TOTAL SEWA-II HEP		112.405050	

भारत सरकार
उत्तर क्षेत्रीय विद्युत समिति
18-ए, श.जीत सिंह मार्ग, कटवारिया सराय,
नई दिल्ली- 110016
Government of India
Northern Regional Power Committee
18-A, S. Jeet Singh Marg, Katwaria Sarai,
New Delhi-110016

सं. उक्षेविस/वाणिज्यिक/201/क्षे.ऊ.ले./2016/ 24-79 - 2517
No. NRPC/Comml/201/ REA/ 2016/

दिनांक: 09 मार्च, 2016
Dated: 09th March, 2016

सेवामें,
To,

संलग्न सूची के अनुसार
As per list enclosed

विषय : माह जनवरी 2016 का अंतिम क्षेत्रीय ऊर्जा लेखा ।
Subject –Final REA for the month of January 2016.


महोदय/Sir,

माह जनवरी 2016 का अंतिम क्षेत्रीय ऊर्जा लेखा की एक प्रति इस पत्र के साथ संलग्न कर आपको आवश्यक कार्यवाही हेतु प्रेषित की जा रही है (प्रति हमारी वेबसाइट www.nrpc.gov.in पर भी उपलब्ध है)। उत्तरी क्षेत्र के सभी घटकों से अनुरोध है कि यदि इस लेखा में कोई त्रुटि हो, तो उसे इस लेखा के जारी होने के 15 दिन के भीतर इस कार्यालय को सूचित करें। यदि 15 दिन के भीतर इस संबंध में किसी भी घटक से कोई सूचना नहीं प्राप्त होती है, तो इस लेखा को सही मान कर उसे पूर्णतया अंतिम समझा जायेगा।

Please find enclosed a copy of Final Regional Energy Account (REA) for the month of January 2016 (also available on www.nrpc.gov.in) for further necessary action. The constituents are requested to intimate the discrepancy / error, if any, within 15 days from the date of issue of this REA. In case no such communication is received from any constituent within 15 days, the REA will be treated as correct and closed.

अनुलग्नक - यथोपरि ।
Encl.: As above.

भवदीय
Yours faithfully,


(अजय तलेगांवकर)

(Ajay Talegaonkar)

अधीक्षण अभियंता (वाणिज्य)
Superintending Engineer (Commercial)

Northern Regional Power Committee
Final REA for the Month of JANUARY, 2016

Table - A

Details of Plant Availability Factor (PAF) for CS Stations

Constituent	PAFM(%)	PAFY(%)
ANTA GPP	101.291	94.203
AURAIYA GPP	96.165	99.158
BAIRASIUL HEP	73.712	-
CHAMERA HEP	85.313	-
CHAMERA-II HEP	91.329	-
CHAMERA-III HEP	70.878	-
DADRI GPP	100.643	98.200
DADRI TPS	106.037	96.917
DADRI-II TPS	105.356	103.537
DHAULIGANGA HEP	61.354	-
DULHASTI HEP	73.470	-
JHAJJAR	104.416	98.926
KOLDAM HEP	100.216	-
KOTESHWAR	88.832	-
NATHPA JHAKRI HEP	96.739	-
PARBATI-III	0.000	-
RAMPUR HEP	85.209	-
RIHAND STPS	91.120	84.910
RIHAND-II STPS	101.976	90.938
RIHAND-III STPS	99.682	82.572
SEWA-II HEP	97.592	-
SINGRAULI STPS	97.806	94.596
SALAL HEP	34.024	-
TEHRI HEP	91.834	-
TANAKPUR HEP	34.279	-
UNCHAHAAR-I TPS	106.227	97.539
UNCHAHAAR-II TPS	105.374	100.103
UNCHAHAAR-III TPS	105.690	93.422
URI HEP	56.775	-
URI-II HEP	74.061	-

Northern Regional Power Committee
Final REA for the Month of JANUARY, 2016

Table - C1

WT. AVG. ENTITLEMENTS OF UTILITIES FOR THE MONTH IN CS STATIONS BASED ON GOI ORDERS(%)

Station	BANGLADESH	CHANDIGARH	DELHI	HIMACHAL PRADESH	HARYANA	J & K	KERALA	ORISSA	PUNJAB	PG-AGRA	PG-DADRI	PG-RIHAND	RAJASTHAN	RAILWAYS	TELANGANA	UTTARAKHAND	UTTAR PRADESH
ANTA GPP	0.000	1.700	10.500	5.120	5.730	10.710	0.000	0.000	11.690	0.000	0.000	0.000	21.100	0.000	0.000	5.330	28.120
AURAIYA GPP	0.000	1.110	10.860	4.390	5.850	9.260	0.000	0.000	12.520	0.000	0.000	0.000	10.090	4.530	0.000	4.910	36.450
BAJASUL-HEP	0.000	0.000	11.000	12.000	30.500	0.000	0.000	0	46.500	0.000	0.000	0.000	0.000	0.000	0.000	0.000	0.000
CHAMERA HEP	0.000	3.900	7.900	14.900	15.800	3.900	0.000	0	10.200	0.000	0.000	0.000	19.600	0.000	0.000	3.530	20.270
CHAMERA-II HEP	0.000	1.290	13.330	17.520	5.670	10.870	0.000	0.000	10.000	0.000	0.000	0.000	11.210	0.000	0.000	1.850	28.260
CHAMERA-III HEP	0.000	1.111	12.734	14.540	8.738	10.682	0.000	0.000	7.856	0.000	0.000	0.000	12.194	0.000	0.000	5.651	26.494
DADRI GPP	0.000	0.850	10.960	3.730	4.940	8.520	0.000	0.000	15.900	0.000	0.100	0.000	9.880	8.430	0.000	4.130	32.560
DADRI SOLAR	0	0	0	0	0	0	0	100.000	0	0	0	0	0	0	0	0	0
DADRI TPS	0.000	0.000	90.000	0.000	0.000	0.000	0.000	0	0.000	0.000	0.000	0.000	0.000	0.000	0.000	0.000	10.000
DADRI-II TPS	1.020	0.200	75.000	0.840	0.000	1.510	0.000	0	0.560	0.255	0.000	0.000	5.050	0.000	0.000	0.610	14.955
DHAULGANGA HEP	0.000	1.230	13.210	5.110	5.710	9.850	0.000	0	10.000	0.000	0.000	0.000	10.930	0.000	0.000	17.610	26.350
DULHASTI HEP	0.000	0.980	12.830	1.540	5.470	24.930	0.000	0	8.280	0.000	0.000	0.000	12.160	0.000	0.000	5.650	28.160
JHAJJAR	0.000	0.260	0.000	0.780	46.200	1.920	21.270	0.000	0.000	0.000	0.000	0.000	0.650	0.000	24.930	0.780	3.210
KOLDAM HEP	0.000	1.300	6.960	15.160	9.220	14.890	0.000	0	7.720	0.000	0.000	0.000	12.000	0.000	0.000	7.510	25.240
KOTESHWAR	0.000	0.700	9.860	1.020	4.210	7.020	0.000	0	6.360	0.000	0.000	0.000	9.210	0.000	0.000	18.690	42.930
NAPP	0.000	1.640	10.680	4.670	6.350	11.170	0.000	0	11.590	0.000	0.000	0.000	11.240	0.000	0.000	5.190	37.460
NATHPA JHAKRI HEP	0.000	0.870	9.470	37.490	4.270	9.500	0.000	0	10.130	0.000	0.000	0.000	8.320	0.000	0.000	1.020	18.930
PARBATI-III	0.000	1.110	12.730	14.540	8.740	10.680	0.000	0	7.860	0.000	0.000	0.000	12.190	0.000	0.000	5.650	26.500
RAPPB	0.000	0.663	0.000	0.000	12.859	7.950	0.000	0	24.605	0.000	0.000	0.000	35.787	0.000	0.000	0.000	18.106
RAPTC	0.000	1.190	12.690	4.940	5.670	13.100	0.000	0	10.410	0.000	0.000	0.000	21.220	0.000	0.000	4.940	25.840
RAMPUR HEP	0.000	0.310	0.000	42.850	4.150	9.430	0.000	0	5.620	0.000	0.000	0.000	8.500	0.000	0.000	11.520	17.620
RIHAND STPS	2.500	1.190	10.000	4.270	6.500	8.370	0.000	0	11.510	0.000	0.000	0.080	14.060	0.000	0.000	4.490	37.030
RIHAND-II STPS	1.500	1.000	12.600	4.130	5.700	10.890	0.000	0	10.760	0.000	0.000	0.000	14.960	0.000	0.000	4.010	34.450

Northern Regional Power Committee
Final REA for the Month of JANUARY, 2016

Table - D2
Energy Scheduled To the Beneficiaries from CS Hydro Stations
 (All Figs in LUs)

CS Station	State Utilities	Scheduled Energy	Free Energy (Included in Schedule)
RAMPUR HEP :-			
	CHANDIGARH	1.679450	
	HARYANA	22.477950	
	HIMACHAL PRADESH	232.075300	75.163151
	J & K	51.072975	
	PUNJAB	30.438150	
	RAJASTHAN	46.033725	
	UTTAR PRADESH	95.428875	
	UTTARAKHAND	62.391075	
TOTAL RAMPUR HEP		541.597500	
SEWA-II HEP :-			
	CHANDIGARH	1.436975	
	DELHI	10.674275	
	HARYANA	6.260975	
	HIMACHAL PRADESH	1.650600	
	J & K	24.632550	13.889128
	PUNJAB	8.937850	
	RAJASTHAN	13.004850	
	URS_NR	3.584625	
	UTTAR PRADESH	30.964350	
	UTTARAKHAND	6.132025	
TOTAL SEWA-II HEP		107.279075	
SALAL HEP :-			
	CHANDIGARH	2.221150	
	DELHI	71.806775	
	HARYANA	124.446500	
	HIMACHAL PRADESH	8.187225	
	J & K	284.898775	116.785766
	PUNJAB	220.364375	
	RAJASTHAN	24.409775	
	URS_NR	24.967425	
	UTTAR PRADESH	57.594650	
	UTTARAKHAND	10.038400	
TOTAL SALAL HEP		828.935050	

भारत सरकार
विद्युत मंत्रालय
उत्तर क्षेत्रीय विद्युत समिति
18-ए, श.जीत सिंह मार्ग, कटवारिया सराय,
नई दिल्ली- 110016
Government of India
Ministry of Power
Northern Regional Power Committee
18-A, S. Jeet Singh Marg, Katwaria Sarai,
New Delhi-110016

फोन -26868681 , 26967842, 26867341
फैक्स Fax : 26865206
ई मेल e- mail: sec-nrpc@nic.in
वेबसाइट Website : www.nrpc.gov.in

सं. उक्षेविस/वाणिज्यिक/201/क्षे.ऊ.ले./2016/ 3289-3327
No. NRPC/Comml/201/ REA/ 2016/

दिनांक: 05 अप्रैल, 2016
Dated: 05th April, 2016

सेवामें,
To,

संलग्न सूची के अनुसार
As per list enclosed

विषय : माह फरवरी 2016 का अंतिम क्षेत्रीय ऊर्जा लेखा ।
Subject –Final REA for the month of February 2016.


महोदय/Sir,

माह फरवरी 2016 का अंतिम क्षेत्रीय ऊर्जा लेखा की एक प्रति इस पत्र के साथ संलग्न कर आपको आवश्यक कार्यवाही हेतु प्रेषित की जा रही है (प्रति हमारी वेबसाइट www.nrpc.gov.in पर भी उपलब्ध है) । उत्तरी क्षेत्र के सभी घटकों से अनुरोध है कि यदि इस लेखा में कोई त्रुटि हो, तो उसे इस लेखा के जारी होने के 15 दिन के भीतर इस कार्यालय को सूचित करें । यदि 15 दिन के भीतर इस संबंध में किसी भी घटक से कोई सूचना नहीं प्राप्त होती है, तो इस लेखा को सही मान कर उसे पूर्णतया अंतिम समझा जायेगा ।

Please find enclosed a copy of Final Regional Energy Account (REA) for the month of February 2016 (also available on www.nrpc.gov.in) for further necessary action. The constituents are requested to intimate the discrepancy / error, if any, within 15 days from the date of issue of this REA. In case no such communication is received from any constituent within 15 days, the REA will be treated as correct and closed.

अनुलग्नक - यथोपरि ।
Encl.: As above.

भवदीय
Yours faithfully,

 05.04.2016

(अजय तलेगांवकर)

(Ajay Talegaonkar)

अधीक्षण अभियंता (वाणिज्य)

Superintending Engineer (Commercial)

Northern Regional Power Committee
Final REA for the Month of FEBRUARY, 2016

Table - A
Details of Plant Availability Factor (PAF) for CS Stations

Constituent	PAFM(%)	PAFY(%)
ANTA GPP	101.383	94.825
AURAIYA GPP	94.388	98.745
BAIRASIUL HEP	90.425	-
CHAMERA HEP	69.726	-
CHAMERA-II HEP	72.200	-
CHAMERA-III HEP	77.448	-
DADRI GPP	100.700	98.417
DADRI TPS	106.037	97.706
DADRI-II TPS	105.164	103.677
DHAULIGANGA HEP	75.608	-
DULHASTI HEP	97.958	-
JHAJJAR	89.599	98.118
KOLDAM HEP	83.534	-
KOTESHWAR	95.277	-
NATHPA JHAKRI HEP	107.689	-
PARBATI-III	8.144	-
RAMPUR HEP	96.559	-
RIHAND STPS	89.520	85.309
RIHAND-II STPS	101.685	91.869
RIHAND-III STPS	102.607	84.307
SEWA-II HEP	99.118	-
SINGRAULI STPS	94.774	94.612
SALAL HEP	38.272	-
TEHRI HEP	79.745	-
TANAKPUR HEP	33.546	-
UNCHAHAAR-I TPS	106.116	98.281
UNCHAHAAR-II TPS	105.704	100.588
UNCHAHAAR-III TPS	105.704	94.485
URI HEP	61.023	-
URI-II HEP	70.511	-

Northern Regional Power Committee
Final REA for the Month of FEBRUARY, 2016

Table - C1

WT. AVG. ENTITLEMENTS OF UTILITIES FOR THE MONTH IN CS STATIONS BASED ON GOI ORDERS(%)

Station	BANGLADESH	CHANDIGARH	DELHI	HIMACHAL PRADESH	HARYANA	J & K	KERALA	ORISSA	PUNJAB	PG-AGRA	PG-DADRI	PG-RIHAND	RAJASTHAN	RAILWAYS	TELANGANA	UTTARAKHAND	UTTAR PRADESH
ANTA GPP	0.000	1.700	10.500	5.116	5.730	10.702	0.000	0.000	11.690	0.000	0.000	0.000	21.096	0.000	0.000	5.326	28.140
AURAIYA GPP	0.000	1.106	10.860	4.386	5.850	9.256	0.000	0.000	12.520	0.000	0.000	0.000	10.090	4.530	0.000	4.906	36.466
BAIKASIU' HEP	0.000	0.000	11.000	12.000	30.500	0.000	0.000	0	46.500	0.000	0.000	0.000	0.000	0.000	0.000	0.000	0.000
CHAMERA HEP	0.000	3.900	7.900	14.900	15.800	3.900	0.000	0	10.200	0.000	0.000	0.000	19.600	0.000	0.000	3.530	20.270
CHAMERA-II HEP	0.000	1.286	13.330	17.516	5.670	10.862	0.000	0.000	10.000	0.000	0.000	0.000	11.206	0.000	0.000	1.846	28.284
CHAMERA-III HEP	0.000	1.111	12.734	14.536	8.738	10.674	0.000	0.000	7.856	0.000	0.000	0.000	12.194	0.000	0.000	5.647	26.510
DADRI GPP	0.000	0.850	10.960	3.730	4.940	8.512	0.000	0.000	15.900	0.000	0.100	0.000	9.880	8.430	0.000	4.130	32.568
DADRI SOLAR	0	0	0	0	0	0	0	100.000	0	0	0	0	0	0	0	0	0
DADRI TPS	0.000	0.000	90.000	0.000	0.000	0.000	0.000	0	0.000	0.000	0.000	0.000	0.000	0.000	0.000	0.000	10.000
DADRI-II TPS	1.020	0.200	75.000	0.840	0.000	1.502	0.000	0	0.560	0.255	0.000	0.000	5.050	0.000	0.000	0.610	14.963
DHAULGANGA HEP	0.000	1.230	13.210	5.106	5.710	9.842	0.000	0	10.000	0.000	0.000	0.000	10.930	0.000	0.000	17.606	26.366
DULHASTI HEP	0.000	0.980	12.830	1.536	5.470	24.922	0.000	0	8.280	0.000	0.000	0.000	12.160	0.000	0.000	5.646	28.176
JHAJJAR	0.000	0.260	0.000	0.780	46.200	1.912	21.270	0.000	0.000	0.000	0.000	0.000	0.650	0.000	0.000	0.780	3.218
KOLDAM HEP	0.000	1.198	4.320	20.300	9.444	14.120	0.000	0	7.724	0.000	0.000	0.000	11.742	0.000	0.000	7.199	23.953
KOTESHWAR	0.000	0.700	9.860	1.016	4.210	7.012	0.000	0	6.360	0.000	0.000	0.000	9.206	0.000	0.000	18.686	42.950
NAPP	0.000	1.640	10.680	4.670	6.350	11.162	0.000	0	11.590	0.000	0.000	0.000	11.240	0.000	0.000	5.190	37.468
NATHEPA JHAKRI HEP	0.000	0.870	9.470	37.487	4.270	9.496	0.000	0	10.130	0.000	0.000	0.000	8.320	0.000	0.000	1.016	18.941
PARBATI-III	0.000	1.110	12.730	14.536	8.740	10.672	0.000	0	7.860	0.000	0.000	0.000	12.190	0.000	0.000	5.646	26.516
RAPPB	0.000	0.663	0.000	0.000	12.859	7.950	0.000	0	24.605	0.000	0.000	0.000	35.787	0.000	0.000	0.000	18.106
RAPP	0.000	1.190	12.690	4.936	5.670	13.092	0.000	0	10.410	0.000	0.000	0.000	21.220	0.000	0.000	4.936	25.856
RAMPUR HEP	0.000	0.310	0.000	42.847	4.150	9.422	0.000	0	5.620	0.000	0.000	0.000	8.500	0.000	0.000	11.516	17.635
RIHAND STPS	2.500	1.186	10.000	4.266	6.500	8.362	0.000	0	11.510	0.000	0.000	0.080	14.060	0.000	0.000	4.486	37.050
RIHAND-II STPS	1.500	1.000	12.600	4.126	5.700	10.882	0.000	0	10.760	0.000	0.000	0.000	14.956	0.000	0.000	4.006	34.470

Northern Regional Power Committee
Final REA for the Month of FEBRUARY, 2016

Table - D2

Energy Scheduled To the Beneficiaries from CS Hydro Stations

(All Figs in LUs)

CS Station	State Utilities	Scheduled Energy	Free Energy (Included in Schedule)
PARBATI-III :-			
	CHANDIGARH	0.442800	
	DELHI	3.797625	
	HARYANA	3.493200	
	HIMACHAL PRADESH	5.808675	5.591493
	J & K	4.261950	
	PUNJAB	3.142650	
	RAJASTHAN	4.873875	
	URS_NR	1.000500	
	UTTAR PRADESH	10.608750	
	UTTARAKHAND	2.253975	
TOTAL PARBATI-III		39.684000	
RAMPUR HEP :-			
	CHANDIGARH	1.542675	
	HARYANA	20.668800	
	HIMACHAL PRADESH	213.378700	67.054561
	J & K	46.924500	
	PUNJAB	27.987725	
	RAJASTHAN	42.327725	
	UTTAR PRADESH	87.827600	
	UTTARAKHAND	57.349775	
TOTAL RAMPUR HEP		498.007500	
SEWA-II HEP :-			
	CHANDIGARH	1.763075	
	DELHI	13.110975	
	HARYANA	7.686125	
	HIMACHAL PRADESH	2.024450	
	J & K	30.243400	16.881333
	PUNJAB	10.982175	
	RAJASTHAN	15.974850	
	URS_NR	3.788275	
	UTTAR PRADESH	38.062175	
	UTTARAKHAND	7.517925	
TOTAL SEWA-II HEP		131.153425	

भारत सरकार
विद्युत मंत्रालय
उत्तर क्षेत्रीय विद्युत समिति
18-ए, श.जीत सिंह मार्ग, कटवारिया सराय,
नई दिल्ली- 110016
Government of India
Ministry of Power
Northern Regional Power Committee
18-A, S. Jeet Singh Marg, Katwaria Sarai,
New Delhi-110016

फोन -26868681 , 26967842, 26867341
फैक्स Fax : 26865206
ईमेल e- mail: sec-nrpc@nic.in
वेबसाइट Website : www.nrpc.gov.in

सं. उक्षेविस/वाणिज्यिक/201/क्षे.ऊ.ले./2016/ 3960 - 3998
No. NRPC/Comml/201/ REA/ 2016/

02 मई
दिनांक: 29 अप्रैल, 2016
Dated: 29th April, 2016
02nd May

सेवामें,
To,

संलग्न सूची के अनुसार
As per list enclosed

विषय : माह मार्च 2016 का अंतिम क्षेत्रीय ऊर्जा लेखा ।
Subject –Final REA for the month of March 2016.


महोदय/Sir,

माह मार्च 2016 का अंतिम क्षेत्रीय ऊर्जा लेखा की एक प्रति इस पत्र के साथ संलग्न कर आपको आवश्यक कार्यवाही हेतु प्रेषित की जा रही है (प्रति हमारी वेबसाइट www.nrpc.gov.in पर भी उपलब्ध है)। उत्तरी क्षेत्र के सभी घटकों से अनुरोध है कि यदि इस लेखा में कोई त्रुटि हो, तो उसे इस लेखा के जारी होने के 15 दिन के भीतर इस कार्यालय को सूचित करें। यदि 15 दिन के भीतर इस संबंध में किसी भी घटक से कोई सूचना नहीं प्राप्त होती है, तो इस लेखा को सही मान कर उसे पूर्णतया अंतिम समझा जायेगा।

Please find enclosed a copy of Final Regional Energy Account (REA) for the month of March 2016 (also available on www.nrpc.gov.in) for further necessary action. The constituents are requested to intimate the discrepancy / error, if any, within 15 days from the date of issue of this REA. In case no such communication is received from any constituent within 15 days, the REA will be treated as correct and closed.

अनुलग्नक - यथोपरि।
Encl.: As above.

भवदीय
Yours faithfully,

 02.05.2016

(अजय तलेगांवकर)
(Ajay Talegaonkar)
अधीक्षण अभियंता (वाणिज्य)
Superintending Engineer (Commercial)

Northern Regional Power Committee

Final REA for the Month of MARCH, 2016

Table - A

Details of Plant Availability Factor (PAF) for CS Stations

Constituent	PAFM(%)	PAFY(%)
ANTA GPP	96.388	94.957
AURAIYA GPP	85.874	97.655
BAIRASIUL HEP	102.132	-
CHAMERA HEP	91.166	-
CHAMERA-II HEP	100.942	-
CHAMERA-III HEP	99.130	-
DADRI GPP	94.754	98.107
DADRI TPS	105.999	98.409
DADRI-II TPS	96.840	103.098
DHAULIGANGA HEP	81.450	-
DULHASTI HEP	100.168	-
JHAJJAR	66.843	95.469
KOLDAM HEP	82.702	-
KOTESHWAR	76.015	-
NATHPA JHAKRI HEP	99.419	-
PARBATI-III	31.466	-
RAMPUR HEP	96.205	-
RIHAND STPS	86.801	85.435
RIHAND-II STPS	101.196	92.659
RIHAND-III STPS	101.203	85.738
SEWA-II HEP	102.142	-
SINGRAULI STPS	94.711	94.620
SALAL HEP	59.096	-
TEHRI HEP	57.870	-
TANAKPUR HEP	30.549	-
UNCHAHAAR-I TPS	92.783	97.816
UNCHAHAAR-II TPS	103.594	100.842
UNCHAHAAR-III TPS	104.672	95.348
URI HEP	91.386	-
URI-II HEP	94.303	-

Northern Regional Power Committee
Final REA for the Month of MARCH, 2016

Table - C1

WT. AVG. ENTITLEMENTS OF UTILITIES FOR THE MONTH IN CS STATIONS BASED ON GOI ORDERS(%)

Station	BANGLADESH	CHANDIGARH	DELHI	HIMACHAL PRADESH	HARYANA	J & K	ORISSA	PUNJAB	PG-AGRA	PG-DADRI	PG-RIHAND	RAJASTHAN	RAILWAYS	TELANGANA	UTTARAKHAND	UTTAR PRADESH
ANTA GPP	0.000	1.700	10.500	5.110	5.730	10.690	0.000	11.690	0.000	0.000	0.000	21.090	0.000	0.000	5.320	28.170
AURAIYA GPP	0.000	1.100	10.860	4.380	5.880	9.250	0.000	12.520	0.000	0.000	0.000	10.090	4.530	0.000	4.900	36.490
BAJASUL HEP	0.000	0.000	11.000	12.000	30.500	0.000	0	46.500	0.000	0.000	0.000	0.000	0.000	0.000	0.000	0.000
CHAMERA HEP	0.000	3.900	7.900	14.900	15.800	3.900	0	10.200	0.000	0.000	0.000	19.600	0.000	0.000	3.530	20.270
CHAMERA-II HEP	0.000	1.250	13.330	17.510	5.670	10.850	0.000	10.000	0.000	0.000	0.000	11.200	0.000	0.000	1.840	28.320
CHAMERA-III HEP	0.000	1.111	12.734	14.550	8.738	10.662	0.000	7.856	0.000	0.000	0.000	12.194	0.000	0.000	5.641	26.534
DADRI GPP	0.000	0.850	10.960	3.710	4.940	8.500	0.000	15.900	0.000	0.100	0.000	9.880	8.430	0.000	4.130	32.580
DADRI SOLAR	0	0	0	0	0	0	100.000	0	0	0	0	0	0	0	0	0
DADRI TPS	0.000	0.000	90.000	0.000	0.000	0.000	0	0.000	0.000	0.000	0.000	0.000	0.000	0.000	0.000	10.000
DADRI-TPS	1.020	0.200	75.000	0.840	0.000	1.490	0	0.560	0.255	0.000	0.000	5.050	0.000	0.000	0.610	14.975
DHAULGANGA HEP	0.000	1.230	13.210	5.150	5.710	9.830	0	10.000	0.000	0.000	0.000	10.930	0.000	0.000	17.600	26.390
DULHASTI HEP	0.000	0.980	12.830	1.530	5.470	24.910	0	8.280	0.000	0.000	0.000	12.160	0.000	0.000	5.640	28.200
JHAJJAR	0.000	0.260	21.270	0.730	46.200	1.900	0.000	0.000	0.000	0.000	0.000	0.650	0.000	0.000	0.780	3.230
KOLDAM HEP	0.000	1.030	0.000	28.710	9.810	12.860	0	7.730	0.000	0.000	0.000	11.320	0.000	0.000	6.690	21.850
KOTESHWAR	0.000	0.700	9.860	1.010	4.210	7.000	0	6.360	0.000	0.000	0.000	9.200	0.000	0.000	18.680	42.980
NAPP	0.000	1.640	10.680	4.670	6.360	11.150	0	11.590	0.000	0.000	0.000	11.240	0.000	0.000	5.190	37.480
NATHPA JHAKRI HEP	0.000	0.870	9.470	37.480	4.270	9.490	0	10.130	0.000	0.000	0.000	8.320	0.000	0.000	1.010	18.960
PARBAT-II	0.000	1.110	12.730	14.530	8.740	10.660	0	7.860	0.000	0.000	0.000	12.190	0.000	0.000	5.640	26.540
RAPPB	0.000	0.663	0.000	0.000	12.889	7.950	0	24.605	0.000	0.000	0.000	35.787	0.000	0.000	0.000	18.106
RAPPC	0.000	1.199	12.690	4.930	5.670	13.080	0	10.410	0.000	0.000	0.000	21.220	0.000	0.000	4.930	25.880
RAMPUR HEP	0.000	0.310	0.000	42.840	4.150	9.410	0	5.620	0.000	0.000	0.000	8.500	0.000	0.000	11.510	17.660
RIHAND STPS	2.500	1.183	10.000	4.260	6.500	8.350	0	11.510	0.000	0.000	0.080	14.060	0.000	0.000	4.480	37.080
RIHAND-II STPS	1.500	1.000	12.600	4.120	5.700	10.870	0	10.760	0.000	0.000	0.000	14.950	0.000	0.000	4.000	34.500

Northern Regional Power Committee

Final REA for the Month of MARCH, 2016

Table - D2

Energy Scheduled To the Beneficiaries from CS Hydro Stations

(All Figs in LUs)

CS Station	State Utilities	Scheduled Energy	Free Energy (Included in Schedule)
PARBATI-III :-			
	CHANDIGARH	1.770350	
	DELHI	15.174275	
	HARYANA	13.958975	
	HIMACHAL PRADESH	23.211125	21.801728
	J & K	17.030125	
	PUNJAB	12.557875	
	RAJASTHAN	19.475100	
	URS NR	4.018150	
	UTTAR PRADESH	42.393625	
	UTTARAKHAND	9.007025	
TOTAL PARBATI-III		158.596625	
RAMPUR HEP :-			
	CHANDIGARH	1.789775	
	HARYANA	23.999125	
	HIMACHAL PRADESH	247.735050	77.131160
	J & K	54.417050	
	PUNJAB	32.500275	
	RAJASTHAN	49.149675	
	UTTAR PRADESH	102.128025	
	UTTARAKHAND	66.561025	
TOTAL RAMPUR HEP		578.280000	
SEWA-II HEP :-			
	CHANDIGARH	8.232650	
	DELHI	61.206525	
	HARYANA	35.851625	
	HIMACHAL PRADESH	9.424175	
	J & K	141.082425	84.006374
	PUNJAB	51.265525	
	RAJASTHAN	74.570150	
	URS NR	20.073550	
	UTTAR PRADESH	177.748700	
	UTTARAKHAND	35.061875	
TOTAL SEWA-II HEP		614.517200	