



सत्यमेव जयते

भारत सरकार
Government of India
विद्युत मंत्रालय
Ministry of Power
उत्तर क्षेत्रीय विद्युत समिति
Northern Regional Power Committee

सं. उक्षेविस/वाणिज्यिक/201/क्षे.ऊ.ले./2017/12315 - 53
No. NRPC/Comm/201/ REA/ 2017/

दिनांक: 02 नवम्बर, 2017
Dated: 02nd November, 2017

मेवा में,
To,

संलग्न सूची के अनुसार
As per list enclosed

विषय : माह अप्रैल 2017 का अंतिम क्षेत्रीय ऊर्जा लेखा ।
Subject –Final REA for the month of April 2017.

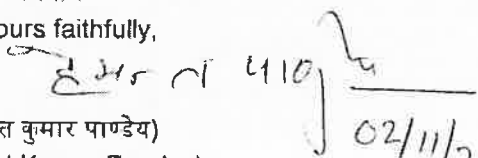
महोदय/Sir,

माह अप्रैल 2017 का अंतिम क्षेत्रीय ऊर्जा लेखा की एक प्रति इस पत्र के साथ संलग्न कर आपको आवश्यक कार्यवाही हेतु प्रेषित की जा रही है (प्रति हमारी वेबसाइट www.nrpc.gov.in पर भी उपलब्ध है)। उत्तरी क्षेत्र के सभी घटकों से अनुरोध है कि यदि इस लेखा में कोई त्रुटि हो, तो उसे इस लेखा के जारी होने के 15 दिन के भीतर इस कार्यालय को सूचित करें। यदि 15 दिन के भीतर इस संबंध में किसी भी घटक से कोई सूचना नहीं प्राप्त होती है, तो इस लेखा को सही मान कर उसे पूर्णतया अंतिम समझा जायेगा।

Please find enclosed a copy of Final Regional Energy Account (REA) for the month of April 2017 (also available on www.nrpc.gov.in) for further necessary action. The constituents are requested to intimate the discrepancy / error, if any, within 15 days from the date of issue of this REA. In case no such communication is received from any constituent within 15 days, the REA will be treated as correct and closed.

अनुसूचक – यथोपरि ।
Encl.: As above.

भवदीय
Yours faithfully,


(हेमन्त कुमार पाण्डेय)
(Hemant Kumar Pandey)
अधीक्षण अभियंता
Superintending Engineer

02/11/2017

Northern Regional Power Committee

Final REA for the Month of APRIL, 2017

Table - A

Details of Plant Availability Factor (PAF) for CS Stations

Constituent	PAFM(%)	PAFY(%)
ANTA GPP	89.309	89.309
AURAIYA GPP	88.692	88.692
BAIRASIUL HEP	100.418	-
CHAMERA HEP	101.714	-
CHAMERA-II HEP	103.745	-
CHAMERA-III HEP	81.658	-
DADRI GPP	81.781	81.781
DADRI TPS	106.037	106.037
DADRI-II TPS	105.352	105.352
DHAULIGANGA HEP	101.215	-
DULHASTI HEP	103.031	-
IGSTPS-JHAJJAR	99.468	99.468
KOLDAM HEP	109.188	-
KOTESHWAR	57.239	-
NATHPA JHAKRI HEP	108.300	-
PARBATI-III	55.949	-
RAMPUR HEP	104.527	-
RIHAND STPS	99.826	99.826
RIHAND-II STPS	50.271	50.271
RIHAND-III STPS	96.560	96.560
SEWA-II HEP	105.499	-
SINGRAULI STPS	85.021	85.021
SALAL HEP	88.152	-
TEHRI HEP	47.783	-
TANAKPUR HEP	61.788	-
UNCHAHAAR-I TPS	100.449	100.449
UNCHAHAAR-II TPS	105.765	105.765
UNCHAHAAR-III TPS	92.085	92.085
URI HEP	100.160	-
URI-II HEP	99.638	-

Northern Regional Power Committee
Final REA for the Month of APRIL, 2017

Table - C1

WT. AVG. ENTITLEMENTS OF UTILITIES FOR THE MONTH IN CS STATIONS BASED ON GOI ORDERS(%)

Station	BANGLADESH	CHANDIGARH	DELHI	HIMACHAL PRADESH	HARYANA	J & K	ORISSA	PUNJAB	PG-AGRA	PG-BALLIA	PG-BHWADI	PG-DADRI	PG-KURUKSHETRA	PG-RIHAND	RAJASTHAN	RAILWAYS	UTTARAKHAND	UTTAR PRADESH
ANTA GPP	0.000	1.960	10.500	3.580	5.730	10.760	0.000	11.690	0.000	0.000	0.000	0.000	0.000	0.000	21.920	0.000	5.450	28.410
AJRAIYA GPP	0.000	1.280	10.860	3.320	5.880	9.300	0.000	12.520	0.000	0.000	0.000	0.000	0.000	0.000	10.660	4.530	4.990	36.660
BAIRASILUL HEP	0.000	0.000	11.000	12.000	30.500	0.000	0	46.500	0.000	0.000	0.000	0.000	0.000	0.000	0.000	0.000	0.000	0.000
CHAMERA HEP	0.000	3.900	7.900	14.900	15.800	3.900	0	10.200	0.000	0.000	0.000	0.000	0.000	0.000	19.600	0.000	3.550	20.270
CHAMERA-II HEP	0.000	1.590	13.330	15.670	5.670	10.920	0.000	10.000	0.000	0.000	0.000	0.000	0.000	0.000	12.200	0.000	1.990	28.630
CHAMERA-III HEP	0.000	1.371	12.734	13.000	8.738	10.732	0.000	7.856	0.000	0.000	0.000	0.000	0.000	0.000	13.024	0.000	5.771	26.774
LADRI GPP	0.000	0.970	10.960	3.010	4.940	8.540	0.000	15.900	0.000	0.000	0.000	0.100	0.000	0.000	10.260	8.430	4.180	32.710
LADRI SOLAR	0	0	0	0	0	0	100.000	0	0	0	0	0	0	0	0	0	0	0
LADRI TPS	0.000	0.000	90.000	0.000	0.000	0.000	0	0.000	0.000	0.000	0.000	0.000	0.000	0.000	0.000	0.000	0.000	10.000
LADRI-II TPS	1.020	0.290	74.516	0.230	0.000	1.470	0	0.560	0.255	0.103	0.103	0.000	0.278	0.000	5.500	0.000	0.640	15.035
CHAULIANGANGA HEP	0.000	1.490	13.210	3.570	5.710	9.900	0	10.000	0.000	0.000	0.000	0.000	0.000	0.000	11.760	0.000	17.730	26.630
DULHASTI HEP	0.000	1.240	12.830	0.000	5.470	24.980	0	8.280	0.000	0.000	0.000	0.000	0.000	0.000	12.990	0.000	5.770	28.440
IGSTPS-JHAJAR	0.000	0.390	46.200	0.000	46.200	1.940	0.000	0.000	0.000	0.000	0.000	0.000	0.000	0.000	1.070	0.000	0.840	3.360
KOLDAM HEP	0.000	1.150	0.000	28.000	9.810	12.890	0	7.730	0.000	0.000	0.000	0.000	0.000	0.000	11.710	0.000	6.750	21.960
KOTESHWAR	0.000	0.870	9.860	0.000	4.210	7.050	0	6.560	0.000	0.000	0.000	0.000	0.000	0.000	9.750	0.000	18.760	43.140
NAPP	0.000	1.880	10.680	3.180	6.360	11.210	0	11.590	0.000	0.000	0.000	0.000	0.000	0.000	12.040	0.000	5.310	37.750
NATHPA JHAKRI HEP	0.000	1.040	9.470	36.470	4.270	9.540	0	10.130	0.000	0.000	0.000	0.000	0.000	0.000	8.860	0.000	1.100	19.120
PARBATI-III	0.000	1.370	12.730	13.000	8.740	10.730	0	7.560	0.000	0.000	0.000	0.000	0.000	0.000	13.020	0.000	5.770	26.780
RAPPB	0.000	0.663	0.000	0.000	12.889	7.950	0	24.605	0.000	0.000	0.000	0.000	0.000	0.000	35.787	0.000	0.000	18.106
RAPP	0.000	1.450	12.690	3.400	5.670	13.150	0	10.410	0.000	0.000	0.000	0.000	0.000	0.000	22.050	0.000	5.060	26.120
RAMPUR HEP	0.000	0.470	0.000	41.910	4.150	9.450	0	5.620	0.000	0.000	0.000	0.000	0.000	0.000	9.000	0.000	11.590	17.810
RIHAND STPS	2.500	1.270	10.000	3.710	6.500	8.330	0	11.510	0.000	0.000	0.000	0.000	0.000	0.080	14.470	0.000	4.510	37.120
RIHAND-II STPS	1.500	1.090	12.600	3.520	5.700	10.850	0	10.760	0.000	0.000	0.000	0.000	0.000	0.000	15.410	0.000	4.030	34.540

Northern Regional Power Committee

Final REA for the Month of APRIL, 2017

Table - D2

Energy Scheduled To the Beneficiaries from CS Hydro Stations

(All Figs in LUs)

CS Station	State Utilities	Scheduled Energy	Free Energy (Included in Schedule)
NATHPA JHAKRI HEP :-			
	CHANDIGARH	63.612250	
	DELHI	432.137025	
	HARYANA	261.178950	
	HIMACHAL PRADESH	2230.821775	740.763959
	J & K	584.109950	
	PUNJAB	619.651050	
	RAJASTHAN	542.516125	
	URS_NR	137.641925	
	UTTAR PRADESH	1167.862475	
	UTTARAKHAND	67.848350	
TOTAL NATHPA JHAKRI HEP		6107.379875	
PARBATI-III :-			
	CHANDIGARH	6.017625	
	DELHI	55.950100	
	HARYANA	38.404550	
	HIMACHAL PRADESH	57.133375	57.133375
	J & K	47.248175	
	PUNJAB	34.550375	
	RAJASTHAN	57.264550	
	UTTAR PRADESH	117.528500	
	UTTARAKHAND	25.390250	
TOTAL PARBATI-III		439.487500	
RAMPUR HEP :-			
	CHANDIGARH	7.793250	
	HARYANA	68.788200	
	HIMACHAL PRADESH	694.728175	222.910466
	J & K	156.944350	
	PUNJAB	93.161375	
	RAJASTHAN	149.348300	
	UTTAR PRADESH	294.609100	
	UTTARAKHAND	192.269750	
TOTAL RAMPUR HEP		1657.642500	



भारत सरकार

Government of India

विद्युत मंत्रालय

Ministry of Power

उत्तर क्षेत्रीय विद्युत समिति

Northern Regional Power Committee

मं. उक्षेविस/वाणिज्यिक/201/क्षे.ऊ.ले./2018/२७१५-२४३३

दिनांक: 26 फरवरी, 2018

No. NRPC/Comm/201/ REA/ 2018/

Dated: 26th February, 2018

सेवा में,

To,

संलग्न सूची के अनुसार
As per list enclosed

विषय : माह मई 2017 का अंतिम क्षेत्रीय ऊर्जा लेखा ।
Subject –Final REA for the month of May 2017.

महोदय/Sir,

माह मई 2017 का अंतिम क्षेत्रीय ऊर्जा लेखा की एक प्रति इस पत्र के साथ संलग्न कर आपको आवश्यक कार्यवाही हेतु प्रेषित की जा रही है (प्रति हमारी वेबसाइट www.nrpc.gov.in पर भी उपलब्ध है)। उत्तरी क्षेत्र के सभी घटकों से अनुरोध है कि यदि इस लेखा में कोई त्रुटि हो, तो उसे इस लेखा के जारी होने के 15 दिन के भीतर इस कार्यालय को सूचित करें। यदि 15 दिन के भीतर इस संबंध में किसी भी घटक से कोई सूचना नहीं प्राप्त होती है, तो इस लेखा को सही मान कर उसे पूर्णतया अंतिम समझा जायेगा।

Please find enclosed a copy of Final Regional Energy Account (REA) for the month of May 2017 (also available on www.nrpc.gov.in) for further necessary action. The constituents are requested to intimate the discrepancy / error, if any, within 15 days from the date of issue of this REA. In case no such communication is received from any constituent within 15 days, the REA will be treated as correct and closed.

अनुलग्नक – यथोपरि।

Encl.: As above.

भवदीय

Yours faithfully,

(हेमन्त कुमार पाण्डेय)

(Hemant Kumar Pandey)

अधीक्षण अभियंता

Superintending Engineer

26/02/18

Northern Regional Power Committee

Final REA for the Month of MAY, 2017

Table - A

Details of Plant Availability Factor (PAF) for CS Stations

Constituent	PAFM(%)	PAFY(%)
ANTA GPP	93.873	91.628
AURAIYA GPP	93.555	91.163
BAIRASIUL HEP	102.132	-
CHAMERA HEP	100.919	-
CHAMERA-II HEP	103.663	-
CHAMERA-III HEP	103.382	-
DADRI GPP	93.410	87.690
DADRI TPS	102.398	104.188
DADRI-II TPS	97.500	101.362
DHAULIGANGA HEP	100.903	-
DULHASTI HEP	103.024	-
IGSTPS-JHAJJAR	99.093	99.278
KOLDAM HEP	101.303	-
KOTESHWAR	61.095	-
NATHPA JHAKRI HEP	102.410	-
PARBATI-III	91.888	-
RAMPUR HEP	102.445	-
RIHAND STPS	97.582	98.686
RIHAND-II STPS	69.840	60.216
RIHAND-III STPS	98.942	97.771
SEWA-II HEP	103.910	-
SINGRAULI STPS	87.359	86.209
SALAL HEP	97.950	-
TEHRI HEP	38.349	-
TANAKPUR HEP	68.915	-
UNCHAHAAR-I TPS	87.239	93.736
UNCHAHAAR-II TPS	101.242	103.466
UNCHAHAAR-III TPS	102.031	97.139
URI HEP	100.005	-
URI-II HEP	99.714	-

Northern Regional Power Committee
Final REA for the Month of MAY, 2017

Table - C1

WT. AVG. ENTITLEMENTS OF UTILITIES FOR THE MONTH IN CS STATIONS BASED ON GOI ORDERS(%)

Station	BANGLADESH	CHANDIGARH	DELHI	HIMACHAL PRADESH	HARYANA	J & K	ORISSA	PUNJAB	PG-AGRA	PG-BALLIA	PG-BHIVADI	PG-DADRI	PG-KURUKSHETRA	PG-RIBAND	RAJASTHAN	RAILWAYS	UTTARAKHAND	UTTAR PRADESH
ANTA GPP	0.000	2.044	10.500	3.580	5.730	11.137	0.000	12.230	0.000	0.000	0.000	0.000	0.000	0.000	21.580	0.000	5.515	27.684
AURAIYA GPP	0.000	1.338	10.860	3.320	5.880	9.560	0.000	12.894	0.000	0.000	0.000	0.000	0.000	0.000	10.425	4.530	5.034	36.159
BAJRAJIUL HEP	0.000	0.000	11.000	12.000	30.500	0.000	0	46.500	0.000	0.000	0.000	0.000	0.000	0.000	0.000	0.000	0.000	0.000
CHAMERA HEP	0.000	3.900	7.900	14.900	15.800	3.900	0	10.200	0.000	0.000	0.000	0.000	0.000	0.000	19.600	0.000	3.530	20.270
CHAMERA-II HEP	0.000	1.690	13.330	15.670	5.670	11.372	0.000	10.646	0.000	0.000	0.000	0.000	0.000	0.000	11.791	0.000	2.067	27.764
CHAMERA-III HEP	0.000	1.453	12.734	13.000	8.738	11.108	0.000	8.395	0.000	0.000	0.000	0.000	0.000	0.000	12.684	0.000	5.834	26.054
DADRI GPP	0.000	1.009	10.960	3.010	4.940	8.716	0.000	16.152	0.000	0.000	0.000	0.100	0.000	0.000	10.102	8.430	4.211	32.370
DADRI SOLAR	0	0	0	0	0	0	100.000	0	0	0	0	0	0	0	0	0	0	0
DADRI TPS	0.000	0.000	90.000	0.000	0.000	0.000	0	0.000	0.000	0.000	0.000	0.000	0.000	0.000	0.000	0.000	0.000	10.000
DADRI-II TPS	1.020	0.324	74.516	0.230	0.000	1.618	0	0.770	0.255	0.103	0.103	0.000	0.278	0.000	5.369	0.000	0.666	14.748
DHAULGANGA HEP	0.000	1.572	13.210	3.570	5.710	10.276	0	10.539	0.000	0.000	0.000	0.000	0.000	0.000	11.420	0.000	17.793	25.910
DULHASTI HEP	0.000	1.322	12.830	0.000	5.470	25.356	0	8.819	0.000	0.000	0.000	0.000	0.000	0.000	12.650	0.000	5.833	27.720
IGSTPS-JHAJJAR	0.000	0.432	46.200	0.000	46.200	2.130	0.000	0.273	0.000	0.000	0.000	0.000	0.000	0.000	0.897	0.000	0.872	2.996
KOLDAM HEP	0.000	1.189	0.000	28.000	9.810	13.064	0	7.980	0.000	0.000	0.000	0.000	0.000	0.000	11.552	0.000	6.779	21.626
KOTESHWAR	0.000	0.925	9.860	0.000	4.210	7.298	0	6.715	0.000	0.000	0.000	0.000	0.000	0.000	9.526	0.000	18.804	42.662
NAPP	0.000	1.962	10.680	3.180	6.360	11.576	0	12.113	0.000	0.000	0.000	0.000	0.000	0.000	11.711	0.000	5.371	37.047
NATHPA JHAKRI HEP	0.000	1.095	9.470	36.470	4.270	9.788	0	10.486	0.000	0.000	0.000	0.000	0.000	0.000	8.636	0.000	1.142	18.643
PARBATI-III	0.000	1.452	12.730	13.000	8.740	11.106	0	8.399	0.000	0.000	0.000	0.000	0.000	0.000	12.680	0.000	5.833	26.060
RAPPB	0.000	0.563	0.000	0.000	12.889	7.950	0	24.605	0.000	0.000	0.000	0.000	0.000	0.000	35.787	0.000	0.000	18.106
RAPPC	0.000	1.661	12.690	3.400	5.670	12.640	0	11.283	0.000	0.000	0.000	0.000	0.000	0.000	8.794	0.000	11.629	17.368
RAMPUR HEP	0.000	0.520	0.000	41.910	4.150	9.682	0	5.947	0.000	0.000	0.000	0.000	0.000	0.000	21.710	0.000	5.329	25.617
RIHAND STPS	2.500	1.299	10.000	3.710	6.500	8.464	0	11.699	0.000	0.000	0.000	0.000	0.000	0.000	14.354	0.000	4.533	36.861
RIHAND-II STPS	1.500	1.122	12.600	3.520	5.700	10.997	0	10.966	0.000	0.000	0.000	0.000	0.000	0.000	15.281	0.000	4.056	34.258

Northern Regional Power Committee

Final REA for the Month of MAY, 2017

Table - D2

Energy Scheduled To the Beneficiaries from CS Hydro Stations

(All Figs in LUs)

CS Station	State Utilities	Scheduled Energy	Free Energy (Included in Schedule)
NATHPA JHAKRI HEP :-			
	CHANDIGARH	106.638275	
	DELHI	691.624400	
	HARYANA	418.018750	
	HIMACHAL PRADESH	3570.387900	1202.644688
	J & K	956.699250	
	PUNJAB	1023.175725	
	RAJASTHAN	848.433350	
	URS_NR	229.155200	
	UTTAR PRADESH	1827.185300	
	UTTARAKHAND	112.229200	
TOTAL NATHPA JHAKRI HEP		9783.547350	
PARBATI-III :-			
	CHANDIGARH	8.510725	
	DELHI	74.196725	
	HARYANA	50.948400	
	HIMACHAL PRADESH	75.778950	75.778950
	J & K	65.057200	
	PUNJAB	49.278900	
	RAJASTHAN	73.761075	
	UTTAR PRADESH	151.295600	
	UTTARAKHAND	34.087425	
TOTAL PARBATI-III		582.915000	
RAMPUR HEP :-			
	CHANDIGARH	13.890125	
	HARYANA	111.848875	
	HIMACHAL PRADESH	1129.647100	366.555135
	J & K	260.827525	
	PUNJAB	159.433400	
	RAJASTHAN	237.804225	
	UTTAR PRADESH	468.401025	
	UTTARAKHAND	313.570225	
TOTAL RAMPUR HEP		2695.422500	



सत्यमेव जयते

भारत सरकार
Government of India
विद्युत मंत्रालय
Ministry of Power
उत्तर क्षेत्रीय विद्युत समिति
Northern Regional Power Committee

सं. उक्षेविस/वाणिज्यिक/201/क्षे.ऊ.ले./2018/७७११-३६

दिनांक: 26 फरवरी, 2018

No. NRPC/Comm/201/ REA/ 2018/

Dated: 26th February, 2018

सेवा में,
To,

संलग्न सूची के अनुसार
As per list enclosed

विषय : माह जून 2017 का अंतिम क्षेत्रीय ऊर्जा लेखा ।

Subject -Final REA for the month of June 2017.


महोदय/Sir,

माह जून 2017 का अंतिम क्षेत्रीय ऊर्जा लेखा की एक प्रति इस पत्र के साथ संलग्न कर आपको आवश्यक कार्यवाही हेतु प्रेषित की जा रही है (प्रति हमारी वेबसाइट www.nrpc.gov.in पर भी उपलब्ध है)। उत्तरी क्षेत्र के सभी घटकों से अनुरोध है कि यदि इस लेखा में कोई त्रुटि हो, तो उसे इस लेखा के जारी होने के 15 दिन के भीतर इस कार्यालय को सूचित करें। यदि 15 दिन के भीतर इस संबंध में किसी भी घटक से कोई सूचना नहीं प्राप्त होती है, तो इस लेखा को सही मान कर उसे पूर्णतया अंतिम समझा जायेगा।

Please find enclosed a copy of Final Regional Energy Account (REA) for the month of June 2017 (also available on www.nrpc.gov.in) for further necessary action. The constituents are requested to intimate the discrepancy / error, if any, within 15 days from the date of issue of this REA. In case no such communication is received from any constituent within 15 days, the REA will be treated as correct and closed.

अनुलग्नक - यथोपरि।
Encl.: As above.

भवदीय
Yours faithfully,


(हेमन्त कुमार पाण्डेय)
(Hemant Kumar Pandey)
अधीक्षण अभियंता
Superintending Engineer

26/02/2018

Northern Regional Power Committee

Final REA for the Month of JUNE, 2017

Table - A

Details of Plant Availability Factor (PAF) for CS Stations

Constituent	PAFM(%)	PAFY(%)
ANTA GPP	93.849	92.360
AURAIYA GPP	93.368	91.890
BAIRASIUL HEP	99.792	-
CHAMERA HEP	100.165	-
CHAMERA-II HEP	101.314	-
CHAMERA-III HEP	101.503	-
DADRI GPP	91.385	88.908
DADRI TPS	97.698	102.048
DADRI-II TPS	100.000	100.913
DHAULIGANGA HEP	103.396	-
DULHASTI HEP	100.176	-
IGSTPS-JHAJJAR	85.153	94.621
KOLDAM HEP	101.347	-
KOTESHWAR	65.488	-
NATHPA JHAKRI HEP	100.000	-
PARBATI-III	98.546	-
RAMPUR HEP	100.025	-
RIHAND STPS	99.507	98.957
RIHAND-II STPS	99.927	73.307
RIHAND-III STPS	98.650	98.061
SEWA-II HEP	103.165	-
SINGRAULI STPS	92.758	88.368
SALAL HEP	99.146	-
TEHRI HEP	47.745	-
TANAKPUR HEP	81.562	-
UNCHAHAAR-I TPS	91.386	92.961
UNCHAHAAR-II TPS	99.340	102.106
UNCHAHAAR-III TPS	100.455	98.233
URI HEP	100.000	-
URI-II HEP	102.058	-

Northern Regional Power Committee
Final REA for the Month of JUNE, 2017

Table - C1

WT. AVG. ENTITLEMENTS OF UTILITIES FOR THE MONTH IN CS STATIONS BASED ON GOI ORDERS(%)

Station	BANGLADESH	CHANDIGARH	DELHI	HIMACHAL PRADESH	HARYANA	J & K	ORISSA	PUNJAB	PG-AGRA	PG-BALLIA	PG-BHIVADI	PG-DADRI	PG-KURUKSHETRA	PG-RIHAND	RAJASTHAN	RAILWAYS	UTTARAKHAND	UTTAR PRADESH
ANTA GPP	0.000	2.480	10.500	3.580	5.730	13.100	0.000	15.040	0.000	0.000	0.000	0.000	0.000	0.000	19.810	0.000	5.850	23.910
AURAIYA GPP	0.000	1.640	10.860	3.320	5.880	10.913	0.000	14.837	0.000	0.000	0.000	0.000	0.000	0.000	9.200	4.530	5.260	33.560
BAIRASIUL HEP	0.000	0.000	11.000	12.000	30.500	0.000	0	46.500	0.000	0.000	0.000	0.000	0.000	0.000	0.000	0.000	0.000	0.000
CHAMERA HEP	0.000	3.900	7.900	14.900	15.800	3.900	0	10.200	0.000	0.000	0.000	0.000	0.000	0.000	19.600	0.000	3.530	20.270
CHAMERA-II HEP	0.000	2.210	13.330	15.670	5.670	13.721	0.000	14.003	0.000	0.000	0.000	0.000	0.000	0.000	9.666	0.000	2.470	23.260
CHAMERA-III HEP	0.000	1.881	12.734	13.000	8.738	13.062	0.000	11.196	0.000	0.000	0.000	0.000	0.000	0.000	10.914	0.000	6.161	22.314
DADRI GPP	0.000	1.210	10.960	3.010	4.940	9.630	0.000	17.460	0.000	0.000	0.100	0.000	0.000	0.000	9.280	8.430	4.370	30.610
DADRI SOLAR	0	0	0	0	0	0	100.000	0	0	0	0	0	0	0	0	0	0	0
DADRI TPS	0.000	0.000	90.000	0.000	0.000	0.000	0	0.000	0.000	0.000	0.000	0.000	0.000	0.000	0.000	0.000	0.000	10.000
DADRI-II TPS	1.020	0.500	74.516	0.230	0.000	2.390	0	1.860	0.255	0.103	0.103	0.000	0.278	0.000	4.690	0.000	0.800	13.255
DHAULGANGA HEP	0.000	2.000	13.210	3.570	5.710	12.230	0	13.340	0.000	0.000	0.000	0.000	0.000	0.000	9.650	0.000	18.120	22.170
DULHASTI HEP	0.000	1.750	12.830	0.000	5.470	27.310	0	11.620	0.000	0.000	0.000	0.000	0.000	0.000	10.880	0.000	6.160	23.980
IGSTPS-JHAJJAR	0.000	0.650	46.200	0.000	46.200	3.120	0.000	1.690	0.000	0.000	0.000	0.000	0.000	0.000	0.000	0.000	1.040	1.100
KOLDAM HEP	0.000	1.390	0.000	28.000	9.810	13.970	0	9.280	0.000	0.000	0.000	0.000	0.000	0.000	10.730	0.000	6.930	19.890
KOTESHWAR	0.000	1.210	9.860	0.000	4.210	8.590	0	8.560	0.000	0.000	0.000	0.000	0.000	0.000	8.360	0.000	19.030	40.180
NAPP	0.000	2.390	10.680	3.180	6.360	13.480	0	14.830	0.000	0.000	0.000	0.000	0.000	0.000	0.000	0.000	5.690	33.390
NATHPA JHAKRI HEP	0.000	1.380	9.470	36.470	4.270	11.080	0	12.340	0.000	0.000	0.000	0.000	0.000	0.000	10.000	0.000	1.360	16.160
PARBATTI-III	0.000	1.880	12.730	13.000	8.740	13.060	0	11.200	0.000	0.000	0.000	0.000	0.000	0.000	10.910	0.000	6.160	22.320
RAPPB	0.000	0.663	0.000	0.000	12.889	7.950	0	24.605	0.000	0.000	0.000	0.000	0.000	0.000	35.787	0.000	0.000	18.106
RAPPCC	0.000	2.760	12.690	3.400	5.670	9.990	0	15.820	0.000	0.000	0.000	0.000	0.000	0.000	19.940	0.000	6.730	23.000
RAMPUR HEP	0.000	0.780	0.000	41.910	4.150	10.890	0	7.650	0.000	0.000	0.000	0.000	0.000	0.000	7.720	0.000	11.830	15.070
R. HAND STPS	2.500	1.450	10.000	3.710	6.500	9.160	0	12.680	0.000	0.000	0.000	0.000	0.000	0.080	13.750	0.000	4.650	35.520
R. HAND-II STPS	1.500	1.290	12.600	3.520	5.700	11.760	0	12.040	0.000	0.000	0.000	0.000	0.000	0.000	14.610	0.000	4.190	32.790

Northern Regional Power Committee

Final REA for the Month of JUNE, 2017

Table - D2

Energy Scheduled To the Beneficiaries from CS Hydro Stations

(All Figs in LUs)

CS Station	State Utilities	Scheduled Energy	Free Energy (Included in Schedule)
NATHPA JHAKRI HEP :-			
	CHANDIGARH	144.611850	
	DELHI	740.316325	
	HARYANA	447.484250	
	HIMACHAL PRADESH	3821.992150	1293.237465
	J & K	1161.205250	
	PUNJAB	1293.230925	
	RAJASTHAN	782.880300	
	URS_NR	250.406950	
	UTTAR PRADESH	1693.548075	
	UTTARAKHAND	142.558875	
TOTAL NATHPA JHAKRI HEP		10478.234950	
PARBATI-III :-			
	CHANDIGARH	15.756575	
	DELHI	106.636700	
	HARYANA	73.213025	
	HIMACHAL PRADESH	108.918225	108.918225
	J & K	109.410875	
	PUNJAB	93.846050	
	RAJASTHAN	91.421050	
	UTTAR PRADESH	187.007825	
	UTTARAKHAND	51.622175	
TOTAL PARBATI-III		837.832500	
RAMPUR HEP :-			
	CHANDIGARH	22.458375	
	HARYANA	119.561425	
	HIMACHAL PRADESH	1207.602525	393.468760
	J & K	313.768875	
	PUNJAB	220.409175	
	RAJASTHAN	222.451900	
	UTTAR PRADESH	434.242000	
	UTTARAKHAND	340.818225	
TOTAL RAMPUR HEP		2881.312500	



सत्यमेव जयते

भारत सरकार
Government of India
विद्युत मंत्रालय
Ministry of Power
उत्तर क्षेत्रीय विद्युत समिति
Northern Regional Power Committee

सं. उक्षेविस/वाणिज्यिक/201/क्षे.ऊ.ले./2018/२१६६-१५

दिनांक: 26 फरवरी, 2018

No. NRPC/Comm/201/ REA/ 2018/

Dated: 26th February, 2018

सेवा में,

To,

संलग्न सूची के अनुसार
As per list enclosed

विषय : माह जुलाई 2017 का अंतिम क्षेत्रीय ऊर्जा लेखा।

Subject –Final REA for the month of July 2017.

महोदय/Sir,

माह जुलाई 2017 का अंतिम क्षेत्रीय ऊर्जा लेखा की एक प्रति इस पत्र के साथ संलग्न कर आपको आवश्यक कार्यवाही हेतु प्रेषित की जा रही है (प्रति हमारी वेबसाइट www.nrpc.gov.in पर भी उपलब्ध है)। उत्तरी क्षेत्र के सभी घटकों से अनुरोध है कि यदि इस लेखा में कोई त्रुटि हो, तो उसे इस लेखा के जारी होने के 15 दिन के भीतर इस कार्यालय को सूचित करें। यदि 15 दिन के भीतर इस संबंध में किसी भी घटक से कोई सूचना नहीं प्राप्त होती है, तो इस लेखा को सही मान कर उसे पूर्णतया अंतिम समझा जायेगा।

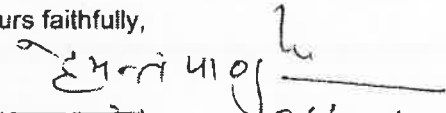
Please find enclosed a copy of Final Regional Energy Account (REA) for the month of July 2017 (also available on www.nrpc.gov.in) for further necessary action. The constituents are requested to intimate the discrepancy / error, if any, within 15 days from the date of issue of this REA. In case no such communication is received from any constituent within 15 days, the REA will be treated as correct and closed.

अनुलग्नक – यथोपरि।

Encl.: As above.

भवदीय

Yours faithfully,


(हेमन्त कुमार पाण्डेय)
(Hemant Kumar Pandey)
अधीक्षण अभियंता
Superintending Engineer

26/02/2018

Northern Regional Power Committee

Final REA for the Month of JULY, 2017

Table - A

Details of Plant Availability Factor (PAF) for CS Stations

Constituent	PAFM(%)	PAFY(%)
ANTA GPP	95.608	93.186
AURAIYA GPP	94.432	92.536
BAIRASIUL HEP	89.072	-
CHAMERA HEP	101.178	-
CHAMERA-II HEP	102.259	-
CHAMERA-III HEP	102.470	-
DADRI GPP	94.480	90.324
DADRI TPS	97.393	100.866
DADRI-II TPS	96.957	99.908
DHAULIGANGA HEP	97.760	-
DULHASTI HEP	101.047	-
IGSTPS-JHAJJAR	71.164	88.661
KOLDAM HEP	110.085	-
KOTESHWAR	94.330	-
NATHPA JHAKRI HEP	93.480	-
PARBATI-III	96.700	-
RAMPUR HEP	103.014	-
RIHAND STPS	96.294	98.280
RIHAND-II STPS	99.994	80.088
RIHAND-III STPS	54.328	86.948
SEWA-II HEP	106.061	-
SINGRAULI STPS	93.900	89.774
SALAL HEP	100.089	-
TEHRI HEP	75.780	-
TANAKPUR HEP	101.805	-
UNCHAHAAR-I TPS	91.676	92.634
UNCHAHAAR-II TPS	91.894	99.511
UNCHAHAAR-III TPS	100.471	98.801
URI HEP	100.432	-
URI-II HEP	93.385	-

Northern Regional Power Committee

Final REA for the Month of JULY, 2017

Table - C1

WT. AVG. ENTITLEMENTS OF UTILITIES FOR THE MONTH IN CS STATIONS BASED ON GOI ORDERS(%)

Station	BANGLADESH	CHANDIGARH	DELHI	HIMACHAL PRADESH	HARYANA	J & K	ORISSA	PUNJAB	PG-AGRA	PG-BALIA	PG-BHWADI	PG-DADRI	PG-KURUKSHETRA	PG-RIHAND	RAJASTHAN	RAILWAYS	UTTARAKHAND	UTTAR PRADESH
A-NITA GPP	0.000	2.480	10.500	3.580	5.730	13.100	0.000	15.040	0.000	0.000	0.000	0.000	0.000	0.000	19.810	0.000	5.850	23.910
AJRAIYA GPP	0.000	1.640	10.860	3.320	5.880	10.913	0.000	14.837	0.000	0.000	0.000	0.000	0.000	0.000	9.200	4.530	5.260	33.560
E-1RASUL HEP	0.000	0.000	11.000	12.000	30.500	0.000	0	46.500	0.000	0.000	0.000	0.000	0.000	0.000	0.000	0.000	0.000	0.000
CHAMERA HEP	0.000	3.900	7.900	14.900	15.800	3.900	0	10.200	0.000	0.000	0.000	0.000	0.000	0.000	19.600	0.000	3.530	20.270
CHAMERA-II HEP	0.000	2.210	13.330	15.670	5.670	13.717	0.000	14.005	0.000	0.000	0.000	0.000	0.000	0.000	9.668	0.000	2.470	23.260
CHAMERA-III HEP	0.000	1.881	12.734	13.000	8.738	13.062	0.000	11.196	0.000	0.000	0.000	0.000	0.000	0.000	10.914	0.000	6.161	22.314
DADRI GPP	0.000	1.210	10.960	3.010	4.940	9.630	0.000	17.460	0.000	0.000	0.000	0.100	0.000	0.000	9.280	8.430	4.370	30.610
DADRI SOLAR	0	0	0	0	0	0	100.000	0	0	0	0	0	0	0	0	0	0	0
DADRI TPS	0.000	0.000	90.000	0.000	0.000	0.000	0	0.000	0.000	0.000	0.000	0.000	0.000	0.000	0.000	0.000	0.000	10.000
DADRI-II TPS	1.020	0.384	74.516	0.230	0.000	1.833	0	1.554	0.255	0.103	0.103	0.000	0.278	0.000	5.654	0.000	0.614	13.456
DHAULIGANGA HEP	0.000	2.000	13.210	3.570	5.710	12.230	0	13.340	0.000	0.000	0.000	0.000	0.000	0.000	9.650	0.000	18.120	22.170
DULHASTI HEP	0.000	1.750	12.830	0.000	5.470	27.310	0	11.620	0.000	0.000	0.000	0.000	0.000	0.000	10.880	0.000	6.160	23.980
E5TPS-JHAJAR	0.000	0.650	46.200	0.000	46.200	3.120	0.000	1.690	0.000	0.000	0.000	0.000	0.000	0.000	0.000	0.000	1.040	1.100
KULDAM HEP	0.000	1.390	0.000	28.000	9.810	13.970	0	9.280	0.000	0.000	0.000	0.000	0.000	0.000	10.730	0.000	6.930	19.890
KOTESHWAR	0.000	1.210	9.860	0.000	4.210	8.590	0	8.560	0.000	0.000	0.000	0.000	0.000	0.000	8.360	0.000	19.030	40.180
NAPP	0.000	2.390	10.680	3.180	6.360	13.480	0	14.830	0.000	0.000	0.000	0.000	0.000	0.000	10.000	0.000	5.690	33.390
NATHPA JHAKRI HEP	0.000	1.380	9.470	36.470	4.270	11.080	0	12.340	0.000	0.000	0.000	0.000	0.000	0.000	7.470	0.000	1.360	16.160
FARBATI-III	0.000	1.880	12.730	13.000	8.740	13.060	0	11.200	0.000	0.000	0.000	0.000	0.000	0.000	10.910	0.000	6.160	22.320
E-4PPB	0.000	0.663	0.000	0.000	12.889	7.950	0	24.605	0.000	0.000	0.000	0.000	0.000	0.000	35.787	0.000	0.000	18.106
E-4PPC	0.000	2.760	12.690	3.400	5.670	9.990	0	15.820	0.000	0.000	0.000	0.000	0.000	0.000	19.940	0.000	6.730	23.000
E-4MPUR HEP	0.000	0.780	0.000	41.910	4.150	10.890	0	7.650	0.000	0.000	0.000	0.000	0.000	0.000	7.720	0.000	11.830	15.070
E-4HAND STPS	2.500	1.345	10.000	3.710	6.500	8.653	0	12.405	0.000	0.000	0.000	0.000	0.000	0.080	14.621	0.000	4.480	35.706
E-4HAND-II STPS	1.500	1.174	12.600	3.520	5.700	11.206	0	11.738	0.000	0.000	0.000	0.000	0.000	0.000	15.562	0.000	4.004	32.996

Northern Regional Power Committee

Final REA for the Month of JULY, 2017

Table - D2

Energy Scheduled To the Beneficiaries from CS Hydro Stations

(All Figs in LUs)

CS Station	State Utilities	Scheduled Energy	Free Energy (Included in Schedule)
NATHPA JHAKRI HEP :-			
	CHANDIGARH	143.007300	
	DELHI	732.099200	
	HARYANA	442.506700	
	HIMACHAL PRADESH	3779.480950	1269.546100
	J & K	1148.272975	
	PUNJAB	1278.839450	
	RAJASTHAN	774.158000	
	URS NR	250.845475	
	UTTAR PRADESH	1674.707700	
	UTTARAKHAND	140.958850	
TOTAL NATHPA JHAKRI HEP		10364.876600	
PARBATI-III :-			
	CHANDIGARH	35.991125	
	DELHI	243.703175	
	HARYANA	167.340925	
	HIMACHAL PRADESH	248.902875	248.902875
	J & K	250.061375	
	PUNJAB	214.443475	
	RAJASTHAN	208.894175	
	UTTAR PRADESH	427.355325	
	UTTARAKHAND	117.945050	
TOTAL PARBATI-III		1914.637500	
RAMPUR HEP :-			
	CHANDIGARH	22.213100	
	HARYANA	118.276950	
	HIMACHAL PRADESH	1194.507125	385.866756
	J & K	310.375975	
	PUNJAB	218.027350	
	RAJASTHAN	220.022475	
	UTTAR PRADESH	429.532025	
	UTTARAKHAND	337.140000	
TOTAL RAMPUR HEP		2850.095000	



सत्यमेव जयते

भारत सरकार
Government of India
विद्युत मंत्रालय
Ministry of Power
उत्तर क्षेत्रीय विद्युत समिति
Northern Regional Power Committee

सं. उक्षेविस/वाणिज्यिक/201/क्षे.ऊ.ले./2018/ २४३५-१२

दिनांक: 26 फरवरी, 2018

No. NRPC/Comml/201/ REA/ 2018/

Dated: 26th February, 2018

सेवा में,

To,

संलग्न सूची के अनुसार
As per list enclosed

विषय : माह अगस्त 2017 का अंतिम क्षेत्रीय ऊर्जा लेखा ।
Subject –Final REA for the month of August 2017.

महोदय/Sir,

माह अगस्त 2017 का अंतिम क्षेत्रीय ऊर्जा लेखा की एक प्रति इस पत्र के साथ संलग्न कर आपको आवश्यक कार्यवाही हेतु प्रेषित की जा रही है (प्रति हमारी वेबसाइट www.nrpc.gov.in पर भी उपलब्ध है)। उत्तरी क्षेत्र के सभी घटकों से अनुरोध है कि यदि इस लेखा में कोई त्रुटि हो, तो उसे इस लेखा के जारी होने के 15 दिन के भीतर इस कार्यालय को सूचित करें। यदि 15 दिन के भीतर इस संबन्ध में किसी भी घटक से कोई सूचना नहीं प्राप्त होती है, तो इस लेखा को सही मान कर उसे पूर्णतया अंतिम समझा जायेगा।

Please find enclosed a copy of Final Regional Energy Account (REA) for the month of August 2017 (also available on www.nrpc.gov.in) for further necessary action. The constituents are requested to intimate the discrepancy / error, if any, within 15 days from the date of issue of this REA. In case no such communication is received from any constituent within 15 days, the REA will be treated as correct and closed.

अनुलग्नक – यथोपरि।

Encl.: As above.

भवदीय

Yours faithfully,

(हेमन्त कुमार पाण्डेय)

(Hemant Kumar Pandey)

अधीक्षण अभियंता

Superintending Engineer

26/02/18

Northern Regional Power Committee

Final REA for the Month of AUGUST, 2017

Table - A

Details of Plant Availability Factor (PAF) for CS Stations

Constituent	PAFM(%)	PAFY(%)
ANTA GPP	95.620	93.679
AURAIYA GPP	94.745	92.984
BAIRASIUL HEP	86.521	-
CHAMERA HEP	100.199	-
CHAMERA-II HEP	101.215	-
CHAMERA-III HEP	102.713	-
DADRI GPP	94.751	91.221
DADRI TPS	76.667	95.963
DADRI-II TPS	87.791	97.453
DHAULIGANGA HEP	103.430	-
DULHASTI HEP	100.135	-
IGSTPS-JHAJJAR	59.674	82.787
KOLDAM HEP	106.647	-
KOTESHWAR	89.754	-
NATHPA JHAKRI HEP	101.274	-
PARBATI-III	95.941	-
RAMPUR HEP	107.661	-
RIHAND STPS	65.474	91.633
RIHAND-II STPS	98.288	83.776
RIHAND-III STPS	94.318	88.441
SEWA-II HEP	97.388	-
SINGRAULI STPS	90.870	89.996
SALAL HEP	100.132	-
TEHRI HEP	98.888	-
TANAKPUR HEP	100.476	-
UNCHAHAAR-I TPS	100.209	94.169
UNCHAHAAR-II TPS	100.209	99.653
UNCHAHAAR-III TPS	100.471	99.140
URI HEP	95.101	-
URI-II HEP	100.759	-

Northern Regional Power Committee
Final REA for the Month of AUGUST, 2017

Table - C1

WT. AVG. ENTITLEMENTS OF UTILITIES FOR THE MONTH IN CS STATIONS BASED ON GOI ORDERS(%)

Station	BANGLADESH	CHANDIGARH	DELHI	HIMACHAL PRADESH	HARYANA	J & K	ORISSA	PUNJAB	PG-AGRA	PG-BALIA	PG-BHIVADI	PG-DADRI	PG-KURUKSHETRA	PG-RIHAND	RAJASTHAN	RAILWAYS	UTTARAKHAND	UTTAR PRADESH
ANTA GPP	0.000	2.480	10.500	3.580	5.730	13.100	0.000	15.040	0.000	0.000	0.000	0.000	0.000	0.000	9.810	0.000	5.850	23.910
AURAIYA GPP	0.000	1.640	10.860	3.320	5.880	10.913	0.000	14.837	0.000	0.000	0.000	0.000	0.000	0.000	9.200	4.530	5.260	33.560
BAIRASIUL HEP	0.000	0.000	11.000	12.000	30.500	0.000	0	46.500	0.000	0.000	0.000	0.000	0.000	0.000	0.000	0.000	0.000	0.000
CHAMERA HEP	0.000	3.900	7.900	14.900	15.800	3.900	0	10.200	0.000	0.000	0.000	0.000	0.000	0.000	9.600	0.000	3.530	20.270
CHAMERA-II HEP	0.000	2.210	13.330	15.670	5.670	13.710	0.000	14.010	0.000	0.000	0.000	0.000	0.000	0.000	9.670	0.000	2.470	23.260
CHAMERA-III HEP	0.000	1.881	12.734	13.000	8.738	13.062	0.000	11.196	0.000	0.000	0.000	0.000	0.000	0.000	-0.914	0.000	6.161	22.314
DADRI GPP	0.000	1.210	10.960	3.010	4.940	9.630	0.000	17.460	0.000	0.000	0.000	0.100	0.000	0.000	9.280	8.430	4.370	30.610
DADRI SOLAR	0	0	0	0	0	0	100.000	0	0	0	0	0	0	0	0	0	0	0
DADRI TPS	0.000	0.000	90.000	0.000	0.000	0.000	0	0.000	0.000	0.000	0.000	0.000	0.000	0.000	0.000	0.000	0.000	10.000
DADRI-II TPS	1.020	0.200	74.516	0.230	0.000	0.950	0	1.070	0.255	0.103	0.103	0.000	0.278	0.000	7.180	0.000	0.320	13.775
DHAULGANGA HEP	0.000	2.000	13.210	3.570	5.710	12.230	0	13.340	0.000	0.000	0.000	0.000	0.000	0.000	9.650	0.000	18.120	22.170
DULHASTI HEP	0.000	1.750	12.830	0.000	5.470	27.310	0	11.620	0.000	0.000	0.000	0.000	0.000	0.000	10.880	0.000	6.160	23.980
IGSTPS-JHAJJAR	0.000	0.650	46.200	0.000	46.200	3.120	0.000	1.690	0.000	0.000	0.000	0.000	0.000	0.000	0.000	0.000	1.040	1.100
KOLDAM HEP	0.000	1.390	0.000	28.000	9.810	13.970	0	9.280	0.000	0.000	0.000	0.000	0.000	0.000	10.730	0.000	6.930	19.890
KOTESHWAR	0.000	1.210	9.860	0.000	4.210	8.590	0	8.560	0.000	0.000	0.000	0.000	0.000	0.000	8.360	0.000	19.030	40.180
NAPP	0.000	2.390	10.680	3.180	6.360	13.480	0	14.830	0.000	0.000	0.000	0.000	0.000	0.000	10.000	0.000	5.690	33.390
NATHPA JHAKRI HEP	0.000	1.380	9.470	36.470	4.270	11.080	0	12.340	0.000	0.000	0.000	0.000	0.000	0.000	7.470	0.000	1.360	16.160
PARBATI-III	0.000	1.880	12.730	13.000	8.740	13.060	0	11.200	0.000	0.000	0.000	0.000	0.000	0.000	10.910	0.000	6.160	22.320
RAPPB	0.000	0.663	0.000	0.000	12.889	7.950	0	24.604	0.000	0.000	0.000	0.000	0.000	0.000	35.787	0.000	0.000	18.107
RAPPC	0.000	2.760	12.690	3.400	5.670	9.990	0	15.820	0.000	0.000	0.000	0.000	0.000	0.000	9.940	0.000	6.730	23.000
RAMPUR HEP	0.000	0.780	0.000	41.910	4.150	10.890	0	7.650	0.000	0.000	0.000	0.000	0.000	0.000	7.720	0.000	11.830	15.070
RIHAND STPS	2.500	1.180	10.000	3.710	6.500	7.850	0	11.970	0.000	0.000	0.000	0.000	0.000	0.080	6.000	0.000	4.210	36.000
RIHAND-II STPS	1.500	0.990	12.600	3.520	5.700	10.330	0	11.280	0.000	0.000	0.000	0.000	0.000	0.000	7.070	0.000	3.710	33.320

Northern Regional Power Committee

Final REA for the Month of AUGUST, 2017

Table - D2

Energy Scheduled To the Beneficiaries from CS Hydro Stations

(All Figs in LUs)

CS Station	State Utilities	Scheduled Energy	Free Energy (Included in Schedule)
NATHPA JHAKRI HEP :-			
	CHANDIGARH	140.696925	
	DELHI	720.270500	
	HARYANA	435.345600	
	HIMACHAL PRADESH	3718.316025	1248.314746
	J & K	1129.671550	
	PUNJAB	1258.136325	
	RAJASTHAN	761.612050	
	URS_NR	259.554600	
	UTTAR PRADESH	1647.601850	
	UTTARAKHAND	138.660500	
TOTAL NATHPA JHAKRI HEP		10209.865925	
PARBATI-III :-			
	CHANDIGARH	27.140825	
	DELHI	183.711550	
	HARYANA	126.130875	
	HIMACHAL PRADESH	187.634900	187.634900
	J & K	188.489800	
	PUNJAB	161.667050	
	RAJASTHAN	157.485450	
	UTTAR PRADESH	322.161100	
	UTTARAKHAND	88.923450	
TOTAL PARBATI-III		1443.345000	
RAMPUR HEP :-			
	CHANDIGARH	21.778675	
	HARYANA	115.972275	
	HIMACHAL PRADESH	1171.094675	379.658830
	J & K	304.303875	
	PUNJAB	213.765175	
	RAJASTHAN	215.694300	
	UTTAR PRADESH	421.111200	
	UTTARAKHAND	330.554825	
TOTAL RAMPUR HEP		2794.275000	



सत्यमेव जयते

भारत सरकार

Government of India

विद्युत मंत्रालय

Ministry of Power

उत्तर क्षेत्रीय विद्युत समिति

Northern Regional Power Committee

सं. उधेविस/वाणिज्यिक/201/क्षे.ऊ.ले./2018/9511-9549

No. NRPC/Comm/201/ REA/ 2018/

दिनांक: 13 अगस्त, 2018

Dated: 13th August, 2018

सेवा में,

To,

संलग्न सूची के अनुसार

As per list enclosed

विषय : माह सितम्बर 2017 का अंतिम क्षेत्रीय ऊर्जा लेखा ।

Subject –Final REA for the month of September 2017.

महोदय/Sir,

माह सितम्बर 2017 का अंतिम क्षेत्रीय ऊर्जा लेखा की एक प्रति इस पत्र के साथ संलग्न कर आपको आवश्यक कार्यवाही हेतु प्रेषित की जा रही है (प्रति हमारी वेबसाइट www.nrpc.gov.in पर भी उपलब्ध है) । उत्तरी क्षेत्र के सभी घटकों से अनुरोध है कि यदि इस लेखा में कोई त्रुटि हो, तो उसे इस लेखा के जारी होने के 15 दिन के भीतर इस कार्यालय को सूचित करें । यदि 15 दिन के भीतर इस संबंध में किसी भी घटक से कोई सूचना नहीं प्राप्त होती है, तो इस लेखा को सही मान कर उसे पूर्णतया अंतिम समझा जायेगा ।

Please find enclosed a copy of Final Regional Energy Account (REA) for the month of September 2017 (also available on www.nrpc.gov.in) for further necessary action. The constituents are requested to intimate the discrepancy / error, if any, within 15 days from the date of issue of this REA. In case no such communication is received from any constituent within 15 days, the REA will be treated as correct and closed.

अनुलग्नक – यथोपरि ।

Encl.: As above.

भवदीय

Yours faithfully,

सोवरन सिंह
13/08/2018

(सोवरन सिंह)

(Sovaran Singh)

कार्यपालक अभियंता
Executive Engineer

Northern Regional Power Committee
Final REA for the Month of SEPTEMBER, 2017
Table - A
Details of Plant Availability Factor (PAF) for CS Stations

Constituent	PAFM(%)	PAFY(%)
ANTA GPP	87.852	92.724
AURAIYA GPP	76.293	90.248
BAIRASIUL HEP	86.715	-
CHAMERA HEP	100.090	-
CHAMERA-II HEP	101.215	-
CHAMERA-III HEP	100.039	-
DADRI GPP	86.415	90.433
DADRI TPS	62.203	90.428
DADRI-II TPS	71.786	93.245
DHAULIGANGA HEP	98.648	-
DULHASTI HEP	100.066	-
IGSTPS-JHAJJAR	62.946	79.535
KOLDAM HEP	100.000	-
KOTESHWAR	85.466	-
NATHPA JHAKRI HEP	100.712	-
PARBATI-III	97.522	-
RAMPUR HEP	101.414	-
RIHAND STPS	99.900	92.988
RIHAND-II STPS	85.359	84.035
RIHAND-III STPS	99.537	90.260
SEWA-II HEP	100.000	-
SINGRAULI STPS	92.802	90.456
SALAL HEP	94.501	-
TEHRI HEP	100.729	-
TANAKPUR HEP	100.784	-
UNCHAHAAR-I TPS	100.188	95.156
UNCHAHAAR-II TPS	100.188	99.740
UNCHAHAAR-III TPS	100.408	99.348
UNCHAHAAR-IV TPS	43.168	43.142
URI HEP	76.262	-
URI-II HEP	90.937	-

Northern Regional Power Committee
Final REA for the Month of SEPTEMBER, 2017

Table - C1

WT. AVG. ENTITLEMENTS OF UTILITIES FOR THE MONTH IN CS STATIONS BASED ON GOI ORDERS(%)

Station	BANGLADESH	CHANDIGARH	DELHI	HIMACHAL PRADESH	HARYANA	J & K	ORISSA	PUNJAB	PG-AGRA	PG-BALLIA	PG-BHIVADI	PG-DADRI	PG-KURUKSHETRA	PG-RIHAND	RAJASTHAN	RAILWAYS	UTTARAKHAND	UTTAR PRADESH
ANTA GPP	0.000	2.480	10.500	3.580	5.730	13.101	0.000	15.041	0.000	0.000	0.000	0.000	0.000	0.000	19.810	0.000	5.850	23.908
AURAIYA GPP	0.000	1.640	10.860	3.320	5.880	10.919	0.000	14.832	0.000	0.000	0.000	0.000	0.000	0.000	9.200	4.530	5.260	33.559
BAIRASILUL HEP	0.000	0.000	11.000	12.000	30.500	0.000	0	46.500	0.000	0.000	0.000	0.000	0.000	0.000	0.000	0.000	0.000	0.000
CHAMERA HEP	0.000	3.900	7.900	14.900	15.800	3.900	0	10.200	0.000	0.000	0.000	0.000	0.000	0.000	19.600	0.000	3.530	20.270
CHAMERA-II HEP	0.000	2.210	13.330	15.670	5.670	13.719	0.000	14.011	0.000	0.000	0.000	0.000	0.000	0.000	9.670	0.000	2.470	23.250
CHAMERA-III HEP	0.000	1.880	12.734	13.000	8.738	13.066	0.000	11.195	0.000	0.000	0.000	0.000	0.000	0.000	10.914	0.000	6.164	22.305
DADRI GPP	0.000	1.210	10.960	3.010	4.940	9.631	0.000	17.460	0.000	0.000	0.000	0.100	0.000	0.000	9.280	8.430	4.370	30.609
DADRI SOLAR	0	0	0	0	0	0	100.000	0	0	0	0	0	0	0	0	0	0	0
DADRI TPS	0.000	0.000	90.000	0.000	0.000	0.000	0	0.000	0.000	0.000	0.000	0.000	0.000	0.000	0.000	0.000	0.000	10.000
DADRI-II TPS	1.020	0.148	74.516	0.229	0.000	0.705	0	0.940	0.255	0.103	0.103	0.000	0.278	0.000	7.688	0.000	0.236	13.779
DHAULGANGA HEP	0.000	2.000	13.210	3.570	5.710	12.239	0	13.341	0.000	0.000	0.000	0.000	0.000	0.000	9.650	0.000	18.121	22.159
DULHASTI HEP	0.000	1.750	12.830	0.000	5.470	27.318	0	11.651	0.000	0.000	0.000	0.000	0.000	0.000	10.880	0.000	6.161	23.970
IGSTPS-JHAJJAR	0.000	0.650	46.200	0.000	46.200	3.129	0.000	1.690	0.000	0.000	0.000	0.000	0.000	0.000	0.000	0.000	1.040	1.091
KOLDAM HEP	0.000	1.390	0.000	28.000	9.810	13.963	0	9.280	0.000	0.000	0.000	0.000	0.000	0.000	10.730	0.000	6.930	19.897
KOTESHWAR	0.000	1.210	9.860	0.000	4.210	8.591	0	8.561	0.000	0.000	0.000	0.000	0.000	0.000	8.360	0.000	19.030	40.178
NAPP	0.000	2.390	10.680	3.180	6.360	13.474	0	14.831	0.000	0.000	0.000	0.000	0.000	0.000	10.000	0.000	5.690	33.395
NATHPA JHAKRI HEP	0.000	1.380	9.470	36.470	4.270	11.081	0	12.340	0.000	0.000	0.000	0.000	0.000	0.000	7.470	0.000	1.360	16.159
PARBATI-III	0.000	1.880	12.730	13.000	8.740	13.069	0	11.201	0.000	0.000	0.000	0.000	0.000	0.000	10.910	0.000	6.161	22.309
RAPPB	0.000	0.663	0.000	0.000	12.889	7.950	0	24.604	0.000	0.000	0.000	0.000	0.000	0.000	55.787	0.000	0.000	18.107
RAPTC	0.000	2.760	12.690	3.400	5.670	10.000	0	15.821	0.000	0.000	0.000	0.000	0.000	0.000	19.940	0.000	6.731	22.988
RAMPUR HEP	0.000	0.780	0.000	41.910	4.150	10.883	0	7.651	0.000	0.000	0.000	0.000	0.000	0.000	7.720	0.000	11.830	15.076
RIHAND STPS	2.500	1.135	10.000	3.709	6.500	7.640	0	11.853	0.000	0.000	0.000	0.000	0.000	0.080	16.443	0.000	4.145	35.994
RIHAND-II STPS	1.500	0.947	12.600	3.520	5.700	10.091	0	11.128	0.000	0.000	0.000	0.000	0.000	0.000	17.564	0.000	3.630	33.320

Northern Regional Power Committee
Final REA for the Month of SEPTEMBER, 2017

Table - D2

Energy Scheduled To the Beneficiaries from CS Hydro Stations

(All Figs in LUs)

CS Station	State Utilities	Scheduled Energy	Free Energy (Included in Schedule)
NATHPA JHAKRI HEP :-			
	CHANDIGARH	107.856900	
	DELHI	552.039425	
	HARYANA	333.669875	
	HIMACHAL PRADESH	2849.882850	957.049626
	J & K	865.878250	
	PUNJAB	964.315775	
	RAJASTHAN	583.741625	
	URS_NR	187.437050	
	UTTAR PRADESH	1262.687400	
	UTTARAKHAND	106.306275	
TOTAL NATHPA JHAKRI HEP		7813.815425	
PARBATI-III :-			
	CHANDIGARH	13.794675	
	DELHI	93.370925	
	HARYANA	64.103025	
	HIMACHAL PRADESH	95.362800	95.362800
	J & K	95.856575	
	PUNJAB	82.168475	
	RAJASTHAN	80.040275	
	UTTAR PRADESH	163.670000	
	UTTARAKHAND	45.193250	
TOTAL PARBATI-III		733.560000	
RAMPUR HEP :-			
	CHANDIGARH	16.944200	
	HARYANA	90.139150	
	HIMACHAL PRADESH	910.381000	298.315456
	J & K	236.402525	
	PUNJAB	166.182350	
	RAJASTHAN	167.703975	
	UTTAR PRADESH	327.475525	
	UTTARAKHAND	256.963775	
TOTAL RAMPUR HEP		2172.192500	



सत्यमेव जयते

भारत सरकार
Government of India
विद्युत मंत्रालय
Ministry of Power
उत्तर क्षेत्रीय विद्युत समिति
Northern Regional Power Committee

सं. उक्षेविस/वाणिज्यिक/201/क्षे.ऊ.ले./2018/9472 - 9510
No. NRPC/Comml/201/ REA/ 2018/

दिनांक: 13 अगस्त, 2018
Dated: 13th August, 2018

सेवा में,
To,

संलग्न सूची के अनुसार
As per list enclosed

विषय : माह अक्तूबर 2017 का अंतिम क्षेत्रीय ऊर्जा लेखा ।
Subject -Final REA for the month of October 2017.

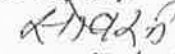
महोदय/Sir,

माह अक्तूबर 2017 का अंतिम क्षेत्रीय ऊर्जा लेखा की एक प्रति इस पत्र के साथ संलग्न कर आपको आवश्यक कार्यवाही हेतु प्रेषित की जा रही है (प्रति हमारी वेबसाइट www.nrpc.gov.in पर भी उपलब्ध है)। उत्तरी क्षेत्र के सभी घटकों से अनुरोध है कि यदि इस लेखा में कोई त्रुटि हो, तो उसे इस लेखा के जारी होने के 15 दिन के भीतर इस कार्यालय को सूचित करें। यदि 15 दिन के भीतर इस संबंध में किसी भी घटक से कोई सूचना नहीं प्राप्त होती है, तो इस लेखा को सही मान कर उसे पूर्णतया अंतिम समझा जायेगा।

Please find enclosed a copy of Final Regional Energy Account (REA) for the month of October 2017 (also available on www.nrpc.gov.in) for further necessary action. The constituents are requested to intimate the discrepancy / error, if any, within 15 days from the date of issue of this REA. In case no such communication is received from any constituent within 15 days, the REA will be treated as correct and closed.

अनुलग्नक - यथोपरि।
Encl.: As above.

भवदीय
Yours faithfully,


13/08/2018
(सोवरन सिंह)

(Sovaran Singh)
कार्यपालक अभियंता
Executive Engineer

Northern Regional Power Committee
Final REA for the Month of OCTOBER, 2017

Table - A

Details of Plant Availability Factor (PAF) for CS Stations

Constituent	PAFM(%)	PAFY(%)
ANTA GPP	88.836	92.161
AURAIYA GPP	80.341	88.813
BAIRASIII. HEP	74.661	-
CHAMERA HEP	100.090	-
CHAMERA-II HEP	101.215	-
CHAMERA-III HEP	101.215	-
DADRI GPP	90.455	90.436
DADRI TPS	73.373	87.958
DADRI-II TPS	73.243	90.348
DHAULIGANGA HEP	101.215	-
DULHASTI HEP	101.178	-
IGSTPS-JHAJJAR	60.132	76.724
KOLDAM HEP	100.000	-
KOTESHWAR	40.143	-
NATHPA JHAKRI HEP	99.239	-
PARBATI-III	74.031	-
RAMPUR HEP	100.025	-
RIHAND STPS	98.117	93.731
RIHAND-II STPS	100.000	86.348
RIHAND-III STPS	100.000	91.671
SEWA-II HEP	100.000	-
SINGRAULI STPS	89.399	90.303
SALAL HEP	66.821	-
TEHRI HEP	99.256	-
TANAKPUR HEP	89.098	-
UNCHAHAAR-I TPS	59.006	89.919
UNCHAHAAR-II TPS	84.139	97.480
UNCHAHAAR-III TPS	96.709	98.965
UNCHAHAAR-IV TPS	81.487	76.402
URI HEP	51.424	-
URI-II HEP	66.535	-

Northern Regional Power Committee
Final REA for the Month of OCTOBER, 2017

Table - C1

WT. AVG. ENTITLEMENTS OF UTILITIES FOR THE MONTH IN CS STATIONS BASED ON GOI ORDERS(%)

Station	BANGLADESH	CHANDIGARH	DELHI	HIMACHAL PRADESH	HARYANA	J & K	ORISSA	PUNJAB	PG-AGRA	PG-BALLIA	PG-BHWADI	PG-DADRI	PG-KURUKSHETRA	PG-RIHAND	RAJASTHAN	RAILWAYS	UTTARAKHAND	UTTAR PRADESH
ANTA GPP	0.000	2.482	10.500	3.580	5.730	13.096	0.000	15.043	0.000	0.000	0.000	0.000	0.000	0.000	19.810	0.000	5.852	23.907
AURAIYA GPP	0.000	1.642	10.860	3.320	5.880	10.923	0.000	14.833	0.000	0.000	0.000	0.000	0.000	0.000	9.200	4.530	5.262	33.550
BAJRA-SIUL HEP	0.000	0.000	11.000	12.000	30.500	0.000	0	46.500	0.000	0.000	0.000	0.000	0.000	0.000	0.000	0.000	0.000	0.000
CEAMERA HEP	0.000	3.900	7.900	14.900	15.800	3.900	0	10.200	0.000	0.000	0.000	0.000	0.000	0.000	19.600	0.000	3.530	20.270
CEAMERA-II HEP	0.000	2.212	13.330	15.670	5.670	13.728	0.000	14.013	0.000	0.000	0.000	0.000	0.000	0.000	9.670	0.000	2.472	23.235
CEAMERA-III HEP	0.000	1.886	12.734	13.000	8.738	13.072	0.000	11.197	0.000	0.000	0.000	0.000	0.000	0.000	10.914	0.000	6.167	22.292
DADRI GPP	0.000	1.210	10.960	3.010	4.940	9.633	0.000	17.462	0.000	0.000	0.000	0.100	0.000	0.000	9.280	8.430	4.372	30.603
DADRI SOLAR	0	0	0	0	0	0	100.000	0	0	0	0	0	0	0	0	0	0	0
DADRI TPS	0.000	0.000	90.000	0.000	0.000	0.000	0	0.000	0.000	0.000	0.000	0.000	0.000	0.000	0.000	0.000	0.000	10.000
DADRI-II TPS	1.020	0.204	74.516	0.210	0.000	0.976	0	1.049	0.255	0.103	0.103	0.000	0.278	0.000	7.313	0.000	0.325	13.648
DHAULIGANGA HEP	0.000	2.002	13.210	3.570	5.710	12.245	0	13.343	0.000	0.000	0.000	0.000	0.000	0.000	9.650	0.000	18.123	22.147
DULHASTI HEP	0.000	1.752	12.830	0.000	5.470	27.325	0	11.623	0.000	0.000	0.000	0.000	0.000	0.000	10.880	0.000	6.163	23.957
IGSTPS-JHAJAR	0.000	0.650	46.200	0.000	46.200	3.131	0.000	1.692	0.000	0.000	0.000	0.000	0.000	0.000	0.000	0.000	1.042	1.085
KOLDAM HEP	0.000	1.390	0.000	28.000	9.810	13.963	0	9.280	0.000	0.000	0.000	0.000	0.000	0.000	10.730	0.000	6.932	19.895
KOTESHWAR	0.000	1.210	9.860	0.000	4.210	8.585	0	8.563	0.000	0.000	0.000	0.000	0.000	0.000	8.360	0.000	19.030	40.182
NAPP	0.000	2.390	10.680	3.180	6.360	13.478	0	14.833	0.000	0.000	0.000	0.000	0.000	0.000	10.000	0.000	5.692	33.387
NATHPA JHAKRI HEP	0.000	1.382	9.470	36.470	4.270	11.083	0	12.342	0.000	0.000	0.000	0.000	0.000	0.000	7.470	0.000	1.362	16.151
PARBATI-III	0.000	1.882	12.730	13.000	8.740	13.075	0	11.203	0.000	0.000	0.000	0.000	0.000	0.000	10.910	0.000	6.163	22.297
R/PPB	0.000	0.663	0.000	0.000	12.889	7.950	0	24.664	0.000	0.000	0.000	0.000	0.000	0.000	35.787	0.000	0.000	18.107
R/PPC	0.000	2.091	12.690	3.400	5.670	14.614	0	14.089	0.000	0.000	0.000	0.000	0.000	0.000	19.940	0.000	5.660	21.846
RAMPUR HEP	0.000	0.782	0.000	41.910	4.150	10.882	0	7.653	0.000	0.000	0.000	0.000	0.000	0.000	7.720	0.000	11.832	15.071
RUHAND STPS	2.500	1.184	10.000	3.690	6.500	7.882	0	11.948	0.000	0.000	0.000	0.000	0.000	0.080	16.122	0.000	4.224	35.870
RUHAND-II STPS	1.500	0.998	12.600	3.510	5.700	10.360	0	11.230	0.000	0.000	0.000	0.000	0.000	0.000	17.201	0.000	3.722	33.179

Northern Regional Power Committee
Final REA for the Month of OCTOBER, 2017

Table - D2

Energy Scheduled To the Beneficiaries from CS Hydro Stations

(All Figs in LUs)

CS Station	State Utilities	Scheduled Energy	Free Energy (Included in Schedule)
NATHPA JHAKRI HEP :-			
	CHANDIGARH	62.461275	
	DELHI	319.252675	
	HARYANA	192.959350	
	HIMACHAL PRADESH	1648.072825	547.365773
	J & K	500.883425	
	PUNJAB	557.737925	
	RAJASTHAN	337.581750	
	URS_NR	114.942750	
	UTTAR PRADESH	729.799125	
	UTTARAKHAND	61.561225	
TOTAL NATHPA JHAKRI HEP		4525.252325	
PARBATI-III :-			
	CHANDIGARH	6.670000	
	DELHI	45.112250	
	HARYANA	30.974900	
	HIMACHAL PRADESH	46.072000	46.072000
	J & K	46.345250	
	PUNJAB	39.708975	
	RAJASTHAN	38.665375	
	UTTAR PRADESH	79.005775	
	UTTARAKHAND	21.845475	
TOTAL PARBATI-III		354.400000	
RAMPUR HEP :-			
	CHANDIGARH	9.848175	
	HARYANA	52.236000	
	HIMACHAL PRADESH	527.635375	171.561346
	J & K	137.003850	
	PUNJAB	96.366600	
	RAJASTHAN	97.208325	
	UTTAR PRADESH	189.721000	
	UTTARAKHAND	148.960675	
TOTAL RAMPUR HEP		1258.980000	



सत्यमेव जयते

भारत सरकार
Government of India
विद्युत मंत्रालय
Ministry of Power
उत्तर क्षेत्रीय विद्युत समिति
Northern Regional Power Committee

सं. उधेविम/वाणिज्यिक/201/श्रे.ऊ.ले./2018/ 12260-98

दिनांक: 24, अक्टूबर, 2018

No. NRPC/Comml/201/ REA/ 2018/

Dated: 24, October, 2018

सेवामें,

To,

संलग्न सूची के अनुसार
As per list enclosed

विषय : माह नवम्बर 2017 से मार्च 2018 के अंतिम क्षेत्रीय ऊर्जा लेखा में संशोधन।

Subject – Amendment in Final REA for the month of November 2017 to March 2018.

महोदय/Sir,

This is in reference to Final REAs for the month of November 2017 to March 2018 issued by this office.

CERC vide its order in petition no. 74/MP/2018 dated 11.07.2018 had directed NRLDC to revise the DC of NJHPS & RHPS from the date of implementation of Fifth Amendment to the Grid Code. Accordingly, NRLDC submitted the revised verified DC of these plants vide their letter dated 10.10.2018.

The revised PAFM of NJHPS & RHPS on account of the revised DC data received, is enclosed herewith.

Month	Station	PAFM as per final REA (%)	Revised PAFM (%)
Nov-17	NATHPA JHAKRI HEP	100.968%	104.288%
	RAMPUR HEP	101.581%	104.336%
Dec-17	NATHPA JHAKRI HEP	100.000%	108.300%
	RAMPUR HEP	101.496%	108.365%
Jan-18	NATHPA JHAKRI HEP	93.849%	100.529%
	RAMPUR HEP	91.020%	97.485%
Feb-18	NATHPA JHAKRI HEP	91.712%	98.142%
	RAMPUR HEP	88.686%	94.299%
Mar-18	NATHPA JHAKRI HEP	99.864%	107.745%
	RAMPUR HEP	94.864%	100.694%

भवदीय

Yours faithfully,

(आर.पी.प्रधान)

(R.P.Pradhan)

अधीक्षण अभियंता

Superintending Engineer



सत्यमेव जयते

भारत सरकार

Government of India

विद्युत मंत्रालय

Ministry of Power

उत्तर क्षेत्रीय विद्युत समिति

Northern Regional Power Committee

सं. उक्षेविस/वाणिज्यिक/201/क्षे.ऊ.ले./2018/ 9433 - 9471
No. NRPC/Comml/201/ REA/ 2018/

दिनांक: 13 अगस्त, 2018
Dated: 13th August, 2018

सेवा में,
To,

संलग्न सूची के अनुसार
As per list enclosed

विषय : माह नवम्बर 2017 का अंतिम क्षेत्रीय ऊर्जा लेखा ।
Subject -Final REA for the month of November 2017.

महोदय/Sir,

माह नवम्बर 2017 का अंतिम क्षेत्रीय ऊर्जा लेखा की एक प्रति इस पत्र के साथ संलग्न कर आपको आवश्यक कार्यवाही हेतु प्रेषित की जा रही है (प्रति हमारी वेबसाइट www.nrpc.gov.in पर भी उपलब्ध है)। उत्तरी क्षेत्र के सभी घटकों से अनुरोध है कि यदि इस लेखा में कोई त्रुटि हो, तो उसे इस लेखा के जारी होने के 15 दिन के भीतर इस कार्यालय को सूचित करें। यदि 15 दिन के भीतर इस संबंध में किसी भी घटक से कोई सूचना नहीं प्राप्त होती है, तो इस लेखा को सही मान कर उसे पूर्णतया अंतिम समझा जायेगा।

Please find enclosed a copy of Final Regional Energy Account (REA) for the month of November 2017 (also available on www.nrpc.gov.in) for further necessary action. The constituents are requested to intimate the discrepancy / error, if any, within 15 days from the date of issue of this REA. In case no such communication is received from any constituent within 15 days, the REA will be treated as correct and closed.

अनुलग्नक - यथोपरि।
Encl.: As above.

भवदीय

Yours faithfully,

सोवरन सिंह
13/08/2018
(सोवरन सिंह)

(Sovaran Singh)

कार्यपालक अभियंता
Executive Engineer

Northern Regional Power Committee
Final REA for the Month of NOVEMBER, 2017

Table - A
Details of Plant Availability Factor (PAF) for CS Stations

Constituent	PAFM(%)	PAFY(%)
ANTA GPP	99.012	93.003
AURAIYA GPP	97.707	89.906
DAIRASIUL IIEP	76.145	-
CHAMERA HEP	100.090	-
CHAMERA-II HEP	85.751	-
CHAMERA-III HEP	99.696	-
DADRI GPP	98.954	91.484
DADRI TPS	100.000	89.438
DADRI-II TPS	100.005	91.535
DHAULIGANGA HEP	90.531	-
DULHASTI HEP	101.215	-
IGSTPS-JHAJJAR	70.899	76.008
KOLDAM HEP	100.000	-
KOTESHWAR	27.638	-
NATHPA JHAKRI HEP	100.968	-
PARBATI-III	42.120	-
RAMPUR HEP	101.581	-
RIHAND STPS	98.857	94.361
RIHAND-II STPS	99.242	87.933
RIHAND-III STPS	100.000	92.695
SEWA-II HEP	84.815	-
SINGRAULI STPS	76.420	88.596
SALAL HEP	53.384	-
TEHRI HEP	99.498	-
TANAKPUR HEP	65.931	-
UNCHAHAAR-I TPS	45.754	84.489
UNCHAHAAR-II TPS	92.149	96.825
UNCHAHAAR-III TPS	98.533	98.912
UNCHAHAAR-IV TPS	1.735	40.478
URI HEP	44.937	-
URI-II HEP	62.480	-

Northern Regional Power Committee
Final REA for the Month of NOVEMBER, 2017

Table - C1

WT. AVG. ENTITLEMENTS OF UTILITIES FOR THE MONTH IN CS STATIONS BASED ON GOI ORDERS(%)

Station	BANGLADESH	CHANDIGARH	DELHI	HIMACHAL PRADESH	HARYANA	J & K	ORISSA	PUNJAB	PG-AGRA	PG-BALLIA	PG-BHWADI	PG-DADRI	PG-KURUKSHETRA	PG-RIHAND	RAJASTHAN	RAILWAYS	UTTARAKHAND	UTTAR PRADESH
ANTA GPP	0.000	2.480	10.500	3.580	5.730	13.872	0.000	14.258	0.000	0.000	0.000	0.000	0.000	0.000	19.810	0.000	5.850	23.920
AURAIYA GPP	0.000	1.640	10.860	3.320	5.880	11.459	0.000	14.291	0.000	0.000	0.000	0.000	0.000	0.000	9.200	4.530	5.260	33.560
BAIRASUUL HEP	0.000	0.000	11.000	12.000	30.500	0.000	0	46.503	0.000	0.000	0.000	0.000	0.000	0.000	0.000	0.000	0.000	0.000
CHAMERA HEP	0.000	3.900	7.900	14.900	15.800	3.900	0	10.209	0.000	0.000	0.000	0.000	0.000	0.000	19.600	0.000	3.530	20.270
CHAMERA-II HEP	0.000	2.210	13.330	15.670	5.670	14.656	0.000	13.074	0.000	0.000	0.000	0.000	0.000	0.000	9.670	0.000	2.470	23.250
CHAMERA-III HEP	0.000	1.885	12.734	13.000	8.738	13.845	0.000	10.415	0.000	0.000	0.000	0.000	0.000	0.000	10.914	0.000	6.165	22.304
DADRI GPP	0.000	1.210	10.960	3.010	4.940	9.994	0.000	17.096	0.000	0.000	0.000	0.100	0.000	0.000	9.280	8.430	4.370	30.610
DADRI SOLAR	0	0	0	0	0	0	100.000	0	0	0	0	0	0	0	0	0	0	0
DADRI TPS	0.000	0.000	90.000	0.000	0.000	0.000	0	0.000	0.000	0.000	0.000	0.000	0.000	0.000	0.000	0.000	0.000	10.000
DADRI-II TPS	1.020	0.147	74.516	0.210	0.000	0.771	0	0.836	0.255	0.103	0.103	0.000	0.278	0.000	7.866	0.000	0.235	13.660
DHAULGANGA HEP	0.000	2.000	13.210	3.570	5.710	13.019	0	12.561	0.000	0.000	0.000	0.000	0.000	0.000	9.650	0.000	18.120	22.160
DULHASTI HEP	0.000	1.750	12.830	0.000	5.470	28.099	0	10.841	0.000	0.000	0.000	0.000	0.000	0.000	10.880	0.000	6.160	23.970
IGSTPS-JHAJAR	0.000	0.650	46.200	0.000	46.200	3.524	0.000	1.296	0.000	0.000	0.000	0.000	0.000	0.000	9.000	0.000	1.040	1.090
KOLDAM HEP	0.000	1.390	0.000	28.000	9.810	14.322	0	8.918	0.000	0.000	0.000	0.000	0.000	0.000	10.730	0.000	6.930	19.900
KOTESHWAR	0.000	1.210	9.860	0.000	4.210	9.093	0	8.047	0.000	0.000	0.000	0.000	0.000	0.000	8.360	0.000	19.030	40.190
NAPP	0.000	2.390	10.680	3.180	6.360	14.226	0	14.074	0.000	0.000	0.000	0.000	0.000	0.000	10.000	0.000	5.690	33.400
NATHPA JHAKRI HEP	0.000	1.380	9.470	36.470	4.270	11.596	0	11.824	0.000	0.000	0.000	0.000	0.000	0.000	7.470	0.000	1.360	16.160
PARBATI-III	0.000	1.880	12.730	13.000	8.740	13.849	0	10.421	0.000	0.000	0.000	0.000	0.000	0.000	10.910	0.000	6.160	22.310
RAPPB	0.000	0.663	0.000	0.000	12.889	7.950	0	24.604	0.000	0.000	0.000	0.000	0.000	0.000	35.787	0.000	0.000	18.107
RAPPC	0.000	1.960	12.690	3.400	5.670	16.269	0	12.971	0.000	0.000	0.000	0.000	0.000	0.000	19.940	0.000	5.450	21.650
RAMPUR HEP	0.000	0.780	0.000	41.910	4.150	11.354	0	7.176	0.000	0.000	0.000	0.000	0.000	0.000	7.720	0.000	11.830	15.080
RIHAND STPS	2.500	1.132	10.000	3.690	6.500	7.698	0	11.755	0.000	0.000	0.000	0.000	0.000	0.080	16.622	0.000	4.143	35.880
RIHAND-II STPS	1.500	0.947	12.600	3.510	5.700	10.161	0	11.021	0.000	0.000	0.000	0.000	0.000	0.000	17.742	0.000	3.629	33.190

Northern Regional Power Committee
Final REA for the Month of NOVEMBER, 2017

Table - D2

Energy Scheduled To the Beneficiaries from CS Hydro Stations

(All Figs in LUs)

CS Station	State Utilities	Scheduled Energy	Free Energy (Included in Schedule)
NATHPA JHAKRI HEP :-			
	CHANDIGARH	40.053575	
	DELHI	205.034525	
	HARYANA	123.928075	
	HIMACHAL PRADESH	1058.464825	353.611908
	J & K	334.862125	
	PUNJAB	344.857600	
	RAJASTHAN	216.805125	
	URS NR	66.157875	
	UTTAR PRADESH	469.007000	
	UTTARAKHAND	39.474850	
TOTAL NATHPA JHAKRI HEP		2898.645575	
PARBATI-III :-			
	CHANDIGARH	3.659875	
	DELHI	24.780150	
	HARYANA	17.014275	
	HIMACHAL PRADESH	25.304175	25.304175
	J & K	26.661225	
	PUNJAB	20.578850	
	RAJASTHAN	21.232625	
	UTTAR PRADESH	43.427300	
	UTTARAKHAND	11.989025	
TOTAL PARBATI-III		194.647500	
RAMPUR HEP :-			
	CHANDIGARH	6.296825	
	HARYANA	33.501825	
	HIMACHAL PRADESH	338.366650	107.550187
	J & K	91.255350	
	PUNJAB	58.353025	
	RAJASTHAN	62.332175	
	UTTAR PRADESH	121.747500	
	UTTARAKHAND	95.509150	
TOTAL RAMPUR HEP		807.362500	



भारत सरकार
Government of India
विद्युत मंत्रालय
Ministry of Power
उत्तर क्षेत्रीय विद्युत समिति
Northern Regional Power Committee

नं. उद्योगिता/वाणिज्यिक/201/क्ष.ऊ.ले./2018/ 12260 - 98
No. NRPC/Comm/201/ REA/ 2018/

दिनांक: 24, अक्टूबर, 2018
Dated: 24, October, 2018

सेवामें,

To,

संलग्न सूची के अनुसार
As per list enclosed

विषय : माह नवम्बर 2017 से मार्च 2018 के अंतिम क्षेत्रीय ऊर्जा लेखा में संशोधन।

Subject – Amendment in Final REA for the month of November 2017 to March 2018.

महोदय/Sir,

This is in reference to Final REAs for the month of November 2017 to March 2018 issued by this office.

CERC vide its order in petition no. 74/MP/2018 dated 11.07.2018 had directed NRLDC to revise the DC of NJHPS & RHPS from the date of implementation of Fifth Amendment to the Grid Code. Accordingly, NRLDC submitted the revised verified DC of these plants vide their letter dated 10.10.2018.

The revised PAFM of NJHPS & RHPS on account of the revised DC data received, is enclosed herewith.

Month	Station	PAFM as per final REA (%)	Revised PAFM (%)
Nov-17	NATHPA JHAKRI HEP	100.968%	104.288%
	RAMPUR HEP	101.581%	104.336%
Dec-17	NATHPA JHAKRI HEP	100.000%	108.300%
	RAMPUR HEP	101.496%	108.365%
Jan-18	NATHPA JHAKRI HEP	93.849%	100.529%
	RAMPUR HEP	91.020%	97.485%
Feb-18	NATHPA JHAKRI HEP	91.712%	98.142%
	RAMPUR HEP	88.686%	94.299%
Mar-18	NATHPA JHAKRI HEP	99.864%	107.745%
	RAMPUR HEP	94.864%	100.694%

भवदीय

Yours faithfully,

(आर.पी.प्रधान)

(R.P.Pradhan)

अधीक्षण अभियंता

Superintending Engineer



सत्यमेव जयते

भारत सरकार

Government of India

विद्युत मंत्रालय

Ministry of Power

उत्तर क्षेत्रीय विद्युत समिति

Northern Regional Power Committee

सं. उधेविस/वाणिज्यिक/201/क्षे.ऊ.ले./2018/ 9394 - 9432

No. NRPC/Comml/201/ REA/ 2018/

दिनांक: 13 अगस्त, 2018

Dated: 13th August, 2018

सेवा में,

To,

संलग्न सूची के अनुसार
As per list enclosed

विषय : माह दिसम्बर 2017 का अंतिम क्षेत्रीय ऊर्जा लेखा ।

Subject –Final REA for the month of December 2017.

महोदय/Sir,

माह दिसम्बर 2017 का अंतिम क्षेत्रीय ऊर्जा लेखा की एक प्रति इस पत्र के साथ संलग्न कर आपको आवश्यक कार्यवाही हेतु प्रेषित की जा रही है (प्रति हमारी वेबसाइट www.nrpc.gov.in पर भी उपलब्ध है)। उत्तरी क्षेत्र के सभी घटकों से अनुरोध है कि यदि इस लेखा में कोई त्रुटि हो, तो उसे इस लेखा के जारी होने के 15 दिन के भीतर इस कार्यालय को सूचित करें। यदि 15 दिन के भीतर इस संबंध में किसी भी घटक से कोई सूचना नहीं प्राप्त होती है, तो इस लेखा को सही मान कर उसे पूर्णतया अंतिम समझा जायेगा।

Please find enclosed a copy of Final Regional Energy Account (REA) for the month of December 2017 (also available on www.nrpc.gov.in) for further necessary action. The constituents are requested to intimate the discrepancy / error, if any, within 15 days from the date of issue of this REA. In case no such communication is received from any constituent within 15 days, the REA will be treated as correct and closed.

अनुलग्नक – यथोपरि।

Encl.: As above.

भवदीय

Yours faithfully,

(सोवरन सिंह)

(सोवरन सिंह)

13/08/2018

(Sovaran Singh)

कार्यपालक अभियंता

Executive Engineer

Northern Regional Power Committee
Final REA for the Month of DECEMBER, 2017

Table - A
Details of Plant Availability Factor (PAF) for CS Stations

Constituent	PAFM(%)	PAFY(%)
ANTA GPP	100.487	93.847
AURAIYA GPP	97.212	90.730
BAIRASIUL HEP	66.943	-
CHAMERA HEP	83.363	-
CHAMERA-II HEP	70.724	-
CHAMERA-III HEP	100.329	-
DADRI GPP	100.688	92.521
DADRI TPS	98.990	90.515
DADRI-II TPS	94.702	91.892
DHAULIGANGA HEP	78.295	-
DULHASTI HEP	84.173	-
IGSTPS-JHAJJAR	84.479	76.963
KOLDAM HEP	100.000	-
KOTESHWAR	61.027	-
NATHPA JHAKRI HEP	100.000	-
PARBATI-III	30.408	-
RAMPUR HEP	101.496	-
RIHAND STPS	94.135	94.336
RIHAND-II STPS	99.996	89.293
RIHAND-III STPS	92.890	92.717
SEWA-II HEP	76.882	-
SINGRAULI STPS	77.341	87.327
SALAL HEP	51.473	-
TEHRI HEP	98.496	-
TANAKPUR HEP	47.942	-
UNCHAHAAR-I TPS	90.184	85.131
UNCHAHAAR-II TPS	84.485	95.434
UNCHAHAAR-III TPS	100.471	99.088
UNCHAHAAR-IV TPS	0.000	27.119
URI HEP	51.015	-
URI-II HEP	44.928	-

Northern Regional Power Committee
Final REA for the Month of DECEMBER, 2017

Table - C1

WT. AVG. ENTITLEMENTS OF UTILITIES FOR THE MONTH IN CS STATIONS BASED ON GOI ORDERS(%)

Station	BANGLADESH	CHANDIGARH	DELHI	HIMACHAL PRADESH	HARYANA	J & K	ORISSA	PUNJAB	PG-AGRA	PG-BALLIA	PG-BHWADI	PG-DADRI	PG-KURUKSHETRA	PG-RIHAND	RAJASTHAN	RAILWAYS	UTTARAKHAND	UTTAR PRADESH
ANTA_GPP	0.000	2.481	10.500	3.580	5.730	16.445	0.000	11.690	0.000	0.000	0.000	0.000	0.000	0.000	19.810	0.000	5.851	23.913
AURAIYA_GPP	0.000	1.666	10.860	3.320	5.880	13.420	0.000	12.520	0.000	0.000	0.000	0.000	0.000	0.000	9.200	4.238	5.301	33.595
BAIRASUUL_HEP	0.000	0.000	11.000	12.000	30.500	0.000	0	46.500	0.000	0.000	0.000	0.000	0.000	0.000	0.000	0.000	0.000	0.000
CHAMERA_HEP	0.000	3.900	7.900	14.900	15.800	3.900	0	10.200	0.000	0.000	0.000	0.000	0.000	0.000	19.600	0.000	3.530	20.270
CHAMERA-II_HEP	0.000	2.211	13.330	15.670	5.670	17.736	0.000	10.000	0.000	0.000	0.000	0.000	0.000	0.000	9.670	0.000	2.471	23.242
CHAMERA-III_HEP	0.000	1.886	12.734	13.000	8.738	16.409	0.000	7.855	0.000	0.000	0.000	0.000	0.000	0.000	10.914	0.000	6.166	22.297
DADRI_GPP	0.000	1.257	10.960	3.010	4.940	11.540	0.000	15.900	0.000	0.000	0.000	0.100	0.000	0.000	9.280	7.886	4.445	30.682
DADRI SOLAR	0	0	0	0	0	0	100.000	0	0	0	0	0	0	0	0	0	0	0
DADRI TPS	0.000	0.000	90.000	0.000	0.000	0.000	0	0.000	0.000	0.000	0.000	0.000	0.000	0.000	0.000	0.000	0.000	10.000
DADRI-II TPS	1.020	0.029	74.516	0.210	0.000	0.220	0	0.520	0.255	0.103	0.103	0.000	0.278	0.000	3.851	0.000	0.047	13.848
DHAULI-GANGA_HEP	0.000	2.001	13.210	3.570	5.710	15.585	0	10.000	0.000	0.000	0.000	0.000	0.000	0.000	9.650	0.000	18.121	22.153
DULHASTI_HEP	0.000	1.751	12.830	0.000	5.470	30.664	0	8.280	0.000	0.000	0.000	0.000	0.000	0.000	10.880	0.000	6.161	23.964
IGSTPS-JHAJAR	0.000	0.651	46.200	0.000	46.200	4.821	0.000	0.000	0.000	0.000	0.000	0.000	0.000	0.000	0.000	0.000	1.041	1.087
KO-DAM_HEP	0.000	1.390	0.000	28.000	9.810	15.512	0	7.730	0.000	0.000	0.000	0.000	0.000	0.000	0.000	0.000	6.931	19.897
KOTESHWAR	0.000	1.210	9.860	0.000	4.210	10.784	0	6.360	0.000	0.000	0.000	0.000	0.000	0.000	3.360	0.000	19.031	40.185
NAP	0.000	2.391	10.680	3.180	6.360	16.715	0	11.590	0.000	0.000	0.000	0.000	0.000	0.000	10.000	0.000	5.691	33.393
NATHPA_JHAKRI_HEP	0.000	1.381	9.470	36.470	4.270	13.293	0	10.130	0.000	0.000	0.000	0.000	0.000	0.000	7.470	0.000	1.361	16.155
PARBATI-III	0.000	1.881	12.730	13.000	8.740	16.415	0	7.860	0.000	0.000	0.000	0.000	0.000	0.000	13.910	0.000	6.161	22.303
RAPPE	0.000	0.663	0.000	0.000	12.889	7.950	0	24.604	0.000	0.000	0.000	0.000	0.000	0.000	35.787	0.000	0.000	18.107
RAPPC	0.000	1.961	12.690	3.400	5.670	18.835	0	10.410	0.000	0.000	0.000	0.000	0.000	0.000	19.940	0.000	5.451	21.643
RAMPUR_HEP	0.000	0.781	0.000	41.910	4.150	12.913	0	5.620	0.000	0.000	0.000	0.000	0.000	0.000	7.720	0.000	11.831	15.075
RJE-AND STPS	2.500	1.023	10.000	3.690	6.500	7.202	0	11.470	0.000	0.000	0.000	0.000	0.000	0.080	17.502	0.000	3.975	36.058
RJE-AND-II STPS	1.500	0.833	12.600	3.510	5.700	9.614	0	10.710	0.000	0.000	0.000	0.000	0.000	0.000	18.700	0.000	3.445	33.388

Northern Regional Power Committee
Final REA for the Month of DECEMBER, 2017

Table - D2

Energy Scheduled To the Beneficiaries from CS Hydro Stations

(All Figs in LUs)

CS Station	State Utilities	Scheduled Energy	Free Energy (Included in Schedule)
NATHPA JHAKRI HEP :-			
	CHANDIGARH	32.333850	
	DELHI	165.459975	
	HARYANA	100.007425	
	HIMACHAL PRADESH	854.157800	287.170662
	J & K	311.327075	
	PUNJAB	237.254200	
	RAJASTHAN	174.951850	
	URS NR	54.589475	
	UTTAR PRADESH	378.387950	
	UTTARAKHAND	31.864325	
TOTAL NATHPA JHAKRI HEP		2340.333925	
PARBATI-III :-			
	CHANDIGARH	2.750150	
	DELHI	18.602200	
	HARYANA	12.772325	
	HIMACHAL PRADESH	18.994800	18.994800
	J & K	23.980750	
	PUNJAB	11.484000	
	RAJASTHAN	15.939275	
	UTTAR PRADESH	32.585600	
	UTTARAKHAND	9.005900	
TOTAL PARBATI-III		146.115000	
RAMPUR HEP :-			
	CHANDIGARH	5.101925	
	HARYANA	27.120400	
	HIMACHAL PRADESH	273.903700	86.323293
	J & K	84.390825	
	PUNJAB	36.733325	
	RAJASTHAN	50.455450	
	UTTAR PRADESH	98.532750	
	UTTARAKHAND	77.321625	
TOTAL RAMPUR HEP		653.560000	



भारत सरकार

Government of India

विद्युत मंत्रालय

Ministry of Power

उत्तर क्षेत्रीय विद्युत समिति

Northern Regional Power Committee

सं. उक्षेविन/वाणिज्यिक/201/क्षे.ऊ.ले./2018/ 12260-98

दिनांक: 24, अक्टूबर, 2018

No. NRPC/Comm/201/ REA/ 2018/

Dated: 24, October, 2018

सेवामें,

To,

संलग्न सूची के अनुसार

As per list enclosed

विषय : माह नवम्बर 2017 से मार्च 2018 के अंतिम क्षेत्रीय ऊर्जा लेखा में संशोधन।

Subject – Amendment in Final REA for the month of November 2017 to March 2018.

महोदय/Sir,

This is in reference to Final REAs for the month of November 2017 to March 2018 issued by this office.

CERC vide its order in petition no. 74/MP/2018 dated 11.07.2018 had directed NRLDC to revise the DC of NJHPS & RHPS from the date of implementation of Fifth Amendment to the Grid Code. Accordingly, NRLDC submitted the revised verified DC of these plants vide their letter dated 10.10.2018.

The revised PAFM of NJHPS & RHPS on account of the revised DC data received, is enclosed herewith.

Month	Station	PAFM as per final REA (%)	Revised PAFM (%)
Nov-17	NATHPA JHAKRI HEP	100.968%	104.288%
	RAMPUR HEP	101.581%	104.336%
Dec-17	NATHPA JHAKRI HEP	100.000%	108.300%
	RAMPUR HEP	101.496%	108.365%
Jan-18	NATHPA JHAKRI HEP	93.849%	100.529%
	RAMPUR HEP	91.020%	97.485%
Feb-18	NATHPA JHAKRI HEP	91.712%	98.142%
	RAMPUR HEP	88.686%	94.299%
Mar-18	NATHPA JHAKRI HEP	99.864%	107.745%
	RAMPUR HEP	94.864%	100.694%

भवदीय

Yours faithfully,

(आर.पी.प्रधान)

(R.P.Pradhan)

अधीक्षण अभियंता

Superintending Engineer



सत्यमेव जयते

भारत सरकार

Government of India

विद्युत मंत्रालय

Ministry of Power

उत्तर क्षेत्रीय विद्युत समिति

Northern Regional Power Committee

सं. उधेविस/वाणिज्यिक/201/क्षे.ऊ.ले./2018/9316 - 9354
No. NRPC/Comml/201/ REA/ 2018/

दिनांक: 13 अगस्त, 2018
Dated: 13th August, 2018

सेवा में,
To,

संलग्न सूची के अनुसार
As per list enclosed

विषय : माह जनवरी 2018 का अंतिम क्षेत्रीय ऊर्जा लेखा ।
Subject –Final REA for the month of January 2018.

महोदय/Sir,

माह जनवरी 2018 का अंतिम क्षेत्रीय ऊर्जा लेखा की एक प्रति इस पत्र के साथ संलग्न कर आपको आवश्यक कार्यवाही हेतु प्रेषित की जा रही है (प्रति हमारी वेबसाइट www.nrpc.gov.in पर भी उपलब्ध है)। उत्तरी क्षेत्र के सभी घटकों से अनुरोध है कि यदि इस लेखा में कोई त्रुटि हो, तो उसे इस लेखा के जारी होने के 15 दिन के भीतर इस कार्यालय को सूचित करें। यदि 15 दिन के भीतर इस संबंध में किसी भी घटक से कोई सूचना नहीं प्राप्त होती है, तो इस लेखा को सही मान कर उसे पूर्णतया अंतिम समझा जायेगा।

Please find enclosed a copy of Final Regional Energy Account (REA) for the month of January 2018 (also available on www.nrpc.gov.in) for further necessary action. The constituents are requested to intimate the discrepancy / error, if any, within 15 days from the date of issue of this REA. In case no such communication is received from any constituent within 15 days, the REA will be treated as correct and closed.

अनुलग्नक – यथोपरि।
Encl.: As above.

भवदीय
Yours faithfully,

सोवरन सिंह
13/08/2018

(सोवरन सिंह)
(Sovaran Singh)
कार्यपालक अभियंता
Executive Engineer

Northern Regional Power Committee

Final REA for the Month of JANUARY, 2018

Table - A

Details of Plant Availability Factor (PAF) for CS Stations

Constituent	PAFM(%)	PAFY(%)
ANTA GPP	102.843	94.758
AURAIYA GPP	99.910	91.660
BAIRASIUL HEP	66.459	-
CHAMERA HEP	90.860	-
CHAMERA-II HEP	99.417	-
CHAMERA-III HEP	74.419	-
DADRI GPP	103.362	93.619
DADRI TPS	97.321	91.205
DADRI-II TPS	99.706	92.684
DHAULIGANGA HEP	99.532	-
DULHASTI HEP	74.603	-
IGSTPS-JHAJJAR	62.551	75.503
KOLDAM HEP	96.371	-
KOTESHWAR	87.700	-
NATHPA JHAKRI HEP	93.849	-
PARBATI-III	24.003	-
RAMPUR HEP	91.020	-
RIHAND STPS	92.840	94.184
RIHAND-II STPS	100.022	90.380
RIHAND-III STPS	100.000	93.455
SEWA-II HEP	100.000	-
SINGRAULI STPS	87.562	87.351
SALAL HEP	47.199	-
TEHRI HEP	96.694	-
TANAKPUR HEP	34.313	-
UNCHAHAAR-I TPS	92.452	85.873
UNCHAHAAR-II TPS	99.727	95.869
UNCHAHAAR-III TPS	100.471	99.228
UNCHAHAAR-IV TPS	0.000	20.420
URI HEP	48.691	-
URI-II HEP	49.360	-

Northern Regional Power Committee
Final REA for the Month of JANUARY, 2018

Table - C1

WT. AVG. ENTITLEMENTS OF UTILITIES FOR THE MONTH IN CS STATIONS BASED ON GOI ORDERS(%)

Station	BANGLADESH	CHANDIGARH	DELHI	HIMACHAL PRADESH	HARYANA	J & K	ORISSA	PUNJAB	PG-AGRA	PG-BALLIA	PG-BHIVADI	PG-DADRI	PG-KURUKSHETRA	PG-RIHAND	KAJASTHAN	UTTARAKHAND	UTTAR PRADESH
ANTA GPP	0.000	2.490	10.500	3.580	5.730	16.510	0.000	11.690	0.000	0.000	0.000	0.000	0.000	0.000	19.810	5.870	23.820
AURAIYA GPP	0.000	2.040	10.860	3.320	5.880	16.170	0.000	12.520	0.000	0.000	0.000	0.000	0.000	0.000	9.200	5.900	34.110
BATASIUL HEP	0.000	0.000	11.000	12.000	30.500	0.000	0	46.500	0.000	0.000	0.000	0.000	0.000	0.000	0.000	0.000	0.000
CEAMERA HEP	0.000	3.900	7.900	14.900	15.800	3.900	0	10.200	0.000	0.000	0.000	0.000	0.000	0.000	19.600	3.530	20.270
CEAMERA-II HEP	0.000	2.220	13.330	15.670	5.670	17.830	0.000	10.000	0.000	0.000	0.000	0.000	0.000	0.000	9.670	2.480	23.130
CEAMERA-III HEP	0.000	1.895	12.734	13.000	8.738	16.478	0.000	7.856	0.000	0.000	0.000	0.000	0.000	0.000	10.914	6.181	22.204
DADRI GPP	0.000	1.940	10.960	3.010	4.940	16.610	0.000	15.900	0.000	0.000	0.000	0.100	0.000	0.000	9.280	5.540	31.720
DADRI SOLAR	0	0	0	0	0	0	100.000	0	0	0	0	0	0	0	0	0	0
DADRI TPS	0.000	0.000	90.000	0.000	0.000	0.000	0	0.000	0.000	0.000	0.000	0.000	0.000	0.000	0.000	0.000	10.000
DADRI-I TPS	1.020	0.034	74.516	0.210	0.000	0.255	0	0.520	0.255	0.103	0.103	0.000	0.278	0.000	8.871	0.055	13.780
DHAULIGANGA HEP	0.000	2.010	13.210	3.570	5.710	15.650	0	10.000	0.000	0.000	0.000	0.000	0.000	0.000	9.650	18.140	22.060
DULHASTI HEP	0.000	1.760	12.830	0.000	5.470	30.730	0	8.280	0.000	0.000	0.000	0.000	0.000	0.000	10.880	6.180	23.870
IGSTPS-JHAJJAR	0.000	0.660	46.200	0.000	46.200	4.850	0.000	0.000	0.000	0.000	0.000	0.000	0.000	0.000	0.000	1.050	1.040
KOLDAM HEP	0.000	1.390	0.000	28.000	9.810	15.540	0	7.730	0.000	0.000	0.000	0.000	0.000	0.000	10.730	6.940	19.860
KOTESHWAR	0.000	1.210	9.860	0.000	4.210	10.840	0	6.560	0.000	0.000	0.000	0.000	0.000	0.000	8.360	19.040	40.120
KISHANGANGA HEP	0.000	0.000	0.000	0.000	0.000	0.000	0	0.000	0.000	0.000	0.000	0.000	0.000	0.000	0.000	0.000	0.000
NAPP	0.000	2.400	10.680	3.180	6.360	16.780	0	11.590	0.000	0.000	0.000	0.000	0.000	0.000	10.000	5.710	33.300
NATHPA JHAKRI HEP	0.000	1.390	9.470	36.470	4.270	13.340	0	10.130	0.000	0.000	0.000	0.000	0.000	0.000	7.470	1.370	16.090
PARBATI-III	0.000	1.890	12.730	13.000	8.740	16.480	0	7.860	0.000	0.000	0.000	0.000	0.000	0.000	10.910	6.180	22.210
RAPT	0.000	0.663	0.000	0.000	12.889	7.950	0	24.604	0.000	0.000	0.000	0.000	0.000	0.000	35.787	0.000	18.107
RAPP	0.000	1.970	12.690	3.400	5.670	18.900	0	10.410	0.000	0.000	0.000	0.000	0.000	0.000	19.940	5.470	21.550
RAMPUR HEP	0.000	0.790	0.000	41.910	4.150	12.950	0	5.620	0.000	0.000	0.000	0.000	0.000	0.000	7.720	11.840	15.020
RIHAND STPS	2.500	1.030	10.000	3.690	6.500	7.240	0	11.470	0.000	0.000	0.000	0.000	0.000	0.080	17.520	3.980	35.990

Northern Regional Power Committee
Final REA for the Month of JANUARY, 2018

Table - D2

Energy Scheduled To the Beneficiaries from CS Hydro Stations

(All Figs in LUs)

CS Station	State Utilities	Scheduled Energy	Free Energy (Included in Schedule)
NATHPA JHAKRI HEP :-			
	CHANDIGARH	27.417525	
	DELHI	140.852550	
	HARYANA	84.224800	
	HIMACHAL PRADESH	719.370075	239.827365
	J & K	263.133275	
	PUNJAB	199.817075	
	RAJASTHAN	147.344525	
	URS NR	46.532150	
	UTTAR PRADESH	317.374200	
	UTTARAKHAND	27.025875	
TOTAL NATHPA JHAKRI HEP		1973.092050	
PARBATI-III :-			
	CHANDIGARH	2.168750	
	DELHI	14.601150	
	HARYANA	10.022675	
	HIMACHAL PRADESH	14.904600	14.904600
	J & K	18.902925	
	PUNJAB	9.014150	
	RAJASTHAN	12.512700	
	UTTAR PRADESH	25.471675	
	UTTARAKHAND	7.086375	
TOTAL PARBATI-III		114.685000	
RAMPUR HEP :-			
	CHANDIGARH	4.318600	
	HARYANA	22.672525	
	HIMACHAL PRADESH	228.988900	72.377758
	J & K	70.754425	
	PUNJAB	30.709525	
	RAJASTHAN	42.181675	
	UTTAR PRADESH	82.063925	
	UTTARAKHAND	64.692925	
TOTAL RAMPUR HEP		546.382500	



भारत सरकार
Government of India
विद्युत मंत्रालय
Ministry of Power
उत्तर क्षेत्रीय विद्युत समिति
Northern Regional Power Committee

नं. उक्षेविन/वाणिज्यिक/201/अ.ऊ.ले./2018/ 12260-98
No. NRPC/Comm/201/ REA/ 2018/

दिनांक: 24, अक्टूबर, 2018
Dated: 24, October, 2018

मेवामें,

To,

मंलग्न सूची के अनुसार
As per list enclosed

विषय : गार्ह नवम्बर 2017 से मार्च 2018 के अंतिम क्षेत्रीय ऊर्जा लेखा में संशोधन।

Subject – Amendment in Final REA for the month of November 2017 to March 2018.

महोदय/Sir,

This is in reference to Final REAs for the month of November 2017 to March 2018 issued by this office.

CERC vide its order in petition no. 74/MP/2018 dated 11.07.2018 had directed NRLDC to revise the DC of NJHPS & RHPS from the date of implementation of Fifth Amendment to the Grid Code. Accordingly, NRLDC submitted the revised verified DC of these plants vide their letter dated 10.10.2018.

The revised PAFM of NJHPS & RHPS on account of the revised DC data received, is enclosed herewith.

Month	Station	PAFM as per final REA (%)	Revised PAFM (%)
Nov-17	NATHPA JHAKRI HEP	100.968%	104.288%
	RAMPUR HEP	101.581%	104.336%
Dec-17	NATHPA JHAKRI HEP	100.000%	108.300%
	RAMPUR HEP	101.496%	108.365%
Jan-18	NATHPA JHAKRI HEP	93.849%	100.529%
	RAMPUR HEP	91.020%	97.485%
Feb-18	NATHPA JHAKRI HEP	91.712%	98.142%
	RAMPUR HEP	88.686%	94.299%
Mar-18	NATHPA JHAKRI HEP	99.864%	107.745%
	RAMPUR HEP	94.864%	100.694%

भवदीय

Yours faithfully,

(आर.पी.प्रधान)

(R.P.Pradhan)

अधीक्षण अभियंता

Superintending Engineer



भारत सरकार

Government of India

विद्युत मंत्रालय

Ministry of Power

उत्तर क्षेत्रीय विद्युत समिति

Northern Regional Power Committee

सं. उक्षेविस/वाणिज्यिक/201/क्षे.ऊ.ले./2018/ 9355 - 9393

No. NRPC/Comm/201/ REA/ 2018/

दिनांक: 13 अगस्त, 2018

Dated: 13th August, 2018

सेवा में,

To,

संलग्न सूची के अनुसार

As per list enclosed

विषय : माह फरवरी 2018 का अंतिम क्षेत्रीय ऊर्जा लेखा ।

Subject –Final REA for the month of February 2018.

महोदय/Sir,

माह फरवरी 2018 का अंतिम क्षेत्रीय ऊर्जा लेखा की एक प्रति इस पत्र के साथ संलग्न कर आपको आवश्यक कार्यवाही हेतु प्रेषित की जा रही है (प्रति हमारी वेबसाइट www.nrpc.gov.in पर भी उपलब्ध है)। उत्तरी क्षेत्र के सभी घटकों से अनुरोध है कि यदि इस लेखा में कोई त्रुटि हो, तो उसे इस लेखा के जारी होने के 15 दिन के भीतर इस कार्यालय को सूचित करें। यदि 15 दिन के भीतर इस संबंध में किसी भी घटक से कोई सूचना नहीं प्राप्त होती है, तो इस लेखा को सही मान कर उसे पूर्णतया अंतिम समझा जायेगा।

Please find enclosed a copy of Final Regional Energy Account (REA) for the month of February 2018 (also available on www.nrpc.gov.in) for further necessary action. The constituents are requested to intimate the discrepancy / error, if any, within 15 days from the date of issue of this REA. In case no such communication is received from any constituent within 15 days, the REA will be treated as correct and closed.

अनुलग्नक – यथोपरि।

Encl.: As above.

भवदीय

Yours faithfully,

सोवरन सिंह

(सोवरन सिंह)

(Sovaran Singh)

कार्यपालक अभियंता

Executive Engineer

Northern Regional Power Committee
Final REA for the Month of FEBRUARY, 2018

Table - A
Details of Plant Availability Factor (PAF) for CS Stations

Constituent	PAFM(%)	PAFY(%)
ANTA GPP	99.282	95.137
AURAIYA GPP	101.324	92.470
BAIRASIUL HEP	66.667	-
CHAMERA HEP	100.000	-
CHAMERA-II HEP	100.000	-
CHAMERA-III HEP	76.512	-
DADRI GPP	102.759	94.386
DADRI TPS	99.802	91.925
DADRI-II TPS	52.520	89.317
DHAULIGANGA HEP	100.000	-
DULHASTI HEP	90.972	-
IGSTPS-JHAJJAR	82.670	76.104
KOLDAM HEP	96.429	-
KOTESHWAR	74.098	-
NATHPA JHAKRI HEP	91.712	-
PARBATI-III	21.435	-
RAMPUR HEP	88.686	-
RIHAND STPS	92.450	94.039
RIHAND-II STPS	100.000	91.187
RIHAND-III STPS	99.970	94.001
SEWA-II HEP	96.429	-
SINGRAULI STPS	89.220	87.508
SALAL HEP	49.120	-
TEHRI HEP	87.160	-
TANAKPUR HEP	34.754	-
UNCHAHAAR-I TPS	97.403	86.839
UNCHAHAAR-II TPS	100.060	96.220
UNCHAHAAR-III TPS	98.187	99.141
UNCHAHAAR-IV TPS	0.000	16.707
URI HEP	51.411	-
URI-II HEP	62.161	-

Northern Regional Power Committee
Final REA for the Month of FEBRUARY, 2018

Table - C1

WT. AVG. ENTITLEMENTS OF UTILITIES FOR THE MONTH IN CS STATIONS BASED ON GOI ORDERS(%)

Station	BANGLADESH	CHANDIGARH	DELHI	HIMACHAL PRADESH	HARYANA	J & K	ORISSA	PUNJAB	PG-AGRA	PG-BALLIA	PG-BHUVADI	PG-DADRI	PG-KURUKSHETRA	PG-RIBAND	RAJASTHAN	UTTARAKHAND	UTTAR PRADESH
ANTA GPP	0.000	2.490	10.500	3.580	5.730	16.510	0.000	11.690	0.000	0.000	0.000	0.000	0.000	0.000	19.810	5.870	23.820
ALURAIYA GPP	0.000	2.040	10.860	3.320	5.880	16.170	0.000	12.520	0.000	0.000	0.000	0.000	0.000	0.000	9.200	5.900	34.110
BAIRASUL HEP	0.000	0.000	11.000	12.000	30.500	0.000	0	46.500	0.000	0.000	0.000	0.000	0.000	0.000	0.000	0.000	0.000
CE/AMERA HEP	0.000	3.900	7.900	14.900	15.800	3.900	0	10.200	0.000	0.000	0.000	0.000	0.000	0.000	19.600	3.530	20.270
CE/AMERA-II HEP	0.000	2.220	13.330	15.670	5.670	17.830	0.000	10.000	0.000	0.000	0.000	0.000	0.000	0.000	9.670	2.480	23.130
CE/AMERA-III HEP	0.000	1.895	12.734	13.000	8.738	16.478	0.000	7.856	0.000	0.000	0.000	0.000	0.000	0.000	10.914	6.181	22.204
DADRI GPP	0.000	1.940	10.960	3.010	4.940	16.610	0.000	15.900	0.000	0.000	0.000	0.100	0.000	0.000	9.280	5.540	31.720
DADRI SOLAR	0	0	0	0	0	0	100.000	0	0	0	0	0	0	0	0	0	0
DADRI TPS	0.000	0.000	90.000	0.000	0.000	0.000	0	0.000	0.000	0.000	0.000	0.000	0.000	0.000	0.000	0.000	10.000
DADRI-II TPS	1.020	0.034	74.516	0.210	0.000	0.255	0	0.520	0.255	0.103	0.103	0.000	0.278	0.600	8.871	0.055	13.780
DHAULJANGA HEP	0.000	2.010	13.210	3.570	5.710	15.650	0	10.000	0.000	0.000	0.000	0.000	0.000	0.000	9.650	18.140	22.060
DULHASTI HEP	0.000	1.760	12.830	0.000	5.470	30.730	0	8.280	0.000	0.000	0.000	0.000	0.000	0.000	10.880	6.180	23.870
IGSTPS-JHAJJAR	0.000	0.660	46.200	0.000	46.200	4.850	0.000	0.000	0.000	0.000	0.000	0.000	0.000	0.000	0.000	1.050	1.040
KOLDAM HEP	0.000	1.390	0.000	28.000	9.810	15.540	0	7.730	0.000	0.000	0.000	0.000	0.000	0.000	10.730	6.940	19.860
KOTESHWAR	0.000	1.210	9.860	0.000	4.210	10.840	0	6.560	0.000	0.000	0.000	0.000	0.000	0.000	8.360	19.040	40.120
KISHANGANGA HEP	0.000	0.000	0.000	0.000	0.000	0.000	0	0.000	0.000	0.000	0.000	0.000	0.000	0.000	0.000	0.000	0.000
NAPP	0.000	2.400	10.680	3.180	6.360	16.780	0	11.590	0.000	0.000	0.000	0.000	0.000	0.000	10.000	5.710	33.300
NATHPA JHAKRI HEP	0.000	1.390	9.470	36.470	4.270	13.340	0	10.130	0.000	0.000	0.000	0.000	0.000	0.000	7.470	1.370	16.090
PARBATI-II	0.000	1.890	12.730	13.000	8.740	16.480	0	7.860	0.000	0.000	0.000	0.000	0.000	0.000	10.910	6.180	22.210
RAPPB	0.000	0.663	0.000	0.000	12.889	7.950	0	24.604	0.000	0.000	0.000	0.000	0.000	0.000	35.787	0.000	18.107
RAPPCC	0.000	1.970	12.690	3.400	5.670	18.900	0	10.410	0.000	0.000	0.000	0.000	0.000	0.000	19.940	5.470	21.550
RAMPUR HEP	0.000	0.790	0.000	41.910	4.150	12.950	0	5.620	0.000	0.000	0.000	0.000	0.000	0.000	7.720	11.840	15.020
RUHAND STPS	2.500	1.030	10.000	3.690	6.500	7.240	0	11.470	0.000	0.000	0.000	0.000	0.000	0.080	17.520	3.980	35.990

Northern Regional Power Committee
Final REA for the Month of FEBRUARY, 2018

Table - D2
Energy Scheduled To the Beneficiaries from CS Hydro Stations
 (All Figs in LUs)

CS Station	State Utilities	Scheduled Energy	Free Energy (Included in Schedule)
NATHPA JHAKRI HEP :-			
	CHANDIGARH	23.157975	
	DELHI	117.698700	
	HARYANA	71.138300	
	HIMACHAL PRADESH	607.591250	201.988291
	J & K	222.246100	
	PUNJAB	168.767225	
	RAJASTHAN	124.450675	
	URS_NR	39.779625	
	UTTAR PRADESH	268.058975	
	UTTARAKHAND	22.825175	
TOTAL NATHPA JHAKRI HEP		1665.714000	
PARBATI-III :-			
	CHANDIGARH	1.749600	
	DELHI	11.779300	
	HARYANA	8.085675	
	HIMACHAL PRADESH	12.024100	12.024100
	J & K	15.249725	
	PUNJAB	7.272050	
	RAJASTHAN	10.094475	
	UTTAR PRADESH	20.548975	
	UTTARAKHAND	5.716850	
TOTAL PARBATI-III		92.520750	
RAMPUR HEP :-			
	CHANDIGARH	3.609400	
	HARYANA	18.946025	
	HIMACHAL PRADESH	191.355425	60.607096
	J & K	59.122925	
	PUNJAB	25.661600	
	RAJASTHAN	35.248375	
	UTTAR PRADESH	68.578025	
	UTTARAKHAND	54.058225	
TOTAL RAMPUR HEP		456.580000	



भारत सरकार
Government of India
विद्युत मंत्रालय
Ministry of Power
उत्तर क्षेत्रीय विद्युत समिति
Northern Regional Power Committee

नं. उधेविन/वाणिज्यिक/201/अ.ले./2018/ 12260-98

दिनांक: 24, अक्टूबर, 2018

No. NRPC/Comm/201/ REA/ 2018/

Dated: 24, October, 2018

सेवामें,

To,

संलग्न सूची के अनुसार
As per list enclosed

विषय : माह नवम्बर 2017 से मार्च 2018 के अंतिम क्षेत्रीय ऊर्जा लेखा में संशोधन।

Subject – Amendment in Final REA for the month of November 2017 to March 2018.

महोदय/Sir,

This is in reference to Final REAs for the month of November 2017 to March 2018 issued by this office.

CERC vide its order in petition no. 74/MP/2018 dated 11.07.2018 had directed NRLDC to revise the DC of NJHPS & RHPS from the date of implementation of Fifth Amendment to the Grid Code. Accordingly, NRLDC submitted the revised verified DC of these plants vide their letter dated 10.10.2018.

The revised PAFM of NJHPS & RHPS on account of the revised DC data received, is enclosed herewith.

Month	Station	PAFM as per final REA (%)	Revised PAFM (%)
Nov-17	NATHPA JHAKRI HEP	100.968%	104.288%
	RAMPUR HEP	101.581%	104.336%
Dec-17	NATHPA JHAKRI HEP	100.000%	108.300%
	RAMPUR HEP	101.496%	108.365%
Jan-18	NATHPA JHAKRI HEP	93.849%	100.529%
	RAMPUR HEP	91.020%	97.485%
Feb-18	NATHPA JHAKRI HEP	91.712%	98.142%
	RAMPUR HEP	88.686%	94.299%
Mar-18	NATHPA JHAKRI HEP	99.864%	107.745%
	RAMPUR HEP	94.864%	100.694%

भवदीय
Yours faithfully,

(आर.पी.प्रधान)

(R.P.Pradhan)

अधीक्षण अभियंता

Superintending Engineer



सत्यमेव जयते

भारत सरकार

Government of India

विद्युत मंत्रालय

Ministry of Power

उत्तर क्षेत्रीय विद्युत समिति

Northern Regional Power Committee

सं. उक्षेत्रिस/वाणिज्यिक/201/क्षे.ऊ.ले./2018/9277 - 9315

No. NRPC/Comml/201/ REA/ 2018/

दिनांक: 13 अगस्त, 2018

Dated: 13th August, 2018

सेवा में,

To,

संलग्न सूची के अनुसार

As per list enclosed

त्रिपय : माह मार्च 2018 का अंतिम क्षेत्रीय ऊर्जा लेखा ।

Subject –Final REA for the month of March 2018.

महोदय/Sir,

माह मार्च 2018 का अंतिम क्षेत्रीय ऊर्जा लेखा की एक प्रति इस पत्र के साथ संलग्न कर आपको आवश्यक कार्यवाही हेतु प्रेषित की जा रही हैं (प्रति हमारी वेबसाइट www.nrpc.gov.in पर भी उपलब्ध है)। उत्तरी क्षेत्र के सभी घटकों से अनुरोध है कि यदि इस लेखा में कोई त्रुटि हो, तो उसे इस लेखा के जारी होने के 15 दिन के भीतर इस कार्यालय को सूचित करें। यदि 15 दिन के भीतर इस संबंध में किसी भी घटक से कोई सूचना नहीं प्राप्त होती है, तो इस लेखा को सही मान कर उसे पूर्णतया अंतिम समझा जायेगा।

Please find enclosed a copy of Final Regional Energy Account (REA) for the month of March 2018 (also available on www.nrpc.gov.in) for further necessary action. The constituents are requested to intimate the discrepancy / error, if any, within 15 days from the date of issue of this REA. In case no such communication is received from any constituent within 15 days, the REA will be treated as correct and closed.

अनुलग्नक – यथोपरि।

Encl.: As above.

भवदीय

Yours faithfully,

सोवरन

(सोवरन सिंह) 13/08/2018

(Sovaran Singh)

कार्यपालक अभियंता

Executive Engineer

Northern Regional Power Committee

Final REA for the Month of MARCH, 2018

Table - A

Details of Plant Availability Factor (PAF) for CS Stations

Constituent	PAFM(%)	PAFY(%)
ANTA GPP	99.293	95.490
AURAIYA GPP	74.361	90.932
BAIRASIUL HEP	86.653	-
CHAMERA HEP	100.000	-
CHAMERA-II HEP	100.000	-
CHAMERA-III HEP	100.002	-
DADRI GPP	99.898	94.854
DADRI TPS	100.000	92.611
DADRI-II TPS	56.342	86.516
DHAULIGANGA HEP	64.485	-
DULHASTI HEP	100.000	-
IGSTPS-JHAJJAR	74.561	75.973
KOLDAM HEP	91.532	-
KOTESHWAR	75.528	-
NATHPA JHAKRI HEP	99.864	-
PARBATI-III	21.314	-
RAMPUR HEP	94.864	-
RIHAND STPS	69.900	91.989
RIHAND-II STPS	96.649	91.650
RIHAND-III STPS	100.000	94.511
SEWA-II HEP	100.000	-
SINGRAULI STPS	70.602	86.072
SINGRAULI SHEP	96.795	-
SALAL HEP	68.662	-
TEHRI HEP	61.102	-
TANAKPUR HEP	34.850	-
UNCHAHAAR-I TPS	100.000	87.957
UNCHAHAAR-II TPS	100.000	96.541
UNCHAHAAR-III TPS	100.000	99.214
UNCHAHAAR-IV TPS	0.000	13.915
URI HEP	76.900	-
URI-II HEP	79.108	-

Northern Regional Power Committee
Final REA for the Month of MARCH, 2018

Table - C1

WT. AVG. ENTITLEMENTS OF UTILITIES FOR THE MONTH IN CS STATIONS BASED ON GOI ORDERS(%)

Station	BANGLADESH	CHANDIGARH	DELHI	HIMACHAL PRADESH	HARYANA	J & K	ORISSA	PUNJAB	PG-AGRA	PG-BALLIA	PG-BHWADI	PG-DADRI	PG-KURUKSHETRA	PG-RIHAND	RAJASTHAN	UTTARAKHAND	UTTAR PRADESH
ANTA GPP	0.000	2.490	10.500	3.580	5.730	16.510	0.000	11.690	0.000	0.000	0.000	0.000	0.000	0.000	19.810	5.870	23.820
AURAIYA GPP	0.000	2.040	10.860	3.320	5.880	16.170	0.000	12.520	0.000	0.000	0.000	0.000	0.000	0.000	9.200	5.900	34.110
BAIRASUL HEP	0.000	0.000	11.000	12.000	30.500	0.000	0	46.500	0.000	0.000	0.000	0.000	0.000	0.000	0.000	0.000	0.000
CHAMERA HEP	0.000	3.900	7.900	14.900	15.800	3.900	0	10.200	0.000	0.000	0.000	0.000	0.000	0.000	19.600	3.530	20.270
CHAMERA-II HEP	0.000	2.220	13.330	15.670	5.670	17.830	0.000	10.000	0.000	0.000	0.000	0.000	0.000	0.000	9.670	2.480	23.130
CHAMERA-III HEP	0.000	1.895	12.734	13.000	8.738	16.478	0.000	7.856	0.000	0.000	0.000	0.000	0.000	0.000	10.914	6.181	22.204
DADRI GPP	0.000	1.940	10.960	3.010	4.940	16.610	0.000	15.900	0.000	0.000	0.000	0.100	0.000	0.000	9.280	5.540	31.720
DADRI SOLAR	0	0	0	0	0	0	100.000	0	0	0	0	0	0	0	0	0	0
DADRI TPS	0.000	0.000	90.000	0.000	0.000	0.000	0	0.000	0.000	0.000	0.000	0.000	0.000	0.000	0.000	0.000	10.000
DADRI-II TPS	1.020	0.035	74.516	0.210	0.000	0.261	0	0.520	0.255	0.103	0.103	0.000	0.278	0.000	8.870	0.057	13.772
DBAULIGANGA HEP	0.000	2.010	13.210	3.570	5.710	15.650	0	10.000	0.000	0.000	0.000	0.000	0.000	0.000	9.650	18.140	22.060
DULHASTI HEP	0.000	1.760	12.830	0.000	5.470	30.730	0	8.280	0.000	0.000	0.000	0.000	0.000	0.000	10.880	6.180	23.870
IGSTPS-JHAJJAR	0.000	0.660	46.200	0.000	46.200	4.850	0.000	0.000	0.000	0.000	0.000	0.000	0.000	0.000	0.000	1.050	1.040
KOLDAM HEP	0.000	1.390	0.000	28.000	9.810	15.548	0	7.730	0.000	0.000	0.000	0.000	0.000	0.000	10.730	6.940	19.852
KOTESHWAR	0.000	1.210	9.860	0.000	4.210	10.840	0	6.360	0.000	0.000	0.000	0.000	0.000	0.000	8.360	19.040	40.120
KISHANGANGA HEP	0.000	0.000	0.000	0.000	0.000	0.000	0	0.000	0.000	0.000	0.000	0.000	0.000	0.000	0.000	0.000	0.000
NAPP	0.000	2.400	10.680	3.180	6.360	16.780	0	11.590	0.000	0.000	0.000	0.000	0.000	0.000	10.000	5.710	33.300
NATHPA JHAKRI HEP	0.000	1.390	9.470	36.470	4.270	13.340	0	10.130	0.000	0.000	0.000	0.000	0.000	0.000	7.470	1.370	16.090
PARBATI-III	0.000	1.890	12.730	13.000	8.740	16.480	0	7.860	0.000	0.000	0.000	0.000	0.000	0.000	10.910	6.180	22.210
RAPPB	0.000	0.663	0.000	0.000	12.889	7.950	0	24.604	0.000	0.000	0.000	0.000	0.000	0.000	35.787	0.000	18.107
RA:PPC	0.000	1.970	12.690	3.400	5.670	18.900	0	10.410	0.000	0.000	0.000	0.000	0.000	0.000	19.940	5.470	21.550
RAMPUR HEP	0.000	0.790	0.000	41.910	4.150	12.950	0	5.620	0.000	0.000	0.000	0.000	0.000	0.000	7.720	11.840	15.020
RIHAND STPS	2.500	1.030	10.000	3.690	6.500	7.240	0	11.470	0.000	0.000	0.000	0.000	0.000	0.380	17.520	3.980	35.990

Northern Regional Power Committee

Final REA for the Month of MARCH, 2018

Table - D2

Energy Scheduled To the Beneficiaries from CS Hydro Stations

(All Figs in LUs)

CS Station	State Utilities	Scheduled Energy	Free Energy (Included in Schedule)
NATHPA JHAKRI HEP :-			
	CHANDIGARH	27.078966	
	DELHI	158.827011	
	HARYANA	83.182822	
	HIMACHAL PRADESH	710.483017	238.561520
	J & K	259.882037	
	PUNJAB	197.349333	
	RAJASTHAN	145.524635	
	URS_NR	24.651525	
	UTTAR PRADESH	313.453292	
	UTTARAKHAND	26.691256	
TOTAL NATHPA JHAKRI HEP		1947.123894	
PARBATI-III :-			
	CHANDIGARH	1.950075	
	DELHI	13.128900	
	HARYANA	9.012075	
	HIMACHAL PRADESH	13.401900	13.401900
	J & K	16.996800	
	PUNJAB	8.105250	
	RAJASTHAN	11.251050	
	UTTAR PRADESH	22.903350	
	UTTARAKHAND	6.371850	
TOTAL PARBATI-III		103.121250	
RAMPUR HEP :-			
	CHANDIGARH	4.204193	
	HARYANA	22.083787	
	HIMACHAL PRADESH	223.034834	70.902064
	J & K	68.915060	
	PUNJAB	29.909093	
	RAJASTHAN	41.083803	
	UTTAR PRADESH	79.933422	
	UTTARAKHAND	63.009381	
TOTAL RAMPUR HEP		532.173573	