

एसजेवीएन लिमिटेड SJVN Limited

(भारत सरकार एवं हिमाचल प्रदेश सरकार का संयुक्त उपक्रम)
(A Joint Venture of Govt. of India & Govt. of Himachal Pradesh)
नवरत्न सी. पी. एस. ई.
A Navratna CPSE
CIN No : L40101HP1988GOI008409



Ref No: SJVN/C&SO/2025-26/ 1397

Date : 06-10-2025

To,
Chief Engineer (Renewable Energy),
5th Floor, Prakashgad, A K Juneg, Bandra (East), Mumbai – 400051

Sub: Regarding submission of Monthly Energy Bills for Sep, 2025 towards sale of Energy to MSEDCL.

Dear Sir,

We are enclosing herewith the following data for Sep 2025 for processing our energy bills of this period. The due date of payment of these energy bills is 04.12.2025.

The copy of the Energy Bill is also available at our web-site i.e. www.sjvn.nic.in

The Following are the details attached:

1. Invoices for Sep 2025 as per detail appended below (Exhibit- I)
2. A detail of percentage Generation of each WEG for Sep 2025 (Exhibit-II)
3. Energy breakup report for Sep 2025 in respect of Feeder No. 1 & 2. (Exhibit-III)

Sr. No.	Feeder No.	Bill for the Month	Invoice No.& Date	Total Amount of Invoice (In Rs)
1	Feeder No.1	Sep-2025	MSEDCL/25/Sep-01, Dated: 06-10-2025	63,09,470.00
2			MSEDCL/25/Sep-03, Dated: 06-10-2025	50,32,460.00
3			MSEDCL/25/Sep-05, Dated: 06-10-2025	4,54,138.00
4			MSEDCL/25/Sep-07, Dated: 06-10-2025	5,62,590.00
5			MSEDCL/25/Sep-11, Dated: 06-10-2025	5,69,227.00
6			MSEDCL/25/Sep-12, Dated: 06-10-2025	5,66,567.00
Total				1,34,94,452.00
1	Feeder No.2	Sep-2025	MSEDCL/25/ Sep -02, Dated: 06-10-2025	38,62,310.00
2			MSEDCL/25/ Sep -04, Dated: 06-10-2025	12,95,510.00
3			MSEDCL/25/ Sep -06, Dated: 06-10-2025	10,75,678.00
4			MSEDCL/25/ Sep -08, Dated: 06-10-2025	23,55,264.00
5			MSEDCL/25/ Sep -09, Dated: 06-10-2025	10,91,233.00
6			MSEDCL/25/ Sep -10, Dated: 06-10-2025	6,17,506.00
Total				1,02,97,501.00
Grand Total				2,37,91,953.00

Munish Kumar

Dy. General Manager (C&SO) Corporate H.Q.: Shakti Sadan, Shanan,
SJVN Limited, Shakti Sadan, Shimla-171006, (H.P.) www.sjvn.nic.in
Shanan, Shimla-171006 (H.P.): 0177-2660003/4/5/6, Fax: 0177-2660001

कॉरपोरेट मुख्यालय : शक्ति सदन, शनान,
शिमला - 171006 (हि.प्र.) www.sjvn.nic.in
दूरभाष : 0177-2660003/4/5/6 फैक्स : 0177-2660001
सम्पर्क कार्यालय : ऑफिस ब्लॉक, टावर - 1, 6 वीं मंजिल,
एनबीसीसी कॉम्प्लेक्स, पूर्वी किदवाई नगर, नई दिल्ली-110023
दूरभाष : 011-61901919 फैक्स : 011-61901915

Liaison Office: Office Block, Tower-1, 6th Floor,
NBCC Complex, East Kidwai Nagar, New Delhi-110023
Tele: 011-61901919, Fax: 011-61901915

अपने तथा राष्ट्र के हित में ऊर्जा की बचत करें।

SAVE ENERGY FOR BENEFIT OF SELF AND NATION

एसजेवीएन लिमिटेड SJVN Limited

(भारत सरकार एवं हिमाचल प्रदेश सरकार का संयुक्त उपक्रम)
(A Joint Venture of Govt. of India & Govt. of Himachal Pradesh)
नवरत्न सी. पी. एस. ई.
A Navratna CPSE
CIN No : L40101HP1988GOI008409



We would also like to bring your kind notice regarding the outstanding dues of energy charges and late payment surcharge payable as on 30-09-2025 by MSEDCL which is as under: -


1. Outstanding amount of energy charges accumulated ending Sep 2025	=	8,21,78,841.00
2. The energy bills for the month of Sep 2025 (Details as shown above)	=	2,37,91,953.00
A. Total Energy Bills Outstanding (1+2)	=	10,59,70,794.00
3. Late payment surcharge accumulated ending 30-09-2025	=	13,73,30,649.00
4. Total (A+3)	=	24,33,01,443.00

The bill is to be paid in full by the due date notwithstanding by difference or dispute regarding the accuracy of bill for which adjustment, if any would be carried out separately or in next month energy bill. Bank charges, if any would be the responsibility of the beneficiary.

Your early action for processing our energy bills and releasing the payment of outstanding dues of energy charges and late payment surcharge (shown above) shall be highly appreciated.

Thanking you,

Yours Faithfully,
For & on behalf of SJVN Limited


Authorized Signatory:
Encl. : As above
Anil Kumar
General Manager (C&SO)
SJVN Limited, Shakti Sadan,
Shanan, Shimla-171006 (H.P.)

CC:

1. The Superintending Engineer, MSEDCL, Ahmed Nagar Circle, Maharashtra. -414001
2. AGM (RE), Maharashtra State Electricity Distribution Co. Ltd. (MSEDCL), Prakashgad, Plot No. G-9, Bandra (E), Mumbai – 400051
3. General Manager (PP), Maharashtra State Electricity Distribution Co. Ltd. Prakashgad, Plot No. G-9, Bandra (E), Mumbai – 400051

कॉरपोरेट मुख्यालय : शक्ति सदन, शनान,
शिमला - 171006 (हि.प्र.) www.sjvn.nic.in
दूरभाष : 0177-2660003/4/5/6 फैक्स : 0177-2660001
सम्पर्क कार्यालय : ऑफिस ब्लॉक, टावर - 1, 6 वीं मंजिल,
एनबीसीसी कॉम्प्लेक्स, पूर्वी किदवई नगर, नई दिल्ली-110023
दूरभाष : 011-61901919 फैक्स : 011-61901915

Corporate H.Q.: Shakti Sadan, Shanan,
Shimla-171006, (H.P.) www.sjvn.nic.in
Tele: 0177-2660003/4/5/6, Fax: 0177-2660001
Liaison Office: Office Block, Tower-1, 6th Floor,
NBCC Complex, East Kidwai Nagar, New Delhi-110023
Tele: 011-61901919, Fax: 011-61901915

अपने तथा राष्ट्र के हित में ऊर्जा की बचत करें |

SAVE ENERGY FOR BENEFIT OF SELF AND NATION




एसजेवीएन लिमिटेड
(भारत सरकार और हिमाचल प्रदेश सरकार का एक संयुक्त उद्यम)
A Navratna CPSE
ISO 9001:2015 प्रमाणित कंपनी
कॉर्पोरेट कार्यालय और प्रशासकीय प्रशासन विभाग, शक्ति सदन
एसजेवीएन लिमिटेड मुख्यालय, शान, शिमला - 171006
E-mail: sjvn.cse@sjvn.ltd.in, sjvn@sjvn.ltd.in

SJVN Limited
Commercial & System Operation Department
47.6MW (56x850KW) Khirvire Wind Power Project

Sr. No.	Feeder No.	Bill for the Month	Invoice No.& Date	Total Amount of Invoice(In Rs)	Operating Charges Deducted(In Rs)	Net Amount Payable to SJVN (In Rs)
1	FEEDER1	September-	MSEDCL/25/SEP-1,Dated:06.10.2025	6,329,470.00	20,000.00	6,309,470.00
2	FEEDER1	September-	MSEDCL/25/SEP-3,Dated:06.10.2025	5,052,460.00	20,000.00	5,032,460.00
3	FEEDER1	September-	MSEDCL/25/SEP-5,Dated:06.10.2025	454,138.00	0.00	454,138.00
4	FEEDER1	September-	MSEDCL/25/SEP-7,Dated:06.10.2025	562,590.00	0.00	562,590.00
5	FEEDER1	September-	MSEDCL/25/SEP-11,Dated:06.10.2025	569,227.00	0.00	569,227.00
6	FEEDER1	September-	MSEDCL/25/SEP-12,Dated:06.10.2025	566,567.00	0.00	566,567.00
Total				13,534,452.00	40,000.00	13,494,452.00

Sr. No.	Feeder No.	Bill for the Month	Invoice No.& Date	Total Amount of Invoice(In Rs)	Operating Charges Deducted(In Rs)	Net Amount Payable to SJVN (In Rs)
1	FEEDER2	September-	MSEDCL/25/SEP-2,Dated:06.10.2025	3,882,310.00	20,000.00	3,862,310.00
2	FEEDER2	September-	MSEDCL/25/SEP-4,Dated:06.10.2025	1,305,510.00	10,000.00	1,295,510.00
3	FEEDER2	September-	MSEDCL/25/SEP-6,Dated:06.10.2025	1,085,678.00	10,000.00	1,075,678.00
4	FEEDER2	September-	MSEDCL/25/SEP-8,Dated:06.10.2025	2,365,264.00	10,000.00	2,355,264.00
5	FEEDER2	September-	MSEDCL/25/SEP-9,Dated:06.10.2025	1,101,233.00	10,000.00	1,091,233.00
6	FEEDER2	September-	MSEDCL/25/SEP-10,Dated:06.10.2025	617,506.00	0.00	617,506.00
Total				10,357,501.00	60,000.00	10,297,501.00
Grand Total				23,891,953.00	100,000.00	23,791,953.00


Munish Kumar
Dy. General Manager (C&SO)
SJVN Limited, Shakti Sadan,
Shanan, Shimla-171006 (H.P.)



एसजेवीएन लिमिटेड

(भारत सरकार और हिमाचल प्रदेश सरकार का एक संयुक्त उपक्रम)
A Navratna CPSE
ISO 9001:2015 प्रमाणित कंपनी
कॉर्पोरेट ऑफिस: जेएच प्रणाली प्रचालन विभाग, शक्ति सदन
एसजेवीएन कॉर्पोरेट मुख्यालय, शनान, शिमला - 171006
Email: sjvn.cso@sjvn.nic.in, gmcs@sjvn@gmail.com

SJVN Limited
Commercial & System Operation Department

GSTIN No. 27AAICS1307F1ZM
CIN: L40101HP1988GOI008409

INVOICE

EPA NO:- Comm/CP/WInd/EPA/SJVN/No.25302 DATED 11.08.2014 for
21.250 MW(25 X 0.85 MW) Commissioned on 20.01.2014

INVOICE NO: MSEDCL/25/SEP-1

Date: 06.10.2025

GKA-42,43,46, 37, 50, 45, 48, 41, 02, 47, 15, 54, 14N

To,
Chief Engineer (RE),
5th Floor, Prakashgad, Bandra (East),
Mumbai-51.

DOC: 20.01.2014

JMR MONTH: September-

Feeder No:- 132/33 KV Kombhalane S/S FEEDER1

Bill of Month: SEP-25

JMR Outward No:- 03835 Dated 03.10.2025

Due Date of Payment of Energy Bill:-

JMR Period:- 01.09.2025 To 01.10.2025

Sr No	Particulars			Quantity kWh	Rate Rs Per kWh	Amount(in Rs)	
1.	NET KWH IMPORT TO MSEDCL			1,089,446.95125	5.81	6,329,687.00	
	MONTH	Import kWh	Export kWh				Net Import kWh
	SEP-25	1,091,294.12441	1,847.17316				1,089,446.95125
	NET kWh UNITS FOR BILLING						1,089,446.95125
2.	Less: REACTIVE POWER			2,171.08500	0.10	217.00	
	Total RkVAh export from the GRID MSEDCL to our Wind Energy Converters & Total RkVAh Export from the Wind Energy Converters to MSEDCL as per certificate from MSEDCL, 0.1Rs/kVArh for less of 10% of active energy and @ 0.25 Rs/ kVArh for Excess of 10% of Import kWh						
	MONTH	Import kVArh Units for Billing		0.00000	0.25	0.00	
	SEP-25	2,171.08500				217.00	
Total (1-2):						6,329,470.00	
Rounded Off:						6,329,470	
As Per EPA Clause No: 8.03, deduction of Operating charges						20,000	
Net Payable Amount:						6,309,470	

Terms & Conditions are as per EPA entered between M/s.SJVN Ltd. & MSEDCL

Please remit the payment by way of RTGS to our A/c No. SJVNKW13WD0041 of State Bank of India , New Delhi Branch, having IFSC Code no. SBIN0004266 in Favour of SJVN Ltd.

M/S SJVN Ltd.

(Authorized Signatory)

Munish Kumar
Dy. General Manager (C&SO)
SJVN Limited, Shakti Sadan,
Shanan, Shimla-171006 (H.P.)



एसजेवीएन लिमिटेड
 (भारत सरकार और हिमाचल प्रदेश सरकार का एक संयुक्त उपक्रम)
 A Navratna CPSE
 ISO 9001:2015 प्रमाणित कंपनी
 कॉर्पोरेट ऑफिस: मुल्गाल, शनान, शिमला - 171006
 एसजेवीएन कॉर्पोरेट मुल्गाल, शनान, शिमला - 171006
 Email: sjvn.cse@sjvn.nic.in, gncso@sjvn@gmail.com

SJVN Limited
Commercial & System Operation Department

GSTIN No. 27AAICS1307F1ZM
 CIN: L40101HP1988GOI008409

INVOICE

EPA NO:- Comm/CP/Wind/EPA/SJVN/No.25301 DATED 11.08.2014 for
 14.450 MW(17 X 0.85 MW) Commissioned on 31.01.2014

INVOICE NO: MSEDCL/25/SEP-3

Date: 06.10.2025

GKA-20, 36, 06, 09, 17, 40, 10, 68, GAK-66, 01, 67, 43N1

To,
 Chief Engineer (RE),
 5th Floor, Prakashgad, Bandra (East),
 Mumbai-51.

DOC: 31.01.2014

JMR MONTH: September-

Feeder No:- 132/33 KV Kombhalane S/S FEEDER1

Bill of Month: SEP-25

JMR Outward No:- 03835 Dated 03.10.2025

Due Date of Payment of Energy Bill:-

JMR Period:- 01.09.2025 To 01.10.2025

Sr No	Particulars	Quantity kWh	Rate Rs Per kWh	Amount(In Rs)
1.	NET KWH IMPORT TO MSEDCL			
	MONTH	Import kWh	Export kWh	Net Import kWh
	SEP-25	871,118.69815	1,474.49440	869,644.20375
	NET kWh UNITS FOR BILLING			869,644.20375
2.	Less: REACTIVE POWER			
	Total RkVAh export from the GRID MSEDCL to our Wind Energy Converters & Total RkVAh Export from the Wind Energy Converters to MSEDCL as per certificate from MSEDCL, 0.1Rs/kVAh for less of 10% of active energy and @ 0.25 Rs/ kVAh for Excess of 10% of Import kWh			
	MONTH	Import kVAh Units for Billing		
	SEP-25	1,733.05500		
		1,733.05500	0.10	173.00
		0.00000	0.25	0.00
				173.00
Total (1-2):				5,052,460.00
Rounded Off:				5,052,460
As Per EPA Clause No: 8.03, deduction of Operating charges				20,000
Net Payable Amount:				5,032,460

Terms & Conditions are as per EPA entered between M/s.SJVN Ltd. & MSEDCL

Please remit the payment by way of RTGS to our A/c No. SJVNKW13WD0041
 of State Bank of India , New Delhi Branch, having IFSC Code no.
 SBIN0004266 in Favour of SJVN Ltd.

M/S SJVN Ltd.

(Authorized Signatory)

Munish Kumar
 Dy. General Manager (C&SO)
 SJVN Limited, Shakti Sadan,
 Shanana, Shimla-171006 (H.P.)



एसजेवीएन लिमिटेड
 (भारत सरकार और हिमाचल प्रदेश सरकार का एक संयुक्त उपक्रम)
 A Navratna CPSE
 ISO 9001:2015 प्रमाणित कंपनी
 कॉर्पोरेट ऑफिस: शक्ति और प्रणाली प्रचलन विभाग, शक्ति सदन
 एसजेवीएन कॉर्पोरेट मुख्यालय, शान, शिमला - 171006
 Email: sjvn.cpse@sjvn.nic.in, gmcs@sjvn@gmail.com

SJVN Limited
Commercial & System Operation Department

GSTIN No. 27AAICS1307F1ZM
 CIN: L40101HP1988GOI008409

INVOICE

EPA NO:- Comm/CP/Wind/EPA/SJVN/No.25671 DATED 14.08.2014 for 2.550 MW(3 X 0.85 MW) Commissioned on 20.02.2014

INVOICE NO: MSEDCL/25/SEP-5

Date: 06.10.2025

GAK-86

To,
 Chief Engineer (RE),
 5th Floor, Prakashgad, Bandra (East),
 Mumbai-51.

DOC: 20.02.2014

JMR MONTH: September-

Feeder No:- 132/33 KV Kombhalane S/S FEEDER1

Bill of Month: SEP-25

JMR Outward No:- 03835 Dated 03.10.2025

Due Date of Payment of Energy Bill:-

JMR Period:- 01.09.2025 To 01.10.2025

Sr No	Particulars	Quantity kWh	Rate Rs Per kWh	Amount(ih Rs)			
1.	NET KWH IMPORT TO MSEDCL	78,167.64375	5.81	454,154.00			
	MONTH				Import kWh	Export kWh	Net Import kWh
	SEP-25				78,300.17813	132.53438	78,167.64375
	NET kWh UNITS FOR BILLING				78,167.64375		
2.	Less: REACTIVE POWER	155.77500	0.10	16.00			
	Total RKVAH export from the GRID MSEDCL to our Wind Energy Converters & Total RKVAH Export from the Wind Energy Converters to MSEDCL as per certificate from MSEDCL, 0.1Rs/kVArh for less of 10% of active energy and @ 0.25 Rs/ kVArh for Excess of 10% of Import kWh				0.00000	0.25	0.00
	MONTH	Import kVArh Units for Billing					
	SEP-25	155.77500			16.00		
Total (1-2):				454,138.00			
Rounded Off:				454,138			
As Per EPA Clause No: 8.03, deduction of Operating charges				0			
Net Payable Amount:				454,138			

Terms & Conditions are as per EPA entered between M/s.SJVN Ltd. & MSEDCL

Please remit the payment by way of RTGS to our A/c No. SJVKNW13WD0041 of State Bank of India , New Delhi Branch, having IFSC Code no. SBIN0004266 In Favour of SJVN Ltd.

M/S SJVN Ltd.

(Authorized Signatory)

Munish Kumar
 Dy. General Manager (C&SO)
 SJVN Limited, Shakti Sadan,
 Shanan, Shimla-171006 (H.P.)



एसजेवीएन लिमिटेड
 (भारत सरकार और हिमाचल प्रदेश सरकार का एक संयुक्त उपक्रम)
 A Navratna CPSE
 ISO 9001:2015 प्रमाणित कंपनी
 कॉर्पोरेट वाणिज्यिक और प्रणाली प्रचालन विभाग, शक्ति सदन
 एसजेवीएन कॉर्पोरेट मुख्यालय, शानन, शिमला - 171006
 Email: sjvn.cso@sjvn.nic.in, gmcsosjvn@gmail.com

SJVN Limited
Commercial & System Operation Department

GSTIN No. 27AAICS1307F1ZM
 CIN: L40101HP1988GOI008409

INVOICE

EPA NO:- Comm/CP/Wind/EPA/SJVN/No.25669 DATED 14.08.2014 for 5.100 MW(6 X 0.85 MW) Commissioned on 30.03.2014

INVOICE NO: MSEDCL/25/SEP-7

Date: 06.10.2025

GKA-19

To,
 Chief Engineer (RE),
 5th Floor, Prakashgad, Bandra (East),
 Mumbai-51.

DOC: 30.03.2014

JMR MONTH: September-

Feeder No:- 132/33 KV Kombhalane S/S FEEDER1

Bill of Month: SEP-25

JMR Outward No:- 03835 Dated 03.10.2025

Due Date of Payment of Energy Bill:-

JMR Period:- 01.09.2025 To 01.10.2025

Sr No	Particulars				Quantity kWh	Rate Rs Per kWh	Amount(in Rs)
1.	NET KWH IMPORT TO MSEDCL				96,834.54375	5.81	562,609.00
	MONTH	Import kWh	Export kWh	Net Import kWh			
	SEP-25	96,998.72813	164.18438	96,834.54375			
	NET kWh UNITS FOR BILLING			96,834.54375			
2.	Less: REACTIVE POWER				192.97500	0.10	19.00
	Total RkVAh export from the GRID MSEDCL to our Wind Energy Converters & Total RkVAh Export from the Wind Energy Converters to MSEDCL as per certificate from MSEDCL, 0.1Rs/kVAh for less of 10% of active energy and @ 0.25 Rs/ kVAh for Excess of 10% of Import kWh						
	MONTH	Import kVAh Units for Billing			0.00000	0.25	0.00
	SEP-25	192.97500					19.00

Total (1-2):

562,590.00

Rounded Off:

562,590

As Per EPA Clause No: 8.03, deduction of Operating charges

0

Net Payable Amount:

562,590

Terms & Conditions are as per EPA entered between M/s.SJVN Ltd. & MSEDCL

Please remit the payment by way of RTGS to our A/c No. SJVNKW13WD0041 of State Bank of India , New Delhi Branch, having IFSC Code no. SBIN0004266 in Favour of SJVN Ltd.

M/S SJVN Ltd.

(Authorized Signatory)

Munish Kumar
 Dy. General Manager (C&SO)
 SJVN Limited, Shakti Sadan,
 Shanan, Shimla-171006 (H.P.)



एसजेवीएन लिमिटेड

(भारत सरकार और हिमाचल प्रदेश सरकार का एक संयुक्त उपक्रम)
A Navratna CPSE
ISO 9001:2015 प्रमाणित कंपनी
कॉर्पोरेट ऑफिशियल और प्रणाली प्रचालन विभाग, शक्ति सदन
एसजेवीएन कॉर्पोरेट मुख्यालय, शानान, शिमला - 171006
Email: sjvn.cso@sjvn.nic.in, gmcsosjvn@gmail.com

SJVN Limited
Commercial & System Operation Department

GSTIN No. 27AAICS1307F1ZM
CIN: L40101HP1988GOI008409

INVOICE

EPA NO:- Comm/CP/Wind/EPA/SJVN/No.10562 DATED 06.05.2017 for 1.700 MW(2 X 0.85 MW) Commissioned on 15.04.2014

INVOICE NO: MSEDCL/25/SEP-11

Date: 06.10.2025

GKA-18

To,
Chief Engineer (RE),
5th Floor, Prakashgad, Bandra (East),
Mumbai-51.

DOC: 15.04.2014

JMR MONTH: September-

Feeder No:- 132/33 KV Kombhalane S/S FEEDER1

Bill of Month: SEP-25

JMR Outward No:- 03835 Dated 03.10.2025

Due Date of Payment of Energy Bill:-

JMR Period:- 01.09.2025 To 01.10.2025

Sr No	Particulars				Quantity kWh	Rate Rs Per kWh	Amount(in Rs)
1.	NET KWH IMPORT TO MSEDCL				99,867.91500	5.70	569,247.00
	MONTH	Import kWh	Export kWh	Net Import kWh			
	SEP-25	100,037.24250	169.32750	99,867.91500			
	NET kWh UNITS FOR BILLING			99,867.91500			
2.	Less: REACTIVE POWER				199.02000	0.10	20.00
	Total RKVAH export from the GRID MSEDCL to our Wind Energy Converters & Total RKVAH Export from the Wind Energy Converters to MSEDCL as per certificate from MSEDCL, 0.1Rs/kVAh for less of 10% of active energy and @ 0.25 Rs/ kVAh for Excess of 10% of Import kWh						
	MONTH	Import kVAh Units for Billing			0.00000	0.25	0.00
	SEP-25	199.02000					
Total (1-2):							569,227.00
Rounded Off:							569,227
As Per EPA Clause No: 8.03, deduction of Operating charges							0
Net Payable Amount:							569,227

Terms & Conditions are as per EPA entered between M/s.SJVN Ltd. & MSEDCL

Please remit the payment by way of RTGS to our A/c No. SJVNKW13WD0041 of State Bank of India , New Delhi Branch, having IFSC Code no. SBIN0004266 in Favour of SJVN Ltd.

M/S SJVN Ltd.

(Authorized Signatory)

Munish Kumar
Dy. General Manager (C&SO)
SJVN Limited, Shakti Sadan,
Shanan, Shimla-171006 (H.P.)



एसजेवीएन लिमिटेड
 (भारत सरकार और हिमाचल प्रदेश सरकार का एक संयुक्त उपक्रम)
 A Navratna CPSE
 ISO 9001:2015 प्रमाणित कंपनी
 कॉर्पोरेट वाणिज्यिक और प्रणाली प्रचालन विभाग, शक्ति सदन
 एसजेवीएन कॉर्पोरेट मुहम्मदाबाद, शानन, शिमला - 171006
 Email: sjvn.cse@sjvn.nic.in, gmcs@sjvn@gmail.com

SJVN Limited
Commercial & System Operation Department

GSTIN No. 27AAICS1307F12M
 CIN: L40101HP1988GOI008409

INVOICE

EPA NO:- Comm/CP/WInd/EPA/SJVN/No.10563 DATED 06.05.2017 for 0.850 MW(1 X 0.85 MW) Commissioned on 20.05.2014

INVOICE NO: MSEDCL/25/SEP-12

Date: 06.10.2025

GKA-51

To,
 Chief Engineer (RE),
 5th Floor, Prakashgad, Bandra (East),
 Mumbai-51.

DOC: 20.05.2014

JMR MONTH: September-

Feeder No:- 132/33 KV Kombhalane S/S FEEDER1

Bill of Month: SEP-25

JMR Outward No:- 03835 Dated 03.10.2025

Due Date of Payment of Energy Bill:-

JMR Period:- 01.09.2025 To 01.10.2025

Sr No	Particulars				Quantity kWh	Rate Rs Per kWh	Amount(in Rs)
1.	NET KWH IMPORT TO MSEDCL				99,401.24250	5.70	566,587.00
	MONTH	Import kWh	Export kWh	Net Import kWh			
	SEP-25	99,569.77875	168.53625	99,401.24250			
	NET kWh UNITS FOR BILLING			99,401.24250			
2.	Less: REACTIVE POWER				198.09000	0.10	20.00
	Total RKVAH export from the GRID MSEDCL to our Wind Energy Converters & Total RKVAH Export from the Wind Energy Converters to MSEDCL as per certificate from MSEDCL, 0.1Rs/kVAh for less of 10% of active energy and @ 0.25 Rs/ kVAh for Excess of 10% of Import kWh						
	MONTH	Import kVAh Units for Billing			0.00000	0.25	0.00
	SEP-25	198.09000					20.00

Total (1-2):

566,567.00

Rounded Off:

566,567

As Per EPA Clause No: 8.03, deduction of Operating charges

0

Net Payable Amount:

566,567

Terms & Conditions are as per EPA entered between M/s.SJVN Ltd. & MSEDCL

Please remit the payment by way of RTGS to our A/c No. SJVNKW13WD0041 of State Bank of India , New Delhi Branch, having IFSC Code no. SBIN0004266 in Favour of SJVN Ltd.

M/S SJVN Ltd.

(Authorized Signatory)

Munish Kumar
 Dy. General Manager (C&SO)
 SJVN Limited, Shakti Sadan,
 Shanan, Shimla-171006 (H.P.)



एसजेवीएन लिमिटेड
 (भारत सरकार और हिमाचल प्रदेश सरकार का एक संयुक्त उपक्रम)
 A Navratna CPSE
 ISO 9001:2015 प्रमाणित कंपनी
 कॉर्पोरेट कार्यालय और प्रशासकीय प्रभाग, शक्ति सदन
 एसजेवीएन कॉर्पोरेट भुखारा, शनान, शिमला - 171006
 Email: sjvn.csso@sjvn.nic.in, gmsosjvn@gmail.com

SJVN Limited
Commercial & System Operation Department

GSTIN No. 27AAICS1307F1ZM
 CIN: L40101HP1988GOI008409

INVOICE

EPA NO:- Comm/CP/Wind/EPA/SJVN/No.25302 DATED 11.08.2014 for
 21.250 MW(25 X 0.85 MW) Commissioned on 20.01.2014

INVOICE NO: MSEDCL/25/SEP-2

Date: 06.10.2025

GKA-53,34 GKV-05,06,13, 18, 20, 12, 28, 14, 22N, 4N

To,
 Chief Engineer (RE),
 5th Floor, Prakashgad, Bandra (East),
 Mumbai-51.

DOC: 20.01.2014

JMR MONTH: September-

Feeder No:- 132/33 KV Kumbhalane S/S FEEDER2

Bill of Month: SEP-25

JMR Outward No:- 03835 Dated 03.10.2025

Due Date of Payment of Energy Bill:-

JMR Period:- 01.09.2025 To 01.10.2025

Sr No	Particulars				Quantity kWh	Rate Rs Per kWh	Amount(in Rs)
1.	NET KWH IMPORT TO MSEDCL				668,243.62802	5.81	3,882,495.00
	MONTH	Import kWh	Export kWh	Net Import kWh			
	SEP-25	670,155.87602	1,912.24800	668,243.62802			
	NET kWh UNITS FOR BILLING			668,243.62802			
2.	Less: REACTIVE POWER				1,849.06802	0.10	185.00
	Total RkVAH export from the GRID MSEDCL to our Wind Energy Converters & Total RkVAH Export from the Wind Energy Converters to MSEDCL as per certificate from MSEDCL, 0.1Rs/kVAh for less of 10% of active energy and @ 0.25 Rs/ kVAh for Excess of 10% of Import kWh						
	MONTH	Import kVAh Units for Billing			0.00000	0.25	0.00
	SEP-25	1,849.06802					
Total (1-2):							3,882,310.00
Rounded Off:							3,882,310
As Per EPA Clause No: 8.03, deduction of Operating charges							20,000
Net Payable Amount:							3,862,310

Terms & Conditions are as per EPA entered between M/s.SJVN Ltd. & MSEDCL

Please remit the payment by way of RTGS to our A/c No. SJVNKW13WD0041 of State Bank of India , New Delhi Branch, having IFSC Code no. SBIN0004266 in Favour of SJVN Ltd.

M/S SJVN Ltd.

(Authorized Signatory)

Munish Kumar
 Dy. General Manager (C&SO)
 SJVN Limited, Shakti Sadan,
 Shanan, Shimla-171006 (H.P.)



एसजेवीएन लिमिटेड
 (भारत सरकार और हिमाचल प्रदेश सरकार का एक संयुक्त उपक्रम)
 A Navratna CPSE
 ISO 9001:2015 प्रमाणित कंपनी
 कॉर्पोरेट ऑफिस: और प्रणाली प्रचालन विभाग, शक्ति सदन
 एसजेवीएन कॉर्पोरेट मुख्यालय, शानान, शिमला - 171006
 Email: sjvn.cse@sjvn.nic.in, guncsojvn@gmail.com

SJVN Limited
Commercial & System Operation Department

GSTIN No. 27AAICS1307F1ZM
 CIN: L40101HP1988GOI008409

INVOICE

EPA NO:- Comm/CP/Wind/EPA/SJVN/No.25301 DATED 11.08.2014 for
 14.450 MW(17 X 0.85 MW) Commissioned on 31.01.2014

INVOICE NO: MSEDCL/25/SEP-4

Date: 06.10.2025

GKV-50, 39, 21, 07, 28N1

To,
 Chief Engineer (RE),
 5th Floor, Prakashgad, Bandra (East),
 Mumbai-51.

DOC: 31.01.2014

JMR MONTH: September-

Feeder No:- 132/33 KV Kombhalane S/S FEEDER2

Bill of Month: SEP-25

JMR Outward No:- 03835 Dated 03.10.2025

Due Date of Payment of Energy Bill:-

JMR Period:- 01.09.2025 To 01.10.2025

Sr No	Particulars			Quantity kWh	Rate Rs Per kWh	Amount(in Rs)	
1.	NET KWH IMPORT TO MSEDCL			224,711.19863	5.81	1,305,572.00	
	MONTH	Import kWh	Export kWh				Net Import kWh
	SEP-25	225,354.23288	643.03425				224,711.19863
	NET kWh UNITS FOR BILLING						224,711.19863
2.	Less: REACTIVE POWER			621.78863	0.10	62.00	
	Total RKVAH export from the GRID MSEDCL to our Wind Energy Converters & Total RKVAH Export from the Wind Energy Converters to MSEDCL as per certificate from MSEDCL, 0.1Rs/kVAh for less of 10% of active energy and @ 0.25 Rs/ kVAh for Excess of 10% of Import kWh						
	MONTH	Import kVAh Units for Billing		0.00000	0.25	0.00	
	SEP-25	621.78863					
Total (1-2):						1,305,510.00	
Rounded Off:						1,305,510	
As Per EPA Clause No: 8.03, deduction of Operating charges						10,000	
Net Payable Amount:						1,295,510	

Terms & Conditions are as per EPA entered between M/s.SJVN Ltd. & MSEDCL

Please remit the payment by way of RTGS to our A/c No. SJVNKW13WD0041 of State Bank of India , New Delhi Branch, having IFSC Code no. SBIN0004266 in Favour of SJVN Ltd.

M/S SJVN Ltd.

(Authorized Signatory)

Munish Kumar
 Dy. General Manager (C&SO)
 SJVN Limited, Shakti Sadan,
 Shanan, Shimla-171006 (H.P.)



एसजेवीएन लिमिटेड

(भारत सरकार और हिमाचल प्रदेश सरकार का एक संयुक्त उपक्रम)
A Navratna CPSE
ISO 9001:2015 प्रमाणित कंपनी
कॉर्पोरेट वाणिज्यिक और प्रवासी प्रचालन विभाग, शक्ति सदन
एसजेवीएन कॉर्पोरेट, मुस्तालाय, शनान, शिमला - 171006
Email: sjvn.cso@sjvn.nic.in, gmcsosjvn@gmail.com

SJVN Limited
Commercial & System Operation Department

GSTIN No. 27AAICS1307F1ZM
CIN: L40101HP1988GOI008409

INVOICE

EPA NO:- Comm/CP/Wind/EPA/SJVN/No.25671 DATED 14.08.2014 for 2.550 MW(3 X 0.85 MW) Commissioned on 20.02.2014

INVOICE NO: MSEDCL/25/SEP-6

Date: 06.10.2025

GKV-23, GKA-52

To,
Chief Engineer (RE),
5th Floor, Prakashgad, Bandra (East),
Mumbai-51.

DOC: 20.02.2014

JMR MONTH: September-

Feeder No:- 132/33 KV Kombhalane S/S FEEDER2

Bill of Month: SEP-25

JMR Outward No:- 03835 Dated 03.10.2025

Due Date of Payment of Energy Bill:-

JMR Period:- 01.09.2025 To 01.10.2025

Sr No	Particulars				Quantity kWh	Rate Rs Per kWh	Amount(In Rs)
1.	NET KWH IMPORT TO MSEDCL				186,872.61713	5.81	1,085,730.00
	MONTH	Import kWh	Export kWh	Net Import kWh			
	SEP-25	187,407.37238	534.75525	186,872.61713			
	NET kWh UNITS FOR BILLING			186,872.61713			
2.	Less: REACTIVE POWER				517.08713	0.10	52.00
	Total RkVAh export from the GRID MSEDCL to our Wind Energy Converters & Total RkVAh Export from the Wind Energy Converters to MSEDCL as per certificate from MSEDCL, 0.1Rs/kVAh for less of 10% of active energy and @ 0.25 Rs/ kVAh for Excess of 10% of Import kWh						
	MONTH	Import kVAh Units for Billing			0.00000	0.25	0.00
	SEP-25	517.08713					52.00
Total (1-2):							1,085,678.00
Rounded Off:							1,085,678
As Per EPA Clause No: 8.03, deduction of Operating charges							10,000
Net Payable Amount:							1,075,678

Terms & Conditions are as per EPA entered between M/s.SJVN Ltd. & MSEDCL

Please remit the payment by way of RTGS to our A/c No. SJVNKW13WD0041 of State Bank of India , New Delhi Branch, having IFSC Code no. SBIN0004266 in Favour of SJVN Ltd.

M/S SJVN Ltd.

(Authorized Signatory)

Mishaish Kumar
Dy. General Manager (C&SO)
SJVN Limited, Shakti Sadan,
Shanan, Shimla-171006 (H.P.)



एसजेवीएन लिमिटेड
 (भारत सरकार और हिमाचल प्रदेश सरकार का एक संयुक्त उपक्रम)
 A Navratna CPSE
 ISO 9001:2015 प्रमाणित कंपनी
 कॉर्पोरेट कार्यालय और प्रशासकीय प्रशासन विभाग, शक्ति सदन
 एसजेवीएन कॉर्पोरेट मुख्यालय, शानान, शिमला - 171006
 Email: sjvn.csso@sjvn.nic.in, gmcso@sjvn@gmail.com

SJVN Limited
Commercial & System Operation Department

GSTIN No. 27AAICS1307F1ZM
 CIN: L40101HP1988GOI008409

INVOICE

EPA NO:- Comm/CP/Wind/EPA/SJVN/No.25669 DATED 14.08.2014 for 5.100 MW(6 X 0.85 MW) Commissioned on 30.03.2014	INVOICE NO: MSEDCL/25/SEP-8
	Date: 06.10.2025
	GKV-11, 19, 02, 03, 15
	DOC: 30.03.2014
	JMR MONTH: September-
	Feeder No:- 132/33 KV Kumbhalane S/S FEEDER2
	Bill of Month: SEP-25
	JMR Outward No:- 03835 Dated 03.10.2025

Due Date of Payment of Energy Bill:- JMR Period:- 01.09.2025 To 01.10.2025

Sr No	Particulars	Quantity kWh	Rate Rs Per kWh	Amount(in Rs)			
1.	NET KWH IMPORT TO MSEDCL	407,121.71889	5.81	2,365,377.00			
	MONTH				Import kWh	Export kWh	Net Import kWh
	SEP-25				408,286.73964	1,165.02075	407,121.71889
	NET kWh UNITS FOR BILLING				407,121.71889		
2.	Less: REACTIVE POWER	1,126.52889	0.10	113.00			
	Total RkVAh export from the GRID MSEDCL to our Wind Energy Converters & Total RkVAh Export from the Wind Energy Converters to MSEDCL as per certificate from MSEDCL, 0.1Rs/kVAh for less of 10% of active energy and @ 0.25 Rs/ kVAh for Excess of 10% of Import kWh				0.00000	0.25	0.00
	MONTH	Import kVAh Units for Billing					
	SEP-25	1,126.52889		113.00			

Total (1-2): 2,365,264.00

Rounded Off: 2,365,264

As Per EPA Clause No: 8.03, deduction of Operating charges 10,000

Net Payable Amount: 2,355,264

Terms & Conditions are as per EPA entered between M/s.SJVN Ltd. & MSEDCL

Please remit the payment by way of RTGS to our A/c No. SJVNKW13WD0041 of State Bank of India , New Delhi Branch, having IFSC Code no. SBIN0004266 in Favour of SJVN Ltd.

M/S SJVN Ltd.

(Authorized Signatory)

Munish Kumar
Dy. General Manager (C&SO)
SJVN Limited, Shakti Sadan,
Shanan, Shimla-171006 (H.P.)



एसजेवीएन लिमिटेड
 (भारत सरकार और हिमाचल प्रदेश सरकार का एक संयुक्त उपक्रम)
 A Navratna CPSE
 ISO 9001:2015 प्रमाणित कंपनी
 कॉर्पोरेट ऑफिस और प्रणाली प्रचालन विभाग, शक्ति सदन
 एसजेवीएन लिमिटेड मुख्यालय, शानान, शिमला - 171006
 Email: sjvn.cso@sjvn.nic.in, gmcs@sjvn@gmail.com

SJVN Limited
Commercial & System Operation Department

GSTIN No. 27AAICS1307F1ZM
 CIN: L40101HP1988GOI008409

INVOICE

EPA NO:- Comm/CP/Wind/EPA/SJVN/No.25670 DATED 14.08.2018 for 1.700 MW(2 X 0.85 MW) Commissioned on 22.03.2014

INVOICE NO: MSEDCL/25/SEP-9

Date: 06.10.2025

GKV-32, GKA-35

To,
 Chief Engineer (RE),
 5th Floor, Prakashgad, Bandra (East),
 Mumbai-51.

DOC: 22.03.2014

JMR MONTH: September-

Feeder No:- 132/33 KV Kombhalane S/S FEEDER2

Bill of Month: SEP-25

JMR Outward No:- 03835 Dated 03.10.2025

Due Date of Payment of Energy Bill:-

JMR Period:- 01.09.2025 To 01.10.2025

Sr No	Particulars				Quantity kWh	Rate Rs Per kWh	Amount(1h Rs)
1.	NET KWH IMPORT TO MSEDCL				189,549.87526	5.81	1,101,285.00
	MONTH	Import kWh	Export kWh	Net Import kWh			
	SEP-25	190,092.29176	542.41650	189,549.87526			
	NET kWh UNITS FOR BILLING			189,549.87526			
2.	Less: REACTIVE POWER				524.49526	0.10	52.00
	Total RkVAh export from the GRID MSEDCL to our Wind Energy Converters & Total RkVAh Export from the Wind Energy Converters to MSEDCL as per certificate from MSEDCL, 0.1Rs/kVAh for less of 10% of active energy and @ 0.25 Rs/ kVAh for Excess of 10% of Import kWh						
	MONTH	Import kVAh Units for Billing			0.00000	0.25	0.00
	SEP-25	524.49526					

Total (1-2):

1,101,233.00

Rounded Off:

1,101,233

As Per EPA Clause No: 8.03, deduction of Operating charges

10,000

Net Payable Amount:

1,091,233

Terms & Conditions are as per EPA entered between M/s.SJVN Ltd. & MSEDCL

Please remit the payment by way of RTGS to our A/c No. SJVNKW13WD0041 of State Bank of India , New Delhi Branch, having IFSC Code no. SBIN0004266 in Favour of SJVN Ltd.

M/S SJVN Ltd.

(Authorized Signatory)

Munish Kumar
 Dy. General Manager (C&SO)
 SJVN Limited, Shakti Sadan,
 Shanan, Shimla-171006 (H.P.)



एसजेवीएन लिमिटेड
 (भारत सरकार और हिमाचल प्रदेश सरकार का एक संयुक्त उपक्रम)
 A Navratna CPSE
 ISO 9001:2015 प्रमाणित कंपनी
 कॉर्पोरेट ऑफिस/निक और प्रशासी प्रयातन विभाग, शक्ति सदन
 एसजेवीएन कॉर्पोरेट मुख्यालय, शानान, शिमला - 171006
 Email: sjvn.cso@sjvn.nic.in, gmcso@sjvn@gmail.com

SJVN Limited
Commercial & System Operation Department

GSTIN No. 27AAICS1307F1ZM
 CIN: L40101HP1988GOI008409

INVOICE

EPA NO:- Comm/CP/Wind/EPA/SJVN/No.10562 DATED 06.05.2017 for 1.700 MW(2 X 0.85 MW) Commissioned on 15.04.2014	INVOICE NO: MSEDCL/25/SEP-10
	Date: 06.10.2025
	GKA-13
	DOC: 15.04.2014
	JMR MONTH: September-
	Feeder No:- 132/33 KV Kumbhalane S/S FEEDER2
	Bill of Month: SEP-25
	JMR Outward No:- 03835 Dated 03.10.2025
	JMR Period:- 01.09.2025 To 01.10.2025

Due Date of Payment of Energy Bill:-

Sr No	Particulars	Quantity kWh	Rate Rs Per kWh	Amount (in Rs)	
1.	NET KWH IMPORT TO MSEDCL				
	MONTH	Import kWh	Export kWh	Net Import kWh	
	SEP-25	108,649.73738	310.02525	108,339.71213	
	NET kWh UNITS FOR BILLING			108,339.71213	
2.	Less: REACTIVE POWER				
	Total RkVAh export from the GRID MSEDCL to our Wind Energy Converters & Total RkVAh Export from the Wind Energy Converters to MSEDCL as per certificate from MSEDCL, 0.1Rs/kVAh for less of 10% of active energy and @ 0.25 Rs/ kVAh for Excess of 10% of Import kWh		299.78213	0.10	30.00
	MONTH	Import kVAh Units for Billing			
	SEP-25	299.78213		30.00	

Total (1-2): 617,506.00

Rounded Off: 617,506

As Per EPA Clause No: 8.03, deduction of Operating charges 0

Net Payable Amount: 617,506

Terms & Conditions are as per EPA entered between M/s.SJVN Ltd. & MSEDCL

Please remit the payment by way of RTGS to our A/c No. SJVNKW13WD0041 of State Bank of India , New Delhi Branch, having IFSC Code no. SBIN0004266 in Favour of SJVN Ltd.	M/S SJVN Ltd.
--	---------------

(Authorized Signatory)

Munish Kumar
 Dy. General Manager (C&SO)
 SJVN Limited, Shakti Sadan,
 Shanan, Shimla-171006 (H.P.)



SJVN Limited
Commercial & System Operation Department
KHIRVIRE WIND POWER PROJECT

Detail of outstanding payment of Energy bills as on 30.09.2025 & late payment surcharge payable by MSEDCL upto 30.09.2025

Sr. No.	Detail of outstanding Payment	Annexure- A	Remarks
		Amount payable up to 30.09.2025	
A	1 Outstanding payment of Energy charges for Sept. 2014 to Aug 2025 Upto Aug 2018 (Details shown in Annexure. I)	60.00	
	2 Aug 2018 to Sep 2025 (Details shown in Annexure. II)	82,178,781.00	
	3 Sub Total (1+2) (Principal Outstanding)	82,178,841.00	
B	1 Late payment Surcharge@1.25 %per month On outstanding payment of upto Aug 18 (Details shown in Anne. I)	97.00	
	2 Levied because the payment of monthly energy bills for the month Jan. 2014 to Aug 18 (Part payment) released late. (Details shown in Anne. I)	109,352,258.00	
	3 LPS Payable on 30.09.2025 whereas the due date of payment already lapsed. (Details shown in Anne. II).	125,208,644.00	
	4 Sub Total (1+2+3)	234,560,999.00	
C	1 LPS payable on MERC order amount till date	2,703,087.00	
	2 Already charged upto 31.08.2025	2,515,946.00	
	3 LPS to be charged in current month bill	187,141.00	
	Total LPS payable as on 30.09.2025 (B4+C1)	237,264,086.00	
D	1 LPS charged upto 31.08.2025	236,600,428.00	
	2 LPS to be charged along with Sep 2025 bill	663,658.00	
E	LPS paid by MSEDCL		
	1 LPS adjusted during April 2022	1,236,599.00	Ref SJVN letter SJVN/C&SO/2024-25/1900 dated 20.11.2024
	2 LPS Adj during June 2022	9,340,998.00	
	3 LPS Adj during Sep 2022	15,080,390.00	
	4 LPS adjusted during Nov 2022	1,967,293.00	
	5 LPS adjusted during Mar 2023	2,723,684.00	Drived from payment shown in MSEDCL portal & actual payment receipt
	6 LPS adjusted during Dec 2023	759,067.00	-do-
	7 LPS adjusted during Jan 2024	274,382.00	-do-
	8 LPS adjusted during Mar 2024	15,179,260.00	-do-
	9 LPS paid in Oct 2024	52,946,269.00	Payment as per MERC order dated 31.07.2024
	10 LPS paid in Nov 2024	335,805.00	Drived from payment shown in MSEDCL portal & actual payment receipt
	11 LPS paid in Dec 2024	75,010.00	Drived from payment shown in MSEDCL portal & actual payment receipt
	12 LPS paid in April 2025	14,680.00	
	Total LPS paid by MSEDCL	99,933,437.00	
F	1 LPS Outstanding	137,330,649.00	
G	Gross Total Oustanding (A +F)	219,509,490.00	

Munish Kumar
Dy. General Manager (C&SO)
SJVN Limited, Shakti Sadan,
Shanan, Shimla-171006 (H.P.)



SJVN Limited

Commercial & System Operation Department

KHIRVIRE WIND POWER PROJECT

Detail of outstanding payment of Energy bills for the Month of January 2014 to Aug 2018 & late payment surcharge payable by MSEDCCL against these Monthly Energy bills (up to 30.09.2025)

Annexure -I

S. No.	Monthly energy bill for the month	Date of submission of monthly energy bill in the SE office	Payment payable to SJVN Ltd. By due date after subtracting operating charges (Rs.)	Due date of payment (60 days from the receipt of monthly energy bill in the SE office) as per Section 11.04 of EPA	Payment received as intimated by our Finance Dept. New Delhi.		Outstanding payment up to 30.09.2025	Detail of surcharge on Late payment		Detail of Surcharge on outstanding payment up to 30.09.2025 shown under column No. 7	
					Date of receipt of payment	payment received (Rs.)		Payment delayed by (days)	Surcharge @ 1.25% per Month	Delay in payment up to 30.09.2025 beyond due date (days)	Surcharge @ 1.25% per Month
	1	2	3	4	5	6	7	8	9	10	11
1	Jan. 2014 to Aug. 2014	24.09.14	166,418,574	22.11.14	14.01.15	28,844,828.00		53	636,989.95		
					05.02.15	135,522,152.00		75	4,235,067.25		
					06.02.15	2,051,594.00		76	64,967.14		
2	Sep. 2014	08.10.14	28,390,185	06.12.14	06-02-15	28,390,125.00	€0	62	733,411.56	3,889.00	97.23
3	Oct. 2014	07.11.14	9,777,264	05.01.15	16.02.15	9,777,264.00		42	171,102.12		
4	Nov. 2014	09.12.14	4,987,050	06.02.15	19.03.15	4,987,050.00		41	85,195.44		
5	Dec. 2014	07.01.15	6,021,144	07.03.15	17.04.15	6,021,144.00		41	102,861.21		
6	Jan.14 to Nov.14 (GKA 42 & 43)	07.01.15	9,111,778	07.03.15	17.04.15	9,111,778.00		41	155,659.54		
7	Jan. 2015	06.02.15	2,042,098	09.04.15	14.05.15	2,042,098.00		35	29,780.60		
8	Feb. 2015	07.03.15	5,750,539	07.05.15	27.06.15	5,750,539.00		51	122,198.95		
9	Mar. 2015	13.04.15	7,837,168	13.06.15	03.09.15	7,837,168.00		82	267,769.91		
10	May. 2015	07.05.15	15,225,996	05.07.15	03.09.15	15,225,996.00		60	380,649.90		
11	May. 2015	08.06.15	28,121,515	06.08.15	14.10.15	28,121,515.00		69	808,493.56		
12	Jun.2015	07.07.15	49,124,811	04.09.15	17.11.15	49,124,811.00		74	1,514,681.67		
13	Jul. 2015	05.08.15	75,039,167	03.10.15	20.11.15	75,039,167.00		48	1,500,783.34		
14	Aug. 2015	04.09.15	31,258,285	02.11.15	28.10.16	31,258,285.00		361	4,701,767.04		
15	Sep. 2015	07.10.15	21,780,592	05.12.15	25.11.16	21,780,592.00		356	3,230,787.81		
16	Oct. 2015	04.11.15	3,355,290	02.01.16	04.01.17	3,355,290.00		368	514,477.80		
17	Nov. 2015	07.12.15	8,963,446	04.02.16	04.01.17	8,963,446.00		335	1,251,147.67		
18	Dec. 2015	07.01.16	8,211,097	06.03.16	31.03.17	8,211,097.00		389	1,330,881.97		
19	Jan. 2016	06.02.16	3,333,449	05.04.16	31.03.17	3,333,449.00		359	498,628.41		
20	Feb. 2016	08.03.16	5,843,277	06.05.16	31.03.17	5,843,277.00		328	798,581.19		
21	Mar. 2016	05.04.16	14,896,973	03.06.16	31.03.17	14,896,973.00		300	1,862,121.63		
22	Apr-16	05.05.16	19,736,965	03.07.16	31.03.17	2,349,142.00		270	264,278.48		
					03.04.17	17,387,823.00		273	1,977,864.87		
23	May.-16	06.06.16	42,800,414	04.08.16	03.04.17	42,589,707.00		241	4,276,716.41		
24					04.04.17	210,707.00		242	21,246.29		
25	Jun-16	05.07.16	39,632,238	02.09.16	26.04.17	39,632,238.00		235	3,880,656.64		
26	Jul-16	05.08.16	22,215,227	03.10.16	26.04.17	22,215,227.00		204	1,888,294.30		
27	Aug. -16	07.09.16	27,967,609	05.11.16	26.04.17	27,967,609.00		171	1,992,692.14		
28	Sep-16	05-10-16	11,924,932	03-12-16	18-07-17	5,908,248.00		226.00	556,360.02		
					03-12-16	19-07-17		227.00	167,853.83		
					03-12-16	29-11-17		360.00	636,302.70		
30	Oct. 2016	07.11.16	6,425,928	05-01-17	29-11-17	1,252,374.00		327.00	170,635.96		
					05-01-17	01-01-18		360.00	776,033.10		
31	Nov. 2016	07.12.16	3,026,825	04-02-17	01-01-18	3,026,825.00		330.00	416,188.44		
32	Dec. 2016	04.01.17	2,721,553	04-03-17	01-01-18	2,721,553.00		302.00	342,462.09		
33	Jan. 2017	06.02.17	394,639	06-04-17	01-01-18	394,639.00		269.00	44,232.45		
34	Feb. 2017	07.03.17	1,608,698	05-05-17	01-01-18	1,608,698.00		240.00	160,869.80		
35	Mar. 2017	06.04.17	10,211,267	04-06-17	01-01-18	10,211,267.00		210.00	893,485.86		
36	May. 2017	04.05.17	28,963,474	02-07-17	01-01-18	5,048,924.00		182.00	382,876.74		

(Handwritten signature)

**KHIRVIRE WIND POWER PROJECT****Detail of outstanding payment of Energy bills for the Month of January 2014 to Aug 2018 & late payment surcharge payable by MSEDCL against these Monthly Energy bills (up to 30.09.2025)****Annexure -I**

S. No.	Monthly energy bill for the month	Date of submission of monthly energy bill in the SE office	Payment payable to SJVN Ltd. By due date after subtracting operating charges (Rs.)	Due date of payment (60 days from the receipt of monthly energy bill in the SE office) as per Section 11.04 of EPA	Payment received as intimated by our Finance Dept. New Delhi.		Outstanding payment up to 30.09.2025	Detail of surcharge on Late payment		Detail of Surcharge on outstanding payment up to 30.09.2025 shown under column No. 7	
					Date of receipt of payment	payment received (Rs.)		Payment delayed by (days)	Surcharge @ 1.25% per Month	Delay in payment up to 30.09.2025 beyond due date (days)	Surcharge @ 1.25% per Month
	1	2	3	4	5	6	7	8	9	10	11
37	May. 2017	04.05.17		02-07-17	17-01-18	1,831,467.00		198.00	151,096.03		
38	May. 2017	04.05.17		02-07-17	14-03-18	6,066,234.00		254.00	642,009.77		
39	May. 2017	04-05-17		02-07-17	23-10-18	16,016,849.00		478.00	3,190,022.00		
40	May, 2017	06-06-17	41,698,524	04-08-17	23-10-18	41,698,524.00	-	445.00	7,731,601.00		
41	Jun-17	10-07-17	45,663,155	07-09-17	23-10-18	45,663,155.00	-	411.00	7,819,815.00		
42	Jul-17	03-08-17	66,300,933	01-10-17	23-10-18	66,300,933.00	-	387.00	10,691,025.00		
43	Bill from Mayil 14 to July 17	16-08-17	49,210,413	14-10-17	23-10-18	49,210,413.00	-	374.00	7,668,623.00		
44	Aug-17	11-09-17	43,298,554	09-11-17	23-10-18	43,298,554.00	-	348.00	6,278,290.00		
45	Sep-17	09-10-17	10,914,413	07-12-17	23-10-18	10,914,413.00	-	320.00	1,455,255.00		
46	Oct-17	10-11-17	5,815,092	08-01-18	23-10-18	5,815,092.00	-	288.00	697,811.00		
47	Nov-17	11-12-17	6,232,012	08-02-18	23-10-18	6,232,012.00	-	257.00	667,345.00		
48	Dec-17	04-01-18	13,899,740	04-03-18	23-10-18	13,899,740.00	-	233.00	1,349,433.00		
49	Jan-18	09-02-18	2,811,403	09-04-18	23-10-18	2,811,403.00	-	197.00	230,769.00		
50	Feb-18	12-03-18	5,307,265	10-05-18	23-10-18	5,307,265.00	-	166.00	367,086.00		
51	Mar-18	09-04-18	11,833,283	07-06-18	23-10-18	11,833,283.00	-	138.00	680,414.00		
52	May. 2018	08-05-18	20,903,442	06-07-18	23-10-18	20,903,442.00	-	109.00	949,365.00		
53	May-18	04-06-18	36,609,742	02-08-18	23-10-18	23,330,582.12		82.00	797,128.00		
54		04-06-18		02-08-18	25-10-18	3,250,137.07		84.00	113,755.00		
55		04-06-18		02-08-18	26-12-18	593,502.00		146.00	36,105.00		
56		04-06-18		02-08-18	29-03-19	9,435,520.81		239.00	939,621.00		
57	Jun-18	09-07-18	58,606,167	06-09-18	29-03-19	14,307,670.19		204.00	1,216,152.00		
58				06-09-18	30-03-19	44,298,496.81		205.00	3,783,830.00		
59	Jul-18	08-08-18	90,531,085	06-10-18	30-03-19	90,531,085.00		175.00	6,601,225.00		
60	Aug-18	10-09-18	24,463,545	08-11-18	30-03-19	24,463,545.19		142.00	1,447,426.00		
	Total		1,257,218,235			1,257,218,175.00	60		109,352,258.00		97.00

SJVN Limited

Commercial & System Operation Department

KHIRVIRE WIND POWER PROJECT

Detail of outstanding payment of Energy bills & late payment surcharge payable by MSEDCL against these Monthly Energy bills (up to 30.09.2025)

S. No.	Monthly energy bill for the month	Date of submission of monthly energy bill in the SE office	Payment payable to SJVN Ltd. By due date after subtracting operating charges (Rs.)	Due date of payment (60 days from the receipt of monthly energy bill in the SE office) as per	Payment received as intimated by our		Outstanding payment up to 30.09.2025	Detail of surcharge on		Annexure -II	
					Date of receipt of payment	Payment received (Rs)		Payment delayed by (days)	Surcharge @ 1.25% per Month	Detail of Surcharge on outstanding	
										Delay in payment up to 30.09.2025 beyond due date (days)	Surcharge @ 1.25% per Month
1	2	3	4	5	6	7	8	9	10	11	
1	Aug-18	10-09-18	44,298,499.00	08-11-18	03-04-19	20,494,594.00				146.00	1246754
2				08-11-18	26-04-19	3,738,649.00				169.00	263263
2				08-11-18	22-08-19	17,599,290.00				287.00	2104582
3				08-11-18	22-08-19	2,465,966.00				287.00	294888
3	Sep-18	03-10-18	20,494,594.00	01-12-18	22-08-19	1,272,683.00				264.00	139995
4				01-12-18	30-03-20	19,221,911.00				485.00	3884428
4	Oct-18	09-11-18	8,198,438.00	07-01-19	30-03-20	8,198,438.00				448.00	1530375
5	Nov-18	10-12-18	5,355,065.00	07-02-19	30-03-20	5,355,065.00				417.00	930443
5	Dec-18	02-01-19	7,783,380.00	02-03-19	30-03-20	7,783,380.00				394.00	1277772
6	Jan-19	04-02-19	6,596,469.00	04-04-19	30-03-20	6,596,469.00				361.00	992219
6	Feb-19	01-03-19	11,841,168.00	29-04-19	30-03-20	11,841,168.00				336.00	1657764
7	Mar-19	01-04-19	11,732,142.00	30-05-19	30-03-20	11,732,142.00				305.00	1490960
7	Apr-19	03-05-19	28,117,241.00	01-07-19	30-03-20	28,117,241.00				273.00	3198336
8	May-19	04-06-19	30,873,012.00	02-08-19	30-03-20	30,873,012.00				241.00	3100165
8	Jun-19	02-07-19	41,391,831.00	30-08-19	30-03-20	41,391,831.00				213.00	3673525
9	Jul-19	02-08-19	62,732,943.00	30-09-19	30-03-20	62,732,943.00				182.00	4757248
9	Aug-19	04-09-19	56,277,728.00	02-11-19	30-03-20	55,254,842.70				149.00	3430405
10				02-11-19	28-04-20	131,671.00				178.00	9766
10				02-11-19	22-06-20	891,214.30				233.00	86522
11	Sep-19	03-10-19	38,210,080.00	01-12-19	22-06-20	3,733,792.70				204.00	317372
11				01-12-19	08-02-21	34,476,287.30				435.00	6248827
12	Oct-19	04-11-19	11,939,720.00	02-01-20	08-02-21	11,939,720.00				403.00	2004878
12	Nov-19	03-12-19	4,786,079.00	31-01-20	08-02-21	4,786,079.00				374.00	745831
13	Dec-19	02-01-20	4,635,007.00	01-03-20	08-02-21	4,635,007.00				344.00	664351
13	Jan-20	04-02-20	6,544,232.00	03-04-20	08-02-21	6,544,232.00				311.00	848023
14	Feb-20	04-03-20	7,896,210.00	02-05-20	08-02-21	7,896,210.00				282.00	927805
14	Mar-20	02-04-20	15,253,535.00	31-05-20	08-02-21	15,253,535.00				253.00	1607977
15	Apr-20	01-05-20	20,862,983.00	29-06-20	08-02-21	20,862,983.00				224.00	1947212
15	May-20	01-06-20	39,315,466.00	30-07-20	08-02-21	39,315,466.00				193.00	3161619
16	Jun-20	03-07-20	33,956,673.00	31-08-20	08-02-21	33,956,673.00				161.00	2277927
16	Jul-20	04-08-20	40,143,125.00	02-10-20	08-02-21	40,143,125.00				129.00	2157693
17	Aug-20	02-09-20	78,162,142.00	31-10-20	08-02-21	78,162,142.00				100.00	3256756
17	Sep-20	05-10-20	8,715,944.00	03-12-20	08-02-21	2,092,704.70				67.00	58421
18				03-12-20	27-05-21	1,141,216.00				175.00	83214

S. No.	Monthly energy bill for the month	Date of submission of monthly energy bill in the SE office	Payment payable to SJVN Ltd. By due date after subtracting operating charges (Rs.)	Due date of payment (60 days from the receipt of monthly energy bill in the SE office) as per	Payment received as intimated by our		Outstanding payment up to 30.09.2025	Detail of surcharge on		Detail of Surcharge on outstanding	
					Date of receipt of payment	Payment received (Rs)		Payment delayed by (days)	Surcharge @ 1.25% per Month	Delay in payment up to 30.09.2025 beyond due date (days)	Surcharge @ 1.25% per Month
	1	2	3.00	4	5	6.00	7	8	9	10	11
18				03-12-20	27-05-21	543,104.00				175.00	39601
19				03-12-20	28-12-21	4,938,919.00				390.00	802574
19	Oct-20	02-11-20	8,759,437.00	31-12-20	28-12-21	8,759,437.00				362.00	1321215
20	Nov-20	02-12-20	10,452,390.00	30-01-21	28-12-21	10,452,390.00				332.00	1445914
20	Dec-20	05-01-21	6,621,791.00	05-03-21	28-12-21	4,990,583.00				298.00	619664
21	Dec-20	05-01-21		05-03-21	29-04-22	1,631,208.00				420.00	285461
21	Jan-21	03-02-21	3,215,921.00	03-04-21	29-04-22	3,215,921.00				391.00	523927
22	Feb-21	03-03-21	7,769,724.00	01-05-21	29-04-22	7,769,724.00				363.00	1175171
22	Mar-21	05-04-21	11,427,950.00	03-06-21	29-04-22	9,906,409.00				330.00	1362131
23		05-04-21		03-06-21	27-05-22	1,521,541.00				358.00	226963
23	Apr-21	04-05-21	15,178,083.00	02-07-21	27-05-22	15,178,083.00				329.00	2080662
24	May-21	03-06-21	31,660,085.00	01-08-21	27-05-22	31,660,085.00				299.00	3944319
24	Jun-21	06-07-21	35,844,742.00	03-09-21	27-05-22	34,544,092.00				266.00	3828637
25		06-07-21		03-09-21	12-08-22	1,300,650.00				343.00	185885
25	Jul-21	02-08-21	59,655,216.00	30-09-21	12-08-22	59,655,216.00				316.00	7854603
26	Aug-21	02-09-21	29,912,718.00	31-10-21	12-08-22	29,912,718.00				285.00	3552135
26	Sep-21	05-10-21	45,434,714.00	03-12-21	12-08-22	43,938,762.00				252.00	4613570
27				03-12-21	23-09-22	288,378.00				294.00	35326
27				03-12-21	02-11-22	1,207,574.00				334.00	168054
28	Oct-21	05-11-21	4,776,252.00	03-01-22	02-11-22	4,776,252.00				303.00	603002
28	Nov-21	02-12-21	11,587,127.00	30-01-22	02-11-22	11,587,127.00				276.00	1332520
29	Dec-21	04-01-22	3,335,870.00	04-03-22	02-11-22	2,198,282.00				243.00	222576
29				04-03-22	30-11-22	1,137,588.00				271.00	128453
30	Jan-22	03-02-22	6,766,599.00	03-04-22	30-11-22	6,766,599.00				241.00	679479
30	Feb-22	04-03-22	5,606,754.00	02-05-22	30-11-22	4,516,584.00				212.00	398965
31				02-05-22	10-01-23	1,090,170.00				253.00	114922
31	Mar-22	05-04-22	12,901,638.00	03-06-22	10-01-23	12,901,638.00				221.00	1188026
32	Apr-22	05-05-22	20,944,804.00	03-07-22	10-01-23	19,890,584.00				191.00	1582959
32				03-07-22	22-02-23	1,054,220.00				234.00	102786
33	May-22	03-06-22	50,381,981.00	01-08-22	22-02-23	50,381,981.00				205.00	4303461
33	Jun-22	05-07-22	38,674,935.00	02-09-22	22-02-23	37,611,454.00				173.00	2711159
34				02-09-22	01-03-23	1,063,481.00				180.00	79761
34	Jul-22	04-08-22	55,482,440.00	02-10-22	01-03-23	7,923,751.00				150.00	495234
35		04-08-22		02-10-22	29-03-23	47,558,689.00				178.00	3527269
35	Aug-22	05-09-22	57,971,220.00	03-11-22	29-03-23	57,971,220.00				146.00	3526583
36	Sep-22	04-10-22	17,291,802.00	02-12-22	29-03-23	7,850,203.00				117.00	382697
36				02-12-22	20-04-23	9,441,599.00				139.00	546826
37	Oct-22	03-11-22	11,900,373.00	01-01-23	20-04-23	11,900,373.00				109.00	540475
37	Nov-22	05-12-22	8,996,332.00	02-02-23	20-04-23	7,540,806.00				77.00	241934

S. No.	Monthly energy bill for the month	Date of submission of monthly energy bill in the SE office	Payment payable to SJVN Ltd. By due date after subtracting operating charges (Rs.)	Due date of payment (60 days from the receipt of monthly energy bill in the SE office) as per	Payment received as intimated by our		Outstanding payment up to 30.09.2025	Detail of surcharge on		Detail of Surcharge on outstanding	
					Date of receipt of payment	Payment received (Rs)		Payment delayed by (days)	Surcharge @ 1.25% per Month	Delay in payment up to 30.09.2025 beyond due date (days)	Surcharge @ 1.25% per Month
	1	2	3.00	4	5	6.00	7	8	9	10	11
38				02-02-23	19-05-23	1,455,526.00				106.00	64286
38	Dec-22	05-01-23	4,026,094.00	05-03-23	19-05-23	2,566,438.00				75.00	80201
39		05-01-23		05-03-23	09-06-23	1,459,656.00				96.00	58386
39	Jan-23	06-02-23	4,118,341.00	06-04-23	09-06-23	2,654,463.00				64.00	70786
40				06-04-23	30-08-23	1,463,878.00				146.00	89053
40	Feb-23	06-03-23	4,221,755.00	04-05-23	30-08-23	4,221,755.00				118.00	207570
41	Mar-23	04-04-23	10,094,833.00	02-06-23	30-08-23	10,094,833.00				89.00	374350
41	Apr-23	04-05-23	10,996,480.00	02-07-23	30-08-23	10,996,480.00				59.00	270330
42	May-23	02-06-23	29,058,071.00	31-07-23	30-08-23	2,251,966.00				30.00	28150
42		02-06-23		31-07-23	14-09-23	25,287,442.00				45.00	474140
43				31-07-23	28-09-23	1,518,663.00				59.00	37334
43	Jun-23	05-07-23	54,957,362.00	02-09-23	28-09-23	53,383,641.00				26.00	578323
44				02-09-23	02-11-23	1,573,721.00				61.00	39999
44	Jul-23	03-08-23	57,267,793.00	01-10-23	02-11-23	55,636,701.00				32.00	741823
45				01-10-23	01-12-23	1,631,092.00				61.00	41457
45	Aug-23	04-09-23	50,295,455.00	02-11-23	01-12-23	48,613,967.00				29.00	587419
46				02-11-23	29-12-23	1,681,488.00				57.00	39935
46	Sep-23	03-10-23	35,890,214.00	01-12-23	29-12-23	33,504,668.00				28.00	390888
47				01-12-23	31-01-24	2,385,546.00				61.00	60633
47	Oct-23	03-11-23	3,892,503.00	01-01-24	31-01-24	1,502,958.00				30.00	18787
48				01-01-24	31-01-24	239,075.00				30.00	2988
48				01-01-24	28-02-24	668,067.00				58.00	16145
49				01-01-24	04-03-24	1,482,403.00				63.00	38913
49	Nov-23	05-12-23	4,115,831.00	02-02-24	04-03-24	2,629,209.00				31.00	33961
50				02-02-24	03-05-24	1,486,622.00				91.00	56368
50	Dec-23	05-01-24	4,302,539.00	04-03-24	03-05-24	4,149,843.00				60.00	103746
51				04-03-24	05-06-24	152,696.00				93.00	5917
51	Jan-24	05-02-24	5,642,212.00	04-04-24	05-06-24	5,392,941.00				62.00	139318
52				04-04-24	02-07-24	249,271.00				89.00	9244
52	Feb-24	05-03-24	5,551,290.00	03-05-24	02-07-24	5,551,290.00				60.00	138782
53	Mar-24	03-04-24	14,184,031.00	01-06-24	02-07-24	8,369,183.00				31.00	108102
53				01-06-24	02-08-24	5,814,848.00				62.00	150217
54	Apr-24	06-05-24	13,474,451.00	04-07-24	02-08-24	7,646,027.00				29.00	92389
54				04-07-24	21-08-24	4,298,133.00				48.00	85963
55				04-07-24	05-09-24	1,530,291.00				63.00	40170
55	May-24	04-06-24	34,235,206.00	02-08-24	05-09-24	32,670,577.00				34.00	462833
56				02-08-24	20-09-24	1,564,629.00				49.00	31945

M. Kumar

S. No.	Monthly energy bill for the month	Date of submission of monthly energy bill in the SE office	Payment payable to SJVN Ltd. By due date after subtracting operating charges (Rs.)	Due date of payment (60 days from the receipt of monthly energy bill in the SE office) as per	Payment received as intimated by our		Outstanding payment up to 30.09.2025	Detail of surcharge on		Detail of Surcharge on outstanding	
					Date of receipt of payment	Payment received (Rs)		Payment delayed by (days)	Surcharge @ 1.25% per Month	Delay in payment up to 30.09.2025 beyond due date (days)	Surcharge @ 1.25% per Month
	1	2	3.00	4	5	6.00	7	8	9	10	11
56	Jun-24	03-07-24	32,790,163.00	31-08-24	20-09-24	31,192,644.00				20.00	259939
57				31-08-24	30-09-24	46,552.00				30.00	582
57				31-08-24	16-10-24	1,550,967.00				46.00	29727
58	Jul-24	06-08-24	70,304,834.00	04-10-24	16-10-24	68,683,461.00				12.00	343417
58				04-10-24	21-11-24	1,621,373.00				48.00	32427
59	Aug-24	03-09-24	44,727,159.00	01-11-24	21-11-24	43,060,956.00				20.00	358841
				01-11-24	21-12-24	1,666,203.00				50.00	34713
59	Sep-24	04-10-24	22,838,548.00	02-12-24	21-12-24	21,551,017.00				19.00	170612
				02-12-24	23-01-25	1,287,531.00				52.00	27897
60	Oct-24	06-11-24	6,533,942.00	04-01-25	23-01-25	5,239,775.00				19.00	41482
				04-01-25	13-02-25	1,294,167.00				40.00	21569
61	Nov-24	03-12-24	9,200,367.00	31-01-25	13-02-25	7,896,897.00				13.00	42775
				31-01-25	11-03-25	1,303,470.00				39.00	21181
62	Dec-24	03-01-25	4,811,225.00	03-03-25	11-03-25	3,502,839.00				8.00	11676
				03-03-25	15-04-25	1,308,386.00				43.00	23442
63	Jan-25	05-02-25	4,713,510.00	05-04-25	15-04-25	3,400,306.00				10.00	14168
				05-04-25	16-05-25	1,313,204.00				41.00	22434
64	Feb-25	04-03-25	3,163,642.00	02-05-25	16-05-25	1,847,172.00				14.00	10775
				02-05-25	09-06-25	1,316,470.00				38.00	20844
65	Mar-25	03-04-25	8,797,235.00	01-06-25	09-06-25	7,471,922.00				8.00	24906
				01-06-25	30-06-25	51,878.00				29.00	627
				01-06-25	14-07-25	1,273,435.00				43.00	22816
66	Apr-25	06-05-25	26,104,302.00	04-07-25	14-07-25	24,804,662.00				10.00	103353
				04-07-25	14-08-25	1,299,640.00				41.00	22202
67	May-25	04-06-25	27,451,265.00	02-08-25	14-08-25	26,124,072.00				12.00	130620
				02-08-25	11-09-25	1,327,193.00				40.00	22120
68	Jun-25	04-07-25	60,756,139.00	01-09-25	11-09-25	33,309,918.00				10.00	138791
				01-09-25	30-09-25	26,058,172.00				29.00	314870
				01-09-25			1,388,049.00			29.00	16772
69	Jul-25	05-08-25	48,336,653.00	03-10-25			48,336,653.00				
70	Aug-25	03-09-25	32,454,079.00	01-11-25			32,454,079.00				
			1,967,972,128.00			1,885,793,346.70	82,178,781.00	-	-		125,208,644.00

LPS on delayed payment of MERC order

Sr No	Date of Bill	Due date	Amount billed	Date of payment	Amount paid	Amount outstanding	Date of LPS	No of Days	LPS amount
1	02-08-24	01-10-24	103,200,969.00	01-10-24	52,946,269.00	50,254,700.00	31-10-24	30.00	619,578.00
				31-10-24	35,075,440.00	15,179,260.00	30-09-25	334.00	2,083,509.00
					Total LPS				2,703,087.00
					Already charged upto 31-08-2025				2,515,946.00
					Diff to be billed with Sep 25 bill				187,141.00

MAHAVITARAN

Maharashtra State Electricity Distribution Co. Ltd.

(A Govt. of Maharashtra undertaking)
CIN: U40109MH2005SGC153645

Phone No: 02412353645
FAX_NO: 0241 2344585
EMAIL: seahmednagar@gmail.com
WEBSITE: www.mahadiscom.in

Office of the, Superintending Engineer, O&M Circle,
Old Power House, New Admn.Bldg, Station Road, Ahmednagar - 414 001

No.SE/ANRC/TECH/HT/DYE AMR/ _____ Date: 06.10.2025

To,
Chief Engineer (Corp.Pl.),
Mumbai, MSEDCL, Prakashgad,
Bandra, Mumbai

Sub : Monthly Credit Note In respect of SJVN Limited at Khirvire Wind Power Project site, Taluka-Akole, Dist.-Ahmednagar for the month of September, 2025 at 132/33 KV Kombhalne Sub Station (33 kV FEEDER1)

Name of the WTG Owner/ Customer : SJVN Limited

Make of WEG: GAMESA Wind Turbines Pvt.Ltd.

MSEDCL Meter No. Main Meter :16595593 MAKE:ELSTER ABT 1800

Sr No.	Parameter	MSEDCL Meter Reading Date		Difference	Multiplying Factor (M.F.)	Units Recorded	kVARh Charges Calculations				
		Current	Previous				Export kVARh Lead(Q2)	Export kVARh Lag(Q3)			
		01.10.2025(00:00 Hrs)	01.09.2025(00:00 Hrs)								
1	2	3	4=2-3	5	6=4*5						
1	Import kWh	208,879.5950	207,321.3825	1,558.2125	1500	2,337,318.75	Export kVARh Lead(Q2)	0.00			
2	Import kWh- Rate A	72,146.6425	71,617.8100	528.8325	1500	793,248.75	Export kVARh Lag(Q3)	4,650.00			
3	Import kWh- Rate B	75,760.8250	75,193.1075	567.7175	1500	851,576.25	Total kVARh Unit	4,650.00			
4	Import kWh- Rate C	22,216.2500	22,035.5125	180.7375	1500	271,106.25	Note: As per MERC order charges for kVARh units are to be added to the monthly electricity bill of developer in case of self use. In case of third party sale, these charges are to be added to the Electricity Bill of third party consumer as per kVARh price.				
5	Import kWh- Rate D	38,755.8775	38,474.9525	280.9250	1500	421,387.50					
6	Export kWh	1,110.4925	1,107.8550	2.6375	1500	3,956.25					
7	Export kWh- Rate A	356.9350	356.1325	0.8025	1500	1,203.75					
8	Export kWh- Rate B	445.5775	444.4775	1.1000	1500	1,650.00					
9	Export kWh- Rate C	161.1125	160.5900	0.5225	1500	783.75					
10	Export kWh- Rate D	146.8675	146.6550	0.2125	1500	318.75					
11	Import kVAh	208,989.4250	207,428.3325	1,561.0925	1500	2,341,638.75					
12	Export kVAh	1,814.3725	1,810.1275	4.2450	1500	6,367.50					
13	Import kVARh Lag (Q1)	4,619.2450	4,518.0475	101.1975	1500	151,798.25					
14	Export kVARh Lead (Q2)	5.1900	5.1900	0.0000	1500	0.00					
15	Export kVARh Lag (Q3)	1,353.6325	1,350.5325	3.1000	1500	4,650.00					
16	Import kVARh Lead (Q4)	3,717.2225	3,715.1650	2.0575	1500	3,086.25					
Power Factor		Buyer No. & Name		kWh %	Import kWh units	Export kWh units			Wheeling & Tr. Loss (0%)	Net kWh Units for Credit	kVARh Units
IMPORT		0.998		100	2,337,318.75	3,956.25			0.00	2,333,362.50	4,650.00
EXPORT		0.621									
		MSEDCL Chief Engineer (Corp.Pln.)									

MSEDCL meter No. Check meter: 16595594 Make: ELSTER ABT 1800

Sr No.	Parameter	MSEDCL Meter Reading Date		Difference	Multiplying Factor	Units Recorded
		Current	Previous			
		01.10.2025(00:00 Hrs)	01.09.2025(00:00 Hrs)			
1	2	3	4=2-3	5	6=4*5	
01	Import kVAh	208,754.7625	207,195.4225	1,559.3400	1500	2,339,010.00
02	Export kVAh	1,802.7350	1,798.5400	4.1950	1500	6,292.50
03	Import kWh	208,644.0250	207,087.6025	1,556.4225	1500	2,334,633.75
04	Export kWh	1,105.1175	1,102.4625	2.6550	1500	3,982.50



(A Govt. of Maharashtra undertaking)
 CIN: U40109MH2005SGC153645
 Maharashtra State Electricity Distribution Co. Ltd
 Sub-Div Akole Div-Sanagamner Circle- Ahmednagar.

SJVN Limited Energy Break Up Report From 01.09.2025 to 01.10.2025 (SEP-2025) at Site Khirvire Tal.: Akole & Dist Ahmednagar

No of WEG's Connected : 29 X 850 KW

33 kV FEEDER1 at 132/33 KV/ KOMBHALNESUBSTATION

Total Capacity : 24.650 MW

Joint Meter Reading: 01.10.2025 for FEEDER1 at Kombhalane SS at Khirvere site

Sr. No.	Customer Name	Date of Commissioning (DOC)	Location No.	Percentage of Total Generation (%)	Import KWH	Date of Commissioning wise total Import KWH	Export KWH	Date of Commissioning wise total Export KWH	Net KWH	Date of Commissioning wise total KWH	RKVAH	Date of Commissioning wise total RKVAH
1	SJVN Ltd.	20.01.2014	GKA-02	0.00	0.00000	1,091,294.12441	0.00000	1,847.17316	0.00000	1,089,446.95125	0.00000	2,171.08500
			GKA-14N	4.03	94,193.94563		159.43688		94,034.50875		187.39500	
			GKA-15	2.89	67,548.51188		114.33563		67,434.17625		134.38500	
			GKA-37	4.09	95,596.33688		161.81063		95,434.52625		190.18500	
			GKA-41	3.32	77,598.98250		131.34750		77,467.63500		154.38000	
			GKA-42	4.2	98,167.38750		166.16250		98,001.22500		195.30000	
			GKA-43	3.85	89,986.77188		152.31563		89,834.45625		179.02500	
			GKA-45	3.39	79,235.10563		134.11688		79,100.98875		157.63500	
			GKA-46	3.27	76,430.32313		129.36938		76,300.95375		152.05500	
			GKA-47	4.26	99,569.77875		168.53625		99,401.24250		198.09000	
			GKA-48	4.32	100,972.17000		170.91000		100,801.26000		200.88000	
			GKA-50	5.15	120,371.91563		203.74688		120,168.16875		239.47500	
GKA-54	3.92	91,622.89500	155.08500	91,467.81000	182.28000							
2	SJVN Ltd.	31.01.2014	GAK-01	3.35	78,300.17813	871,118.69815	132.53438	1,474.49440	78,167.64375	869,644.20375	155.77500	1,733.05500
			GAK-43N1	3.16	73,859.27250		125.01750		73,734.25500		146.94000	
			GAK-66	3.29	76,897.78688		130.16063		76,767.62625		152.98500	
			GAK-67	0.00	0.00000		0.00000		0.00000		0.00000	
			GKA-06	4.32	100,972.17000		170.91000		100,801.26000		200.88000	
			GKA-09	0.00	0.00000		0.00000		0.00000		0.00000	
			GKA-10	4.73	110,555.17688		187.13063		110,368.04625		219.94500	
			GKA-17	3.71	86,714.52563		146.77688		86,567.74875		172.51500	
			GKA-20	3.76	87,883.18500		148.75500		87,734.43000		174.84000	



(A Govt. of Maharashtra undertaking)
 CIN: U40109MH2005SGC153645
 Maharashtra State Electricity Distribution Co. Ltd
 Sub-Div Akole Div-Sanagamner Circle- Ahmednagar.

Sr. No.	Customer Name	Date of Commissioning (DOC)	Location No.	Percentage of Total Generation (%)	Import KWH	Date of Commissioning wise total Import KWH	Export KWH	Date of Commissioning wise total Export KWH	Net KWH	Date of Commissioning wise total KWH	RKVAH	Date of Commissioning wise total RKVAH
			GKA-36	4.18	97,699.92375		165.37125		97,534.55250		194.37000	
			GKA-40	3.51	82,039.88813		138.86438		81,901.02375		163.21500	
			GKA-68	3.26	76,196.59125		128.97375		76,067.61750		151.59000	
3	SJVN Ltd.	20.02.2014	GAK-86	3.35	78,300.17813	78,300.17813	132.53438	132.53438	78,167.64375	78,167.64375	155.77500	155.77500
4	SJVN Ltd.	30.03.2014	GKA-19	4.15	96,998.72813	96,998.72813	164.18438	164.18438	96,834.54375	96,834.54375	192.97500	192.97500
5	SJVN Ltd.	15.04.2014	GKA-18	4.28	100,037.24250	100,037.24250	169.32750	169.32750	99,867.91500	99,867.91500	199.02000	199.02000
6	SJVN Ltd.	20.05.2014	GKA-51	4.26	99,569.77875	99,569.77875	168.53625	168.53625	99,401.24250	99,401.24250	198.09000	198.09000
Total				100.00000	2,337,318.75007	2,337,318.75007	3,956.25007	3,956.25007	2,333,362.50000	2,333,362.50000	4,650.00000	4,650.00000



(A Govt. of Maharashtra undertaking)
CIN: U40109MH2005SGC153645

Phone No: 02412353645
FAX_NO: 0241 2344585
EMAIL: seahmednagar@gmail.com
WEBSITE: www.mahadiscom.in

Office of the, Superintending Engineer,O&M Circle,
Old Power House, New Admn.Bldg, Station Road, Ahmednagar - 414 001

No.SE/ANRC/TECH/HT/DYE AMR/ _____ Date: 06.10.2025

To,
Chief Engineer (Corp.Pln.),
Mumbai, MSEDCL, Prakashgad,
Bandra, Mumbai

Sub : Monthly Credit Note In respect of SJVN Limited at Khirvire Wind Power Project site, Taluka-Akole, Dist.-Ahmednagar for the month of September ,2025 at 132/33 KV Kombahe Sub Station (33 kV FEEDER2)

Name of the WTG Owner/ Customer : SJVN Limited

Make of WEG: GAMESA Wind Turbines Pvt.Ltd.

MSEDCL Meter No. Main Meter : 16595595 MAKE:ELSTER ABT 1800

Sr No.	Parameter	MSEDCL Meter Reading Date		Difference	Multiplying Factor (M.F.)	Units Recorded	kVAh Charges Calculations		
		Current	Previous				Export kVAh Lead(Q2)	Export kVAh Lag(Q3)	
		01.10.2025(00:00 Hrs)	01.09.2025(00:00 Hrs)						
1	2	3	4=2-3	5	6=4*5				
1	Import kWh	168,299.4475	167,106.1600	1,193.2875	1500	1,789,948.25		0.00	
2	Import kWh- Rate A	58,067.2275	58,654.8600	412.3675	1500	618,551.25	Total kVAh Unit	4,938.75	
3	Import kWh- Rate B	60,553.3350	60,129.2600	424.0750	1500	636,112.50			
4	Import kWh- Rate C	18,017.3750	17,860.1575	137.2175	1500	205,826.25			
5	Import kWh- Rate D	30,661.5100	30,441.8725	219.6375	1500	329,456.25			
6	Export kWh	1,086.3875	1,082.9825	3.4050	1500	5,107.50			
7	Export kWh- Rate A	340.6275	339.5575	1.0700	1500	1,605.00			
8	Export kWh- Rate B	439.8750	438.4600	1.4150	1500	2,122.50			
9	Export kWh- Rate C	164.7075	164.0750	0.6325	1500	948.75			
10	Export kWh- Rate D	141.1775	140.8900	0.2875	1500	431.25			
11	Import kVAh	168,418.7600	167,223.7925	1,194.9675	1500	1,792,451.25			
12	Export kVAh	1,567.9375	1,562.9075	5.0300	1500	7,545.00			
13	Import kVAh Lag (Q1)	4,454.8350	4,386.6800	68.1750	1500	102,262.50			
14	Export kVAh Lead (Q2)	14.2375	14.2375	0.0000	1500	0.00			
15	Export kVAh Lag (Q3)	1,007.4750	1,004.1825	3.2925	1500	4,938.75			
16	Import kVAh Lead (Q4)	3,290.2350	3,287.3800	2.8550	1500	4,282.50			
Power Factor		Buyer No. & Name		kWh %	Import kWh units	Export kWh units	Wheeling & Tr. Loss (0%)	Net kWh Units for Credit	kVAh Units
IMPORT		0.999		100	1,789,946.25	5,107.50	0.00	1,784,838.75	4,938.75
EXPORT		0.677							
MSEDCL Chief Engineer (Corp.Pln.)									

Note: As per MERC order charges for kVAh units are to be added to the monthly electricity bill of developer in case of self use. In case of third party sale, these charges are to be added to the Electricity Bill of third party consumer as per kVAh price.

MSEDCL meter No. Check meter: 16595596 Make: ELSTER ABT 1800

Sr No.	Parameter	MSEDCL Meter Reading Date		Difference	Multiplying Factor	Units Recorded
		Current	Previous			
		01.10.2025(00:00 Hrs)	01.09.2025(00:00 Hrs)			
1	2	3	4=2-3	5	6=4*5	
01	Import kVAh	188,612.4425	167,415.9800	1,196.4625	1500	1,794,693.75
02	Export kVAh	1,573.9425	1,568.9275	5.0150	1500	7,522.50
03	Import kWh	168,493.3075	167,288.5125	1,194.7950	1500	1,792,192.50
04	Export kWh	1,093.0800	1,089.6525	3.4275	1500	5,141.25



(A Govt. of Maharashtra undertaking)
 CIN: U40109MH2005SGC153645
 Maharashtra State Electricity Distribution Co. Ltd
 Sub-Div Akole Div-Sanagamner Circle- Ahmednagar.

SJVN Limited Energy Break Up Report From 01.09.2025 to 01.10.2025 (SEP-2025) at Site Khirvire Tal.: Akole & Dist Ahmednagar

No of WEG's Connected : 27 X 850 KW

33 kV FEEDER2 at 132/33 KV/ KOMBHALNESUBSTATION

Total Capacity : 22.950 MW

Joint Meter Reading: 01.10.2025 for FEEDER2 at Kombhalane SS at Khirvere site

Sr. No.	Customer Name	Date of Commissioning (DOC)	Location No.	Percentage of Total Generation (%)	Import KWH	Date of Commissioning wise total Import KWH	Export KWH	Date of Commissioning wise total Export KWH	Net KWH	Date of Commissioning wise total KWH	RKVAH	Date of Commissioning wise total RKVAH
1	SJVN Ltd.	20.01.2014	GKA-34	4.9	87,707.36625	670,155.87602	250.26750	1,912.24800	87,457.09875	668,243.62802	241.99875	1,849.06802
			GKA-53	0.00	0.00000		0.00000		0.00000		0.00000	
			GKV-05	0.00	0.00000		0.00000		0.00000		0.00000	
			GKV-06	4.67	83,590.48988		238.52025		83,351.96963		230.63963	
			GKV-12	0.00	0.00000		0.00000		0.00000		0.00000	
			GKV-13	4.28	76,609.69950		218.60100		76,391.09850		211.37850	
			GKV-14	4.05	72,492.82313		206.85375		72,285.96938		200.01938	
			GKV-18	4.98	89,139.32325		254.35350		88,884.96975		245.94975	
			GKV-20	5.31	95,046.14588		271.20825		94,774.93763		262.24763	
			GKV-22N	4.42	79,115.62425		225.75150		78,889.87275		218.29275	
			GKV-28	4.83	86,454.40388		246.69225		86,207.71163		238.54163	
GKV-4N	0.00	0.00000	0.00000	0.00000	0.00000							
2	SJVN Ltd.	31.01.2014	GKV-07	5.04	90,213.29100	225,354.23288	257.41800	643.03425	89,955.87300	224,711.19863	248.91300	621.78863
			GKV-21	3.6	64,438.06500		183.87000		64,254.19500		177.79500	
			GKV-28N1	0.00	0.00000		0.00000		0.00000		0.00000	
			GKV-39	0.00	0.00000		0.00000		0.00000		0.00000	
			GKV-50	3.95	70,702.87688		201.74625		70,501.13063		195.08063	
3	SJVN Ltd.	20.02.2014	GKA-52	6.16	110,260.68900	187,407.37238	314.62200	534.75525	109,946.06700	186,872.61713	304.22700	517.08713
			GKV-23	4.31	77,146.68338		220.13325		76,926.55013		212.86013	
4	SJVN Ltd.	22.03.2014	GKA-35	5.35	95,762.12438	190,092.29176	273.25125	542.41650	95,488.87313	189,549.87526	264.22313	524.49526
			GKV-32	5.27	94,330.16738		269.16525		94,061.00213		260.27213	
			GKV-02	4.83	86,454.40388		246.69225		86,207.71163		238.54163	



MAHAVITARAN
Maharashtra State Electricity Distribution Co. Ltd.

(A Govt. of Maharashtra undertaking)
CIN: U40109MH2005SGC153645
Maharashtra State Electricity Distribution Co. Ltd
Sub-Div Akole Div-Sanagamner Circle- Ahmednagar.

Sr. No.	Customer Name	Date of Commissioning (DOC)	Location No.	Percentage of Total Generation (%)	Import KWH	Date of Commissioning wise total Import KWH	Export KWH	Date of Commissioning wise total Export KWH	Net KWH	Date of Commissioning wise total KWH	RKVAH	Date of Commissioning wise total RKVAH
5	SJVN Ltd.	30.03.2014	GKV-03	4.08	73,029.80700	408,286.73964	208.38600	1,165.02075	72,821.42100	407,121.71889	201.50100	1,126.52889
			GKV-11	4.15	74,282.76938		211.96125		74,070.80813		204.95813	
			GKV-15	4.57	81,800.54363		233.41275		81,567.13088		225.70088	
			GKV-19	5.18	92,719.21575		264.56850		92,454.64725		255.82725	
6	SJVN Ltd.	15.04.2014	GKA-13	6.07	108,649.73738	108,649.73738	310.02525	310.02525	108,339.71213	108,339.71213	299.78213	299.78213
Total				100.00000	1,789,946.25006	1,789,946.25006	5,107.50000	5,107.50000	1,784,838.75006	1,784,838.75006	4,938.75006	4,938.75006



SJVN Limited
Commercial & System Operation Department

Joint Meter Reading Report SEP,25

Name of site:	Khirvire Wind Power Project
---------------	-----------------------------

Main Meter

Grid Connectivity in the name of	M/s. K. P. Power Pvt. Ltd.		
Name of WTG Owner/ Customer	SJVN Ltd. (A Joint Venture of Govt. of India & Govt. of H.P.)		
Name of Substation	132/33 kV Substation Kombhalne (Taluka-Akole)		
33 kV Feeder No.	1		
MSEDCL Main Meter Details	Make: Elster/ Sr. No. 16595593		
MSEDCL Check Meter No.	16595594		
Date of joint meter reading	01.10.2025	Time	00:00:00

Main Meter Reading (Feeder-1)

Sr. No.	Parameter	Reading as on		Difference	Multiplying Factor (M.F.)	Total kWh
		01.10.2025 at 00:00:00	01.09.2025 at 00:00:00			
01	Import kWh	208,879.5950	207,321.3825	1,558.2125	1500	2,337,318.75
02	Import kWh- Rate A	72,146.6425	71,617.8100	528.8325	1500	793,248.75
03	Import kWh- Rate B	75,760.8250	75,193.1075	567.7175	1500	851,576.25
04	Import kWh- Rate C	22,216.2500	22,035.5125	180.7375	1500	271,106.25
05	Import kWh- Rate D	38,755.8775	38,474.9525	280.9250	1500	421,387.50
06	Export kWh	1,110.4925	1,107.8550	2.6375	1500	3,956.25
07	Export kWh- Rate A	356.9350	356.1325	0.8025	1500	1,203.75
08	Export kWh- Rate B	445.5775	444.4775	1.1000	1500	1,650.00
09	Export kWh- Rate C	161.1125	160.5900	0.5225	1500	783.75
10	Export kWh- Rate D	146.8675	146.6550	0.2125	1500	318.75
11	Import kVAh	208,989.4250	207,428.3325	1,561.0925	1500	2,341,638.75
12	Export kVAh	1,814.3725	1,810.1275	4.2450	1500	6,367.50
13	Import kVAh Lag (Q1)	4,619.2450	4,518.0475	101.1975	1500	151,796.25
14	Export kVAh Lead (Q2)	5.1900	5.1900	0.0000	1500	0.00
15	Export kVAh Lag (Q3)	1,353.6325	1,350.5325	3.1000	1500	4,650.00
16	Import kVAh Lead (Q4)	3,717.2225	3,715.1650	2.0575	1500	3,086.25

Note: Main meter reading taken from MRI print.

Representative of SJVN Ltd.



SJVN Limited
Commercial & System Operation Department

Joint Meter Reading Report SEP,25

Name of site:	Khirvire Wind Power Project
----------------------	-----------------------------

Check Meter

Grid Connectivity in the name of	M/s. K. P. Power Pvt. Ltd.		
Name of WTG Owner/ Customer	SJVN Ltd. (A Joint Venture of Govt. of India & Govt. of H.P.)		
Name of Substation	132/33 kV Substation Kombhalne (Taluka-Akole)		
33 kV Feeder No.	1		
MSEDCL Main Meter Details	Make: Elster/ Sr. No. 16595593		
MSEDCL Check Meter No.	16595594		
Date of joint meter reading	01.10.2025	Time	00:00:00

Check Meter Reading (Feeder-1)

Sr. No.	Parameter	Reading as on		Difference	Multiplying Factor (M.F.)	Total kWh
		01.10.2025 at 00:00:00	01.09.2025 at 00:00:00			
01	Import kWh	208,644.0250	207,087.6025	1,556.4225	1500	2,334,633.75
02	Import kWh- Rate A	72,019.0500	71,488.7575	530.2925	1500	795,438.75
03	Import kWh- Rate B	75,755.3425	75,188.8100	566.5325	1500	849,798.75
04	Import kWh- Rate C	22,243.1850	22,063.4525	179.7325	1500	269,598.75
05	Import kWh- Rate D	38,626.4475	38,346.5825	279.8650	1500	419,797.50
06	Export kWh	1,105.1175	1,102.4625	2.6550	1500	3,982.50
07	Export kWh- Rate A	356.6225	355.8125	0.8100	1500	1,215.00
08	Export kWh- Rate B	445.0750	443.9925	1.0825	1500	1,623.75
09	Export kWh- Rate C	157.9050	157.3550	0.5500	1500	825.00
10	Export kWh- Rate D	145.5150	145.3025	0.2125	1500	318.75
11	Import kVAh	208,754.7625	207,195.4225	1,559.3400	1500	2,339,010.00
12	Export kVAh	1,802.7350	1,798.5400	4.1950	1500	6,292.50
13	Import kVArh Lag (Q1)	4,634.5575	4,533.3825	101.1750	1500	151,762.50
14	Export kVArh Lead (Q2)	5.2475	5.2475	0.0000	1500	0.00
15	Export kVArh Lag (Q3)	1,342.6975	1,339.6500	3.0475	1500	4,571.25
16	Import kVArh Lead (Q4)	3,659.1800	3,657.0925	2.0875	1500	3,131.25

Note: Check meter reading taken from MRI print.

Representative of SJVN Ltd.



SJVN Limited
Commercial & System Operation Department

Joint Meter Reading Report SEP,25

Name of site:	Khirvire Wind Power Project
---------------	-----------------------------

Main Meter

Grid Connectivity in the name of	M/s. K. P. Power Pvt. Ltd.		
Name of WTG Owner/ Customer	SJVN Ltd. (A Joint Venture of Govt. of India & Govt. of H.P.)		
Name of Substation	132/33 kV Substation Kombhalne (Taluka-Akole)		
33 kV Feeder No.	2		
MSEDCL Main Meter Details	Make: Elster/ Sr. No. 16595595		
MSEDCL Check Meter No.	16595596		
Date of joint meter reading	01.10.2025	Time	00:00:00

Main Meter Reading (Feeder-2)

Sr. No.	Parameter	Reading as on		Difference	Multiplying Factor (M.F.)	Total kWh
		01.10.2025 at 00:00:00	01.09.2025 at 00:00:00			
01	Import kWh	168,299.4475	167,106.1500	1,193.2975	1500	1,789,946.25
02	Import kWh- Rate A	59,067.2275	58,654.8600	412.3675	1500	618,551.25
03	Import kWh- Rate B	60,553.3350	60,129.2600	424.0750	1500	636,112.50
04	Import kWh- Rate C	18,017.3750	17,880.1575	137.2175	1500	205,826.25
05	Import kWh- Rate D	30,661.5100	30,441.8725	219.6375	1500	329,456.25
06	Export kWh	1,086.3875	1,082.9825	3.4050	1500	5,107.50
07	Export kWh- Rate A	340.6275	339.5575	1.0700	1500	1,605.00
08	Export kWh- Rate B	439.8750	438.4600	1.4150	1500	2,122.50
09	Export kWh- Rate C	164.7075	164.0750	0.6325	1500	948.75
10	Export kWh- Rate D	141.1775	140.8900	0.2875	1500	431.25
11	Import kVAh	168,418.7600	167,223.7925	1,194.9675	1500	1,792,451.25
12	Export kVAh	1,567.9375	1,562.9075	5.0300	1500	7,545.00
13	Import kVArh Lag (Q1)	4,454.8350	4,386.6600	68.1750	1500	102,262.50
14	Export kVArh Lead (Q2)	14.2375	14.2375	0.0000	1500	0.00
15	Export kVArh Lag (Q3)	1,007.4750	1,004.1825	3.2925	1500	4,938.75
16	Import kVArh Lead (Q4)	3,290.2350	3,287.3800	2.8550	1500	4,282.50

Note: Main meter reading taken from MRI print.

Representative of SJVN Ltd.



SJVN Limited
Commercial & System Operation Department

Joint Meter Reading Report SEP,25

Name of site:	Khirvire Wind Power Project
----------------------	-----------------------------

Check Meter

Grid Connectivity in the name of	M/s. K. P. Power Pvt. Ltd.		
Name of WTG Owner/ Customer	SJVN Ltd. (A Joint Venture of Govt. of India & Govt. of H.P.)		
Name of Substation	132/33 kV Substation Kombhalne (Taluka-Akole)		
33 kV Feeder No.	2		
MSEDCL Main Meter Details	Make: Elster/ Sr. No. 16595595		
MSEDCL Check Meter No.	16595596		
Date of joint meter reading	01.10.2025	Time	00:00:00

Check Meter Reading (Feeder-2)

Sr. No.	Parameter	Reading as on		Difference	Multiplying Factor (M.F.)	Total kWh
		01.10.2025 at 00:00:00	01.09.2025 at 00:00:00			
01	Import kWh	168,493.3075	167,298.5125	1,194.7950	1500	1,792,192.50
02	Import kWh- Rate A	59,098.1200	58,684.5275	413.5925	1500	620,388.75
03	Import kWh- Rate B	60,651.7625	60,226.3550	425.4075	1500	638,111.25
04	Import kWh- Rate C	18,047.2675	17,911.1275	136.1400	1500	204,210.00
05	Import kWh- Rate D	30,696.1575	30,476.5025	219.6550	1500	329,482.50
06	Export kWh	1,093.0800	1,089.6525	3.4275	1500	5,141.25
07	Export kWh- Rate A	343.8375	342.7425	1.0950	1500	1,642.50
08	Export kWh- Rate B	443.3450	441.9375	1.4075	1500	2,111.25
09	Export kWh- Rate C	164.0325	163.3925	0.6400	1500	960.00
10	Export kWh- Rate D	141.8650	141.5800	0.2850	1500	427.50
11	Import kVAh	168,612.4425	167,415.9800	1,196.4625	1500	1,794,693.75
12	Export kVAh	1,573.9425	1,568.9275	5.0150	1500	7,522.50
13	Import kVArh Lag (Q1)	4,448.0825	4,380.0425	68.0400	1500	102,060.00
14	Export kVArh Lead (Q2)	14.3525	14.3525	0.0000	1500	0.00
15	Export kVArh Lag (Q3)	1,008.6600	1,005.3850	3.2750	1500	4,912.50
16	Import kVArh Lead (Q4)	3,312.1475	3,309.2400	2.9075	1500	4,361.25

Note: Check meter reading taken from MRI print.

Representative of SJVN Ltd.



SJVN Limited
Commercial & System Operation Department

Detail of generation (in %) of each weg connected to 33kv FEEDER1 at 132/33 kv substation kombhalne during the month SEP,2025

Annexure-I

Name of site: Khirvire Wind Power Project (Taluka- Akole)

Sr. No.	Customer Name	Date of Commissioning (DOC)	Location No.	Total LCS Reading (In kWh)	Percentage of Total Generation	Stm (%)
01	SJVN Ltd.	20.01.2014	GKA-02	0	0.00	46.69
02			GKA-14N	95,480	4.03	
03			GKA-15	68,530	2.89	
04			GKA-37	96,922	4.09	
05			GKA-41	78,778	3.32	
06			GKA-42	99,615	4.2	
07			GKA-43	91,328	3.85	
08			GKA-45	80,418	3.39	
09			GKA-46	77,436	3.27	
10			GKA-47	100,904	4.26	
11			GKA-48	102,298	4.32	
12			GKA-50	122,023	5.15	
13			GKA-54	93,002	3.92	
14		31.01.2014	GAK-01	79,322	3.35	37.27
15			GKA-06	102,364	4.32	
16			GKA-09	0	0.00	
17			GKA-10	112,061	4.73	
18			GKA-17	87,975	3.71	
19			GKA-20	89,180	3.76	
20			GKA-36	99,030	4.18	
21			GKA-40	83,189	3.51	
22			GAK-43N1	74,834	3.16	
23			GAK-66	77,877	3.29	
24			GAK-67	0	0.00	
25		GKA-68	77,361	3.26		
26		20.02.2014	GAK-86	79,525	3.35	3.35
27		30.03.2014	GKA-19	98,410	4.15	4.15
28		15.04.2014	GKA-18	101,582	4.28	4.28
29		20.05.2014	GKA-51	101,230	4.26	4.26
Total				2370674	100.00	100.00



SJVN Limited
Commercial & System Operation Department

Detail of generation (in %) of each weg connected to 33kv FEEDER2 at 132/33 kv substation kombhalne during the month SEP,2025

Annexure-II

Name of site: Khirvire Wind Power Project (Taluka- Akole)

Sr. No.	Customer Name	Date of Commissioning (DOC)	Location No.	Total LCS Reading (In kWh)	Percentage of Total Generation	Sum (%)
01	SJVN Ltd.	20.01.2014	GKV-4N	0	0.00	37.44
02			GKV-05	0	0.00	
03			GKV-06	85,640	4.67	
04			GKV-12	0	0.00	
05			GKV-13	78,590	4.28	
06			GKV-14	74,348	4.05	
07			GKV-18	91,463	4.98	
08			GKV-20	97,410	5.31	
09			GKV-22N	81,062	4.42	
10			GKV-28	88,640	4.83	
11			GKA-34	90,039	4.9	
12			GKA-53	0	0.00	
13		31.01.2014	GKV-07	92,544	5.04	12.59
14			GKV-21	66,042	3.6	
15			GKV-28N1	0	0.00	
16			GKV-39	0	0.00	
17			GKV-50	72,590	3.95	
18		20.02.2014	GKV-23	79,076	4.31	10.47
19			GKA-52	113,128	6.16	
20		22.03.2014	GKV-32	96,724	5.27	10.62
21			GKA-35	98,120	5.35	
22		30.03.2014	GKV-02	88,711	4.83	22.81
23			GKV-03	74,903	4.08	
24			GKV-11	76,096	4.15	
25			GKV-15	83,962	4.57	
26		30.03.2014	GKV-19	95,007	5.18	22.81
27			GKA-13	111,567	6.07	
Total				1835662	100.00	100.00



SJVN Limited
Commercial & System Operation Department

Generation data for 01.09.2025 to 01.10.2025

Feeder-1				Feeder-2			
Location No.	New Reading as on 01.10.2025 at 00:00 hr	Old Reading as on 01.09.2025 at 00:00 hr.	Difference	Location No.	New Reading as on 01.10.2025 at 00:00 hr	Old Reading as on 01.09.2025 at 00:00 hr.	Difference
GAK-01	10,638,086	10,558,764	79,322	GKV-02	9,380,701	9,291,990	88,711
GKA-02	9,786,262	9,786,262		GKV-03	8,370,577	8,295,674	74,903
GKA-06	12,683,236	12,580,872	102,364	GKV-4N	8,396,242	8,396,242	
GKA-09	10,630,021	10,630,021		GKV-05	7,532,811	7,532,811	
GKA-10	13,385,535	13,273,474	112,061	GKV-06	9,367,147	9,281,507	85,640
GKA-14N	10,706,189	10,610,709	95,480	GKV-07	10,298,707	10,206,163	92,544
GKA-15	10,586,460	10,517,930	68,530	GKV-11	8,651,142	8,575,046	76,096
GKA-17	11,615,931	11,527,956	87,975	GKV-12	9,301,605	9,301,605	
GKA-18	10,663,927	10,562,345	101,582	GKV-13	8,847,037	8,768,447	78,590
GKA-19	11,274,661	11,176,251	98,410	GKV-14	8,727,765	8,653,417	74,348
GKA-20	9,429,872	9,340,692	89,180	GKV-15	10,343,378	10,259,416	83,962
GKA-36	10,392,417	10,293,387	99,030	GKV-18	9,488,403	9,396,940	91,463
GKA-37	12,051,476	11,954,554	96,922	GKV-19	9,986,568	9,891,561	95,007
GKA-40	9,358,832	9,275,643	83,189	GKV-20	11,329,708	11,232,298	97,410
GKA-41	9,534,684	9,455,906	78,778	GKV-21	6,614,314	6,548,272	66,042
GKA-42	12,860,714	12,761,099	99,615	GKV-22N	9,016,890	8,935,828	81,062
GKA-43	12,175,663	12,084,335	91,328	GKV-23	7,174,915	7,095,839	79,076
GAK-43N1	9,411,474	9,336,640	74,834	GKV-28	9,948,676	9,860,036	88,640
GKA-45	10,219,124	10,138,706	80,418	GKV-28N1	8,275,179	8,275,179	
GKA-46	9,703,519	9,626,083	77,436	GKV-32	8,517,879	8,421,155	96,724
GKA-47	11,811,811	11,710,907	100,904	GKV-39	7,612,782	7,612,782	
GKA-48	12,743,858	12,641,560	102,298	GKV-50	9,136,848	9,064,258	72,590
GKA-50	14,724,350	14,602,327	122,023	GKA-13	13,027,880	12,916,313	111,567
GKA-51	12,935,283	12,834,053	101,230	GKA-34	10,691,464	10,601,425	90,039
GKA-54	13,384,013	13,291,011	93,002	GKA-35	13,048,548	12,950,428	98,120
GAK-66	8,532,007	8,454,130	77,877	GKA-52	14,240,994	14,127,866	113,128
GAK-67	8,795,312	8,795,312		GKA-53	13,559,170	13,559,170	
GKA-68	9,661,347	9,583,986	77,361				
GAK-86	11,650,287	11,570,762	79,525				
Total Gross Generation			2,370,674	Total Gross Generation			1,835,662
				Grand Total Generation			4,206,336

MAHARASHTRA STATE ELECTRICITY DISTRIBUTION CO. LTD.

MAHAVITARAN
Maharashtra State Electricity Distribution Co. Ltd.
(Government of Maharashtra Undertaking)
(CIN: U40109MH2005SGC153645)

eesangamner@ho.mahadiscom.in
eesangamner@gmail.com
Web Site: www.mahadiscom.in



Office of the "Executive Engineer"
O&M Division, Sangamner
Opposite bus stand, Old power house
Tal.- Sangamner-422605
Dist.- Ahilyanagar
Tel: 02425-221407

Ref: EE/SNGR/Tech/**No 0 3 8 3 5**

Date: **- 3 OCT 2025**

To,
The Superintending Engineer
O&M Circle Office,
MSEDCL, Ahilyanagar

Subject: Joint Meter Reading (JMR) at 132/33KV, 47.6MW Wind Farm substation of SJVN Limited situated at Kombhalne, Tal. Akole Dist. Ahilyanagar for the month of September-25.


R/Sir,

With reference to the above subject, Joint Meter Reading (JMR) has been taken by MRI at 132/33KV, 47.6MW Wind Farm substation of SJVN Limited situated at Kombhalne, Tal. Akole Dist. Ahilyanagar for the month of September-25 and copy of the JMR is enclosed herewith.

This is for your kind information and needful please.

Encl:

1. Joint Meter Reading for September-25


(Pradip R. Wattamwar)
Executive Engineer
Sangamner Division

Copy To:
The Dy. Executive Engineer, MSEDCL, O&M Subdivision, Akole

MAHARASHTRA STATE ELECTRICITY DISTRIBUTION CO. LTD.
AKOLE SUBDIVISION, SANGAMNER DIVISION, AHILYANAGAR

Date: 01/10/2025


JOINT METER READING REPORT AT KOMBHALNE SUBSTATION, KHIRVIRE SITE

Feeder No:- 01

TYPE	DISPLAY ID	DISPLAY ITEM	MAIN METER	CHECK METER
Normal	Sr. No	Meter ID	16595593	16595594
Normal	DATE	Present Date	1.10.25	1.10.25
Normal	TIME	Present Time	11:18:30	11:44:29
Normal	T DL	Current Billing KWh Delivered	208840	208656
Normal	A DL	Current Billing Rate A KWh Delivered	72151	72023
Normal	B DL	Current Billing Rate B KWh Delivered	75762	75756
Normal	C DL	Current Billing Rate C KWh Delivered	22220	22249
Normal	D DL	Current Billing Rate D KWh Delivered	38755	38626
Normal	T Q1	Current Billing KVARh Q1	4619	4635
Normal	T Q4	Current Billing KVARh Q4	8717	8659
Normal	T DL	Current Billing KVAh Q1	208999	208765
Normal	MAX A	Current Billing Rate A Max KVA Q1	1.840	1.830
Normal	MAX B	Current Billing Rate B Max KVA Q1	1.020	1.010
Normal	MAX C	Current Billing Rate C Max KVA Q1	2.810	3.130
Normal	MAX D	Current Billing Rate D Max KVA Q1	0.000	0.000
Normal	T RC	Current Billing KWh Received	1110	1105
Normal	A RC	Current Billing Rate A KWh Received	356	356
Normal	B RC	Current Billing Rate B KWh Received	445	445
Normal	C RC	Current Billing Rate C KWh Received	161	157
Normal	D RC	Current Billing Rate D KWh Received	146	145
Normal	T Q3	Current Billing KVARh Q3	1353	1342
Normal	T Q2	Current Billing KVARh Q2	5	5
Normal	T RC	Current Billing KVARh Received	1814	1802
Normal	MAX RC	Current Billing Rate A Max KVA received	0.040	0.050
Normal	MAX RC	Current Billing Rate B Max KVA received	0.000	0.000
Normal	MAX RC	Current Billing Rate C Max KVA received	0.000	0.000
Normal	MAX RC	Current Billing Rate D Max KVA received	0.000	0.000
Normal	L1	Phase A Voltage	62.592	63.106
Normal	L2	Phase B Voltage	62.769	62.695
Normal	L3	Phase C Voltage	62.123	62.143
Normal	L1	Phase A Current	0.155	0.185
Normal	L2	Phase B Current	0.157	0.209
Normal	L3	Phase C Current	0.172	0.213
Normal	L 123 COS	System Power Factor Vectorial	0.99	0.99
Normal	RESETS	Demand Reset (All)	212	210
Normal	NET HI	ABT Net KAVRh Del. & Rec. above 103%	99999157	99999184



For,
PVIPL



For,
SJVN Ltd.



Asst. Engineer
MSEDCL S/d Akole



Dy. Executive Engineer
MSEDCL S/d Akole




Executive Engineer
O&M, MSEDCL, Sangamner

Feeder No: - 01


			16595593	16595594
Normal	NET LOW	ABT NET KVARh Del & Rec Below 97%	99999989	0
Normal	NET BET	ABT NET KVARh Del & Rec Between 103% to 97%	404	451
Normal	NET STP	ABT NET KVARh Del & Rec Stayout	2	2
Normal	PF DL	Current Billing Average Avg PF Delivered	1.000	1.000
Normal	PF RC	Current Billing Average Avg PF received	0.500	0.400
Normal		Service Voltage Test	63.4V	63.4V
Normal		Service Current Test	OK	OK
Normal	L 123	Frequency	49.92Hz	49.96 Hz


TYPE	ID NO	DISPLAY	MAIN METER	CHECK METER
Alternate	OUTAGE	Outage Log	355109	355087
Alternate	P NET	ABT Previous Interval KWH Net	762500	785000
Alternate	FREQ	ABT Average Frequency	49.90	49.93
Alternate	L1 H2-15	Phase A Voltage % THD	1.027V	1.007V
Alternate	L2-H2-15	Phase B Voltage % THD	0.737V	0.807V
Alternate	L3-H2-15	Phase C Voltage % THD	-	1.007V
Alternate	L1 H2-15	Phase A Current % THD	-	5.037A
Alternate	L2-H2-15	Phase B Current % THD	4.027A	3.787A
Alternate	L3-H2-15	Phase C Current % THD	4.407A	-
Alternate	HI T DL	Current Billing KWH Delivered	8890.7150	8655.6875
Alternate	HI Q1	Current Billing KVARh Q1	4619.9400	4635.2950
Alternate	HI Q4	Current Billing KVARh Q4	3217.3450	3659.2900
Alternate	HI T DL	Current Billing KVAh Q1	9000.5800	8766.4775
Alternate	HI T RC	Current Billing KWH Received	1110.4975	1105.1225
Alternate	HI Q3	Current Billing KVARh Q3	1353.6400	1342.7100
Alternate	HI Q2	Current Billing KVARh Q2	5.1900	5.4275
Alternate	HI T RC	Current Billing KVAh Received	1814.3825	1802.7475
Alternate	P HI Q1	Present Interval KVA Q1	2.65000	2.3060
Alternate	P HI RC	Present Interval KVA Received	0.0000	0.0000
Alternate	TL DL	Time Left In Interval	05 01:00	05 03:43


OLD SEAL Details				
	Main Meter		Check Meter	
MD:	SNGR-D 033127		SNGR-D 033130	
Inner:	033128		033131	
Outer:	033129		033132	
NEW SEAL Details				
	Main Meter		Check Meter	
MD:	SNGR-D 030641		SNGR-D 030644	
Inner:	030642		030645	
Outer:	030643		030646	


For,
PVIPL


For,
SJVN Ltd.


Asst. Engineer
MSEDCL S/d Akole


Dy. Executive Engineer
MSEDCL S/d Akole


Executive Engineer
O&M, MSEDCL, Sangamner


MAHARASHTRA STATE ELECTRICITY DISTRIBUTION CO. LTD.
AKOLE SUBDIVISION, SANGAMNER DIVISION, AHILYANAGAR

Date: 01/10/2025


JOINT METER READING REPORT AT KOMBHALNE SUBSTATION, KHIRVIRE SITE


Feeder No:- 02


TYPE	DISPLAY ID	DISPLAY ITEM	MAIN METER	CHECK METER
Normal	Sr. No	Meter ID	16595595	16595596
Normal	DATE	Present Date	1.10.2025	1.10.2025
Normal	TIME	Present Time	11:23:13	11:29:14
Normal	T DL	Current Billing KWh Delivered	168314	168509
Normal	A DL	Current Billing Rate A KWh Delivered	59023	59104
Normal	B DL	Current Billing Rate B KWh Delivered	60556	66654
Normal	C DL	Current Billing Rate C KWh Delivered	18023	18053
Normal	D DL	Current Billing Rate D KWh Delivered	30661	30696
Normal	T Q1	Current Billing KVARh Q1	4455	4449
Normal	T Q4	Current Billing KVARh Q4	3290	3312
Normal	T DL	Current Billing KVAh Q1	168493	168628
Normal	MAX A	Current Billing Rate A Max KVA Q1	2.940	2.920
Normal	MAX B	Current Billing Rate B Max KVA Q1	1.590	1.600
Normal	MAX C	Current Billing Rate C Max KVA Q1	3.100	3.740
Normal	MAX D	Current Billing Rate D Max KVA Q1	0.000	0.000
Normal	T RC	Current Billing KWh Received	1086	1093
Normal	A RC	Current Billing Rate A KWh Received	340	343
Normal	B RC	Current Billing Rate B KWh Received	439	443
Normal	C RC	Current Billing Rate C KWh Received	164	164
Normal	D RC	Current Billing Rate D KWh Received	141	141
Normal	T Q3	Current Billing KVARh Q3	1007	1.008
Normal	T Q2	Current Billing KVARh Q2	14	14
Normal	T RC	Current Billing KVARh Received	1567	1573
Normal	MAX RC	Current Billing Rate A Max KVA received	0.000	0.000
Normal	MAX RC	Current Billing Rate B Max KVA received	0.000	0.000
Normal	MAX RC	Current Billing Rate C Max KVA received	0.000	0.000
Normal	MAX RC	Current Billing Rate D Max KVA received	0.000	0.000
Normal	L1	Phase A Voltage	62.588	62.927
Normal	L2	Phase B Voltage	62.540	62.528
Normal	L3	Phase C Voltage	62.025	62.152
Normal	L1	Phase A Current	0.202	0.249
Normal	L2	Phase B Current	0.213	0.274
Normal	L3	Phase C Current	0.225	0.291
Normal	L 123 COS	System Power Factor Vectorial	0.99	0.99
Normal	RESETS	Demand Reset (All)	209	210
Normal	NET HI	ABT Net KAVRh Del. & Rec. above 103%	99999256	99999248


For,
PVIPL


For,
SJVN Ltd.


Asst. Engineer
MSEDCL S/d Akole


Dy. Executive Engineer
MSEDCL S/d Akole



Executive Engineer
O&M, MSEDCL, Sangamner


Feeder No: - 02


			16595595	16595596
Normal	NET LOW	ABT NET KVARh Del & Rec Below 97%	123	105
Normal	NET BET	ABT NET KVARh Del & Rec Between 103% to 97%	789	786
Normal	NET STP	ABT NET KVARh Del & Rec Stayout	2	2
Normal	PF DL	Current Billing Average Avg PF Delivered	1.000	1.000
Normal	PF RC	Current Billing Average Avg PF received	1.000	1.000
Normal		Service Voltage Test	63.4Y	63.4Y
Normal		Service Current Test	OK	OK
Normal	L 123	Frequency	49.93 Hz	49.89 Hz

TYPE	ID NO	DISPLAY	MAIN METER	CHECK METER
Alternate	OUTAGE	Outage Log	385614	385425
Alternate	P NET	ABT Previous Interval KWH Net	1.32500	1.02500
Alternate	FREQ	ABT Average Frequency	49.91	49.93
Alternate	L1 H2-15	Phase A Voltage % THD	1.00 %V	1.00 %V
Alternate	L2-H2-15	Phase B Voltage % THD	0.75 %V	0.71 %V
Alternate	L3-H2-15	Phase C Voltage % THD	1.01 %V	1.06 %V
Alternate	L1 H2-15	Phase A Current % THD	2.69 %A	2.36 %A
Alternate	L2-H2-15	Phase B Current % THD	2.46 %A	2.21 %A
Alternate	L3-H2-15	Phase C Current % THD	2.88 %A	2.29 %A
Alternate	HI T DL	Current Billing KWH Delivered	8315.0425	8509.7650
Alternate	HI Q1	Current Billing KVARh Q1	4455.9325	4449.2325
Alternate	HI Q4	Current Billing KVARh Q4	3290.2350	3312.1475
Alternate	HI T DL	Current Billing KVAh Q1	8434.3725	8628.9650
Alternate	HI T RC	Current Billing KWH Received	1086.3875	1093.0800
Alternate	HI Q3	Current Billing KVARh Q3	1007.4750	1008.6600
Alternate	HI Q2	Current Billing KVARh Q2	14.2375	14.3225
Alternate	HI T RC	Current Billing KVAh Received	1567.9375	1573.9425
Alternate	P HI Q1	Present Interval KVA Q1	3.0000	4.2800
Alternate	P HI RC	Present Interval KVA Received	0.0000	0.0000
Alternate	TL DL	Time Left In Interval	05 01:53	05:00:03


OLD SEAL Details			
	Main Meter		Check Meter
MD:	SHGR-D	033133	SHGR-D 023136
Inner:		033134	033137
Outer:		033135	033138
NEW SEAL Details			
	Main Meter		Check Meter
MD:	SHGR-D	030647	SHGR-D 030650
Inner:		030648	030651
Outer:		030649	030652


For,
PVIPL


For,
SJVN Ltd.


Asst. Engineer
MSEDCL S/d Akole


Dy. Executive Engineer
MSEDCL S/d Akole


Executive Engineer
O&M, MSEDCL, Sangamner

Section Name: Previous 1

Meter ID:16595593

Date : 01-10-2025 00:00:00

Device Name: A1800

KWh del	Rate A	Rate B	Rate C	Rate D	Rate E	Rate F	Rate G	Rate H	Total
Energy	72146.6425	75760.825	22216.25	38755.8775	0	0	0	0	208879.595
Max Demand	9.5	11.29	10.93	11.15	0	0	0	0	11.29
Date_Time	07-09-2025 04:29:00	06-09-2025 15:49:00	06-09-2025 11:59:00	06-09-2025 18:19:00					06-09-2025 15:49:00
Cum Demand	1654.32	1664.92	1408.57	1340.54	0	0	0	0	1875.67
KWh rec	Rate A	Rate B	Rate C	Rate D	Rate E	Rate F	Rate G	Rate H	Total
Energy	356.935	445.5775	161.1125	146.8675	0	0	0	0	1110.4925
Max Demand	0.07	0.06	0.06	0.06	0	0	0	0	0.07
Date_Time	19-09-2025 05:09:00	26-09-2025 12:29:00	19-09-2025 11:59:00	17-09-2025 19:59:00					19-09-2025 05:09:00
Cum Demand	11.29	27.44	15.29	24.66	0	0	0	0	28.77
KVAh Q1	Rate A	Rate B	Rate C	Rate D	Rate E	Rate F	Rate G	Rate H	Total
Energy	72182.305	75802.6475	22229.02	38775.4525	0	0	0	0	208989.425
Max Demand	9.51	11.3	10.94	11.15	0	0	0	0	11.3
Date_Time	07-09-2025 04:29:00	06-09-2025 15:49:00	06-09-2025 11:59:00	06-09-2025 18:19:00					06-09-2025 15:49:00
Cum Demand	1654.72	1669.04	1412.71	1340.93	0	0	0	0	1879.87
KVAh rec	Rate A	Rate B	Rate C	Rate D	Rate E	Rate F	Rate G	Rate H	Total
Energy	584.1125	698.9275	245.0375	286.295	0	0	0	0	1814.3725
Max Demand	0.12	0.11	0.1	0.09	0	0	0	0	0.12
Date_Time	19-09-2025 03:09:00	16-09-2025 17:34:00	17-09-2025 10:54:00	19-09-2025 20:44:00					19-09-2025 03:09:00
Cum Demand	21.7	40.62	23.62	37.69	0	0	0	0	45.75
KVARh Q1	Rate A	Rate B	Rate C	Rate D	Rate E	Rate F	Rate G	Rate H	Total
Energy	1577.7425	1689.21	506.7825	845.51	0	0	0	0	4619.245
Max Demand	0.55	0.55	0.53	0.52	0	0	0	0	0.55
Date_Time	29-09-2025 01:09:00	06-09-2025 15:54:00	06-09-2025 10:34:00	28-09-2025 21:29:00					29-09-2025 01:09:00
Cum Demand	31.18	45.35	39.98	30.36	0	0	0	0	49.21



Yash
Field Engineer
 SJVN Limited
 Khirvire Wind Power Station
 Sinnar, Dist. Nashik-422103(MH)

Shahir
Assistant Engineer (QC)
 MSEDCLtd.Akole, Sub Div.

N. L. Shelke
N. L. Shelke
 Dy. Executive Engineer
 M.S.E.D. Co. Ltd.
 Sub.Dn., Akole

[Signature]
EXECUTIVE ENGINEER
 M.S.E.D.C.LTD. SANGAMNER DIVISION

KVARh Q3	Rate A	Rate B	Rate C	Rate D	Rate E	Rate F	Rate G	Rate H	Total
Energy	441.3725	506.6025	172.2575	233.4	0	0	0	0	1353.6325
Max Demand	0.09	0.09	0.08	0.07	0	0	0	0	0.09
Date_Time	19-09-2025 04:04:00	16-09-2025 17:34:00	17-09-2025 10:54:00	19-09-2025 20:44:00					19-09-2025 04:04:00
Cum Demand	18.38	28.94	17.9	16.23	0	0	0	0	34.13
KVARh Q2	Rate A	Rate B	Rate C	Rate D	Rate E	Rate F	Rate G	Rate H	Total
Energy	0.195	0.81	0.335	3.85	0	0	0	0	5.19
KVARh Q4	Rate A	Rate B	Rate C	Rate D	Rate E	Rate F	Rate G	Rate H	Total
Energy	1290.0975	1302.3975	372.6425	752.085	0	0	0	0	3717.2225
Avg PF del	Rate A	Rate B	Rate C	Rate D	Rate E	Rate F	Rate G	Rate H	Total
Energy	0.9983	0.998	0.9978	0.9981	0	0	0	0	0.9981
Avg PF rec	Rate A	Rate B	Rate C	Rate D	Rate E	Rate F	Rate G	Rate H	Total
Energy	0.642	0.6119	0.6057	0.6343	0	0	0	0	0.6213



V Jain
Field Engineer
 SJVN Limited
 Khirvire Wind Power Station
 Sinnar, Dist. Nashik-422103(MH)

Shashi R
Assistant Engineer (QC)
 MSEDCLtd. Akole, Sub Div.

N. L. Shelke
N. L. Shelke
 Dy. Executive Engineer
 M. S. E. D. Co. Ltd.
 Sub. Dn., Akole

[Signature]
EXECUTIVE ENGINEER
 M.S.E.D.C.LTD. SANGANNER DIVISION

Section Name: Previous 1

Meter ID:16595594

Date : 01-10-2025 00:00:00

Device Name: A1800

KWh del	Rate A	Rate B	Rate C	Rate D	Rate E	Rate F	Rate G	Rate H	Total
Energy	72019.05	75755.3425	22243.185	38626.4475	0	0	0	0	208644.025
Max Demand	9.43	11.23	10.95	11.09	0	0	0	0	11.23
Date_Time	07-09-2025 04:24:00	06-09-2025 15:39:00	06-09-2025 11:54:00	06-09-2025 18:14:00					06-09-2025 15:39:00
Cum Demand	1651.05	1656.98	1403.95	1335.66	0	0	0	0	1865.32
KWh rec	Rate A	Rate B	Rate C	Rate D	Rate E	Rate F	Rate G	Rate H	Total
Energy	356.6225	445.075	157.905	145.515	0	0	0	0	1105.1175
Max Demand	0.07	0.06	0.06	0.06	0	0	0	0	0.07
Date_Time	19-09-2025 04:59:00	26-09-2025 12:19:00	19-09-2025 11:59:00	19-09-2025 20:34:00					19-09-2025 04:59:00
Cum Demand	11.12	27.44	15.1	24.7	0	0	0	0	28.58
KVAh Q1	Rate A	Rate B	Rate C	Rate D	Rate E	Rate F	Rate G	Rate H	Total
Energy	72055	75797.5525	22256.075	38646.135	0	0	0	0	208754.7625
Max Demand	9.44	11.24	10.95	11.09	0	0	0	0	11.24
Date_Time	07-09-2025 04:24:00	06-09-2025 15:39:00	06-09-2025 11:54:00	06-09-2025 18:19:00					06-09-2025 15:39:00
Cum Demand	1651.39	1661.08	1408.08	1336.08	0	0	0	0	1869.49
KVAh rec	Rate A	Rate B	Rate C	Rate D	Rate E	Rate F	Rate G	Rate H	Total
Energy	581.2075	698.7475	239.58	283.2	0	0	0	0	1802.735
Max Demand	0.12	0.11	0.1	0.09	0	0	0	0	0.12
Date_Time	19-09-2025 00:39:00	16-09-2025 17:24:00	17-09-2025 10:54:00	19-09-2025 20:34:00					19-09-2025 00:39:00
Cum Demand	21.4	40.6	23.45	37.72	0	0	0	0	45.41
KVARh Q1	Rate A	Rate B	Rate C	Rate D	Rate E	Rate F	Rate G	Rate H	Total
Energy	1582.3	1696.05	508.9625	847.245	0	0	0	0	4634.5575
Max Demand	0.55	0.55	0.52	0.52	0	0	0	0	0.55
Date_Time	29-09-2025 00:59:00	06-09-2025 16:24:00	06-09-2025 10:49:00	28-09-2025 21:19:00					29-09-2025 00:59:00
Cum Demand	31.27	45.54	40.18	30.52	0	0	0	0	49.47



Vain
Field Engineer
 SJVN Limited
 Khirvire Wind Power Station
 Sinnar, Dist. Nashik-422103(MH)

Hashir
Assistant Engineer (QO)
 MSEDCLtd.Akole, Sub Div.

Shilke
N. L. Shelke
 Dy. Executive Engineer
 M.S.E.D. Co. Ltd.
 Sub. Div., Akole

Shilke
EXECUTIVE ENGINEER
 M.S.E.D.C.LTD. SANGAMNER DIVISION

KVARh Q3	Rate A	Rate B	Rate C	Rate D	Rate E	Rate F	Rate G	Rate H	Total
Energy	437.615	506.7025	167.835	230.545	0	0	0	0	1342.6975
Max Demand	0.09	0.09	0.08	0.07	0	0	0	0	0.09
Date_Time	19-09-2025 03:59:00	16-09-2025 17:24:00	17-09-2025 10:44:00	19-09-2025 20:34:00					19-09-2025 03:59:00
Cum Demand	18.12	29.02	17.67	16.25	0	0	0	0	33.89
KVARh Q2	Rate A	Rate B	Rate C	Rate D	Rate E	Rate F	Rate G	Rate H	Total
Energy	0.21	0.81	0.3725	3.855	0	0	0	0	5.2475
KVARh Q4	Rate A	Rate B	Rate C	Rate D	Rate E	Rate F	Rate G	Rate H	Total
Energy	1264.645	1285.0175	366.5925	742.925	0	0	0	0	3659.18
Avg PF del	Rate A	Rate B	Rate C	Rate D	Rate E	Rate F	Rate G	Rate H	Total
Energy	0.9982	0.998	0.9979	0.9981	0	0	0	0	0.9981
Avg PF rec	Rate A	Rate B	Rate C	Rate D	Rate E	Rate F	Rate G	Rate H	Total
Energy	0.6506	0.6275	0.6162	0.639	0	0	0	0	0.6328



Gain
Field Engineer
 SJVN Limited
 Khirvire Wind Power Station
 Sinnar, Dist. Nashik-422103(MH)

Shahir R
Assistant Engineer (QC)
 MSEDCLtd.Akole, Sub Div.

Shirke
N. L. Shirke
 Dy. Executive Engineer
 M.S.E.D.Co. Ltd.
 Sub. Div., Akole

Shirke
EXECUTIVE ENGINEER
 M.S.E.D.C.LTD. SANGANNER DIVISION

Section Name: Previous 1

Meter ID:16595595

Date : 01-10-2025 00:00:00

Device Name: A1800

KWh del	Rate A	Rate B	Rate C	Rate D	Rate E	Rate F	Rate G	Rate H	Total
Energy	59067.2275	60553.335	18017.375	30661.51	0	0	0	0	168299.4475
Max Demand	9.04	10.32	8.4	10.01	0	0	0	0	10.32
Date_Time	07-09-2025 00:24:00	06-09-2025 15:44:00	06-09-2025 11:39:00	06-09-2025 19:09:00					06-09-2025 15:44:00
Cum Demand	1379.57	1385.57	1185.1	1126.81	0	0	0	0	1555.68
KWh rec	Rate A	Rate B	Rate C	Rate D	Rate E	Rate F	Rate G	Rate H	Total
Energy	340.6275	439.875	164.7075	141.1775	0	0	0	0	1086.3875
Max Demand	0.08	0.06	0.05	0.06	0	0	0	0	0.08
Date_Time	14-09-2025 02:54:00	15-09-2025 17:24:00	19-09-2025 11:54:00	13-09-2025 21:29:00					14-09-2025 02:54:00
Cum Demand	11.25	26.19	15.09	24.84	0	0	0	0	27.78
KVAh Q1	Rate A	Rate B	Rate C	Rate D	Rate E	Rate F	Rate G	Rate H	Total
Energy	59107.3175	60599.1625	18031.4625	30680.8175	0	0	0	0	168418.76
Max Demand	9.04	10.32	8.4	10.01	0	0	0	0	10.32
Date_Time	07-09-2025 00:24:00	06-09-2025 15:44:00	06-09-2025 11:39:00	06-09-2025 19:09:00					06-09-2025 15:44:00
Cum Demand	1379.85	1389.61	1189.17	1127.13	0	0	0	0	1559.72
KVAh rec	Rate A	Rate B	Rate C	Rate D	Rate E	Rate F	Rate G	Rate H	Total
Energy	490.14	608.125	219.2325	250.44	0	0	0	0	1567.9375
Max Demand	0.11	0.08	0.09	0.08	0	0	0	0	0.11
Date_Time	20-09-2025 03:49:00	19-09-2025 13:34:00	17-09-2025 11:59:00	17-09-2025 21:24:00					20-09-2025 03:49:00
Cum Demand	18.63	38.08	22.08	36.82	0	0	0	0	42.42
KVARh Q1	Rate A	Rate B	Rate C	Rate D	Rate E	Rate F	Rate G	Rate H	Total
Energy	1559.6225	1626.885	492.6725	775.655	0	0	0	0	4454.835
Max Demand	0.36	0.39	0.38	0.38	0	0	0	0	0.39
Date_Time	07-09-2025 05:59:00	06-09-2025 17:49:00	06-09-2025 11:24:00	06-09-2025 20:39:00					06-09-2025 17:49:00
Cum Demand	27.48	38.77	35.2	24.52	0	0	0	0	41.37



Yashu
Field Engineer
 SJVN Limited
 Khirvire Wind Power Station
 Sinnar, Dist. Nashik-422103(MH)

Shashir
Assistant Engineer (QC)
 MSEDCLtd. Akole, Sub Div.

Shilpa
N. L. Shelke
 Dy. Executive Engineer
 M. S. E. D. Co. Ltd.
 Sub. Dn., Akole

[Signature]
EXECUTIVE ENGINEER
 M.S.E.D.C.LTD. SANGAMNER DIVISION

KVARh Q3	Rate A	Rate B	Rate C	Rate D	Rate E	Rate F	Rate G	Rate H	Total
Energy	321.5175	370.8375	123.7225	191.3975	0	0	0	0	1007.475
Max Demand	0.09	0.06	0.07	0.06	0	0	0	0	0.09
Date_Time	20-09-2025 03:49:00	19-09-2025 13:34:00	17-09-2025 11:59:00	22-09-2025 20:04:00					20-09-2025 03:49:00
Cum Demand	14.8	26.9	15.64	15.03	0	0	0	0	31.31
KVARh Q2	Rate A	Rate B	Rate C	Rate D	Rate E	Rate F	Rate G	Rate H	Total
Energy	2.4375	5.6175	2.105	4.0775	0	0	0	0	14.2375
KVARh Q4	Rate A	Rate B	Rate C	Rate D	Rate E	Rate F	Rate G	Rate H	Total
Energy	1149.765	1114.795	330.6475	695.0275	0	0	0	0	3290.235
Avg PF del	Rate A	Rate B	Rate C	Rate D	Rate E	Rate F	Rate G	Rate H	Total
Energy	0.9988	0.9984	0.9982	0.9987	0	0	0	0	0.9986
Avg PF rec	Rate A	Rate B	Rate C	Rate D	Rate E	Rate F	Rate G	Rate H	Total
Energy	0.6202	0.6961	0.7713	0.6353	0	0	0	0	0.6769



Vain...
 Field Engineer
 SJVN Limited
 Khirvire Wind Power Station
 Sinnar, Dist. Nashik-422103(MH)

Harsh P
 Assistant Engineer (QO)
 MSEDCLtd. Akole, Sub Div.

N. L. Sheike
 N. L. Sheike
 Dy. Executive Engineer
 M. S. E. D. Co. Ltd.
 Sub. Dn., Akole

[Signature]
 EXECUTIVE ENGINEER
 M.S.E.D.C.LTD. SANGAMNER DIVISION

Section Name: Previous 1

Meter ID:16595596

Date : 01-10-2025 00:00:00

Device Name: A1800

KWh del	Rate A	Rate B	Rate C	Rate D	Rate E	Rate F	Rate G	Rate H	Total
Energy	59098.12	60651.7625	18047.2675	30696.1575	0	0	0	0	168493.3075
Max Demand	9.04	10.34	8.41	10.03	0	0	0	0	10.34
Date_Time	07-09-2025 00:19:00	06-09-2025 15:39:00	06-09-2025 11:34:00	06-09-2025 19:04:00					06-09-2025 15:39:00
Cum Demand	1394.14	1397.56	1197.77	1128.4	0	0	0	0	1568.11
KWh rec	Rate A	Rate B	Rate C	Rate D	Rate E	Rate F	Rate G	Rate H	Total
Energy	343.8375	443.345	164.0325	141.865	0	0	0	0	1093.08
Max Demand	0.08	0.06	0.05	0.06	0	0	0	0	0.08
Date_Time	14-09-2025 02:54:00	15-09-2025 17:09:00	19-09-2025 11:59:00	13-09-2025 21:24:00					14-09-2025 02:54:00
Cum Demand	11.37	26.38	15.18	24.99	0	0	0	0	27.92
KVAh Q1	Rate A	Rate B	Rate C	Rate D	Rate E	Rate F	Rate G	Rate H	Total
Energy	59138.25	60697.3875	18061.3875	30715.4175	0	0	0	0	168612.4425
Max Demand	9.04	10.34	8.41	10.03	0	0	0	0	10.34
Date_Time	07-09-2025 00:19:00	06-09-2025 15:39:00	06-09-2025 11:34:00	06-09-2025 19:04:00					06-09-2025 15:39:00
Cum Demand	1394.44	1401.63	1201.83	1128.67	0	0	0	0	1572.13
KVAh rec	Rate A	Rate B	Rate C	Rate D	Rate E	Rate F	Rate G	Rate H	Total
Energy	492.645	613.18	217.3875	250.73	0	0	0	0	1573.9425
Max Demand	0.11	0.09	0.09	0.08	0	0	0	0	0.11
Date_Time	20-09-2025 03:39:00	09-09-2025 13:24:00	17-09-2025 11:54:00	17-09-2025 21:29:00					20-09-2025 03:39:00
Cum Demand	18.58	38.44	22.04	36.85	0	0	0	0	42.55
KVARh Q1	Rate A	Rate B	Rate C	Rate D	Rate E	Rate F	Rate G	Rate H	Total
Energy	1557.125	1624.2875	491.985	774.685	0	0	0	0	4448.0825
Max Demand	0.37	0.38	0.38	0.39	0	0	0	0	0.39
Date_Time	07-09-2025 05:49:00	06-09-2025 17:54:00	06-09-2025 11:24:00	06-09-2025 18:49:00					06-09-2025 18:49:00
Cum Demand	27.57	38.74	35.22	24.55	0	0	0	0	41.31



V Jain
Field Engineer
 SJVN Limited
 Khirvire Wind Power Station
 Sinnar, Dist. Nashik-422103(MH)

Anand R
Assistant Engineer (QC)
 MSEDCLtd. Akole, Sub Div.

N. L. Shelke
N. L. Shelke
Dy. Executive Engineer
 M.S.E.D. Co. Ltd.
 Sub. Dn., Akole

[Signature]
EXECUTIVE ENGINEER
 M.S.E.D.C.LTD. SANGAMNER DIVISION

KVARh Q3	Rate A	Rate B	Rate C	Rate D	Rate E	Rate F	Rate G	Rate H	Total
Energy	321.4225	374.115	121.8425	191.28	0	0	0	0	1008.66
Max Demand	0.09	0.07	0.07	0.06	0	0	0	0	0.09
Date_Time	22-09-2025 01:54:00	09-09-2025 13:24:00	17-09-2025 11:54:00	22-09-2025 20:04:00					22-09-2025 01:54:00
Cum Demand	14.67	27.25	15.61	15.13	0	0	0	0	31.36
KVARh Q2	Rate A	Rate B	Rate C	Rate D	Rate E	Rate F	Rate G	Rate H	Total
Energy	2.5525	5.5825	2.1525	4.065	0	0	0	0	14.3525
KVARh Q4	Rate A	Rate B	Rate C	Rate D	Rate E	Rate F	Rate G	Rate H	Total
Energy	1153.35	1124.8225	332.3575	701.6175	0	0	0	0	3312.1475
Avg PF del	Rate A	Rate B	Rate C	Rate D	Rate E	Rate F	Rate G	Rate H	Total
Energy	0.9988	0.9984	0.9982	0.9986	0	0	0	0	0.9986
Avg PF rec	Rate A	Rate B	Rate C	Rate D	Rate E	Rate F	Rate G	Rate H	Total
Energy	0.6239	0.7144	0.7641	0.6298	0	0	0	0	0.6834



Yain
Field Engineer
 SJVN Limited
 Khirvire Wind Power Station
 Sinnar, Dist. Nashik-422103(MH)

A. Jadhav
Assistant Engineer (QC)
 MSEDCLtd. Akole, Sub Div.

N. L. Shelke
N. L. Shelke
 Dy. Executive Engineer
 M. S. E. D. Co. Ltd.
 Sub. Dn., Akola

[Signature]
EXECUTIVE ENGINEER
 M.S.E.D. CLTD. SANGAMNER DIVISION