



SJVN Limited

Commercial & System Operation Department

Beneficiary wise details of adjustment NRLDC Fees & Charges Bill issued by M/s GRID-INDIA in line with the CERC Order dated 24.02.2023 in Petition No. 248/MP/2021 in respect of Rampur HPS w.e.f. 01.04.2019 to 31.03.2020 & 01.04.2021 to 31.03.2023.

Sl.	Name of Beneficiaries	Amount (Rs.)
1	CHANDIGARH	3730
2	GOHP	166234
3	HPSEB	11686
4	HARYANA	18944
5	J & K	49974
6	PUNJAB	25324
7	MPPMCL	563
8	AJMER VVNL	8715
9	JAIPUR VVNL	12295
10	JODHPUR VVNL	11102
11	UTTARAKHAND	46634
12	UTTAR PRADESH	63957
13	NDMC,DELHI	351
Total		419509

[Handwritten signature]

[Handwritten signature]



Beneficiaries- wise Breakup of adjustment NRLDC Fees & Charges Bill issued by M/s GRID-INDIA in line with the CERC Order dated 24.02.2023 in Petition No. 248/MP/2021 for FY: 2019-20 in respect of Rampur HPS.

Sl. No.	Name of Beneficiaries	Apr-19		May-19		Jun-19		Jul-19		Aug-19		Sep-19	
		Wid. Avg. % age capacity Allocation (%)	Total Adjustment NRLDC Fees & Charges Bill issued by M/s GRID-INDIA (Rs.)	Wid. Avg. % age capacity Allocation (%)	Total Adjustment NRLDC Fees & Charges Bill issued by M/s GRID-INDIA (Rs.)	Wid. Avg. % age capacity Allocation (%)	Total Adjustment NRLDC Fees & Charges Bill issued by M/s GRID-INDIA (Rs.)	Wid. Avg. % age capacity Allocation (%)	Total Adjustment NRLDC Fees & Charges Bill issued by M/s GRID-INDIA (Rs.)	Wid. Avg. % age capacity Allocation (%)	Total Adjustment NRLDC Fees & Charges Bill issued by M/s GRID-INDIA (Rs.)	Wid. Avg. % age capacity Allocation (%)	Total Adjustment NRLDC Fees & Charges Bill issued by M/s GRID-INDIA (Rs.)
1	CHANDIGARH	1.2640	-26	1.2640	-27	1.2640	-26	1.2640	-26	1.2640	-26	1.2640	-26
2	GOHP	30.0000	-636	30.0000	-629	30.0000	-627	30.0000	-627	30.0000	-623	30.0000	-616
3	HPSB	3.2300	-69	3.2300	-68	3.2300	-67	3.2300	-67	3.2300	-67	3.2300	-66
4	HARYANA	4.7700	-101	4.7700	-100	4.7700	-100	4.7700	-100	4.7700	-99	4.7700	-98
5	J & K	10.0900	-234	10.8850	-228	10.8850	-228	10.8850	-228	10.8850	-228	10.8850	-223
6	PUNJAB	6.4600	-137	6.4600	-135	6.4600	-135	6.4600	-135	6.4600	-134	6.4600	-133
7	MPPMCL	0.1840	-4	0.1720	-4	0.1720	-4	0.1720	-4	0.1720	-4	0.1720	-4
8	AJMER VVNL	2.4080	-51	2.4080	-50	2.4080	-50	2.4080	-50	2.4080	-50	2.4080	-49
9	JAIPUR VVNL	3.5740	-76	3.5740	-75	3.5740	-75	3.5740	-75	3.5740	-74	3.5740	-73
10	JODHPUR VVNL	2.8920	-61	2.8920	-61	2.8920	-60	2.8920	-60	2.8920	-60	2.8920	-59
11	UTTARAKHAND	13.6780	-290	13.6900	-287	13.6900	-286	13.6900	-286	13.6900	-284	13.6900	-281
12	UTTAR PRADESH	20.5720	-436	20.6550	-433	20.6550	-431	20.6550	-431	20.6550	-429	20.6550	-424
	Total	100.0000	-2121	100.0000	-2097	100.0000	-2089	100.0000	-2089	100.0000	-2078	100.0000	-2052

Sl. No.	Name of Beneficiaries	Oct-19		Nov-19		Dec-19		Jan-20		Feb-20		Mar-20	
		Wid. Avg. % age capacity Allocation (%)	Total Adjustment NRLDC Fees & Charges Bill issued by M/s GRID-INDIA (Rs.)	Wid. Avg. % age capacity Allocation (%)	Total Adjustment NRLDC Fees & Charges Bill issued by M/s GRID-INDIA (Rs.)	Wid. Avg. % age capacity Allocation (%)	Total Adjustment NRLDC Fees & Charges Bill issued by M/s GRID-INDIA (Rs.)	Wid. Avg. % age capacity Allocation (%)	Total Adjustment NRLDC Fees & Charges Bill issued by M/s GRID-INDIA (Rs.)	Wid. Avg. % age capacity Allocation (%)	Total Adjustment NRLDC Fees & Charges Bill issued by M/s GRID-INDIA (Rs.)	Wid. Avg. % age capacity Allocation (%)	Total Adjustment NRLDC Fees & Charges Bill issued by M/s GRID-INDIA (Rs.)
1	CHANDIGARH	1.2640	-25	0.8200	-16	0.8050	-16	0.8050	-16	0.8050	-15	0.8050	-15
2	GOHP	30.0000	-604	30.0000	-594	30.0000	-579	30.0000	-579	30.0000	-576	30.0000	-575
3	HPSB	3.2300	-65	3.2300	-64	3.2300	-62	3.2300	-62	3.2300	-62	3.2300	-62
4	HARYANA	4.7700	-96	4.7700	-94	4.7700	-92	4.7700	-92	4.7700	-92	4.7700	-91
5	J & K	10.8850	-221	15.0350	-299	15.1830	-294	15.1830	-294	15.1830	-291	15.1830	-291
6	PUNJAB	6.4600	-130	6.4600	-128	6.4600	-125	6.4600	-125	6.4600	-124	6.4600	-124
7	MPPMCL	0.1720	-3	0.1840	-4	0.1840	-4	0.1840	-4	0.1840	-4	0.1840	-4
8	AJMER VVNL	2.4080	-48	2.4080	-48	2.4080	-46	2.4080	-46	2.4080	-46	2.4080	-46
9	JAIPUR VVNL	3.5740	-72	3.5740	-71	3.5740	-69	3.5740	-69	3.5740	-69	3.5740	-69
10	JODHPUR VVNL	2.8920	-58	2.8920	-57	2.8920	-56	2.8920	-56	2.8920	-56	2.8920	-55
11	UTTARAKHAND	13.6900	-276	13.3440	-264	13.3300	-257	13.3300	-257	13.3300	-256	13.3300	-256
12	UTTAR PRADESH	20.6550	-416	17.2830	-342	17.1610	-331	17.1610	-331	17.1610	-329	17.1610	-329
	Total	100.0000	-2014	100.0000	-1981	100.0000	-1931	100.0000	-1931	100.0000	-1920	100.0000	-1917

[Handwritten Signature]



SJVN Limited

Commercial & System Operation Department

Beneficiaries- wise Breakup of adjustment NRLDC Fees & Charges Bill issued by M/s GRID-INDIA in line with the CERC Order dated 24.02.2023 in Petition No. 248/MP/2021 for FY: 2021-22 in respect of Rampur HPS.

Sl. No.	Name of Beneficiaries	Apr-21			May-21			Jun-21			Jul-21			Aug-21			Sep-21		
		Wid. Avg. % age capacity Allocation (%)	Total Adjustment NRLDC Fees & Charges Bill issued by M/s GRID-INDIA (Rs.)	Amount Payable by Beneficiaries (Rs.)	Wid. Avg. % age capacity Allocation (%)	Total Adjustment NRLDC Fees & Charges Bill issued by M/s GRID-INDIA (Rs.)	Amount Payable by Beneficiaries (Rs.)	Wid. Avg. % age capacity Allocation (%)	Total Adjustment NRLDC Fees & Charges Bill issued by M/s GRID-INDIA (Rs.)	Amount Payable by Beneficiaries (Rs.)	Wid. Avg. % age capacity Allocation (%)	Total Adjustment NRLDC Fees & Charges Bill issued by M/s GRID-INDIA (Rs.)	Amount Payable by Beneficiaries (Rs.)	Wid. Avg. % age capacity Allocation (%)	Total Adjustment NRLDC Fees & Charges Bill issued by M/s GRID-INDIA (Rs.)	Amount Payable by Beneficiaries (Rs.)	Wid. Avg. % age capacity Allocation (%)	Total Adjustment NRLDC Fees & Charges Bill issued by M/s GRID-INDIA (Rs.)	Amount Payable by Beneficiaries (Rs.)
1	CHANDIGARH	1.053	108	114	1.100	113	1.110	113	1.110	113	1.110	112	1.110	112	1.110	109			
2	GOHP	39.100	4025	4043	39.100	4030	39.100	3969	39.100	3969	39.100	3957	39.100	3957	39.100	3845			
3	HPSEB	2.810	289	291	2.810	290	2.810	285	2.810	285	2.810	284	2.810	284	2.810	276			
4	HARYANA	4.150	427	429	4.150	428	4.150	421	4.150	421	4.150	420	4.150	420	4.150	408			
5	J & K	10.189	1050	1028	9.960	1027	9.970	1027	9.970	1027	9.970	1008	9.970	1008	9.970	980			
6	PUNJAB	5.620	579	581	5.620	579	5.620	579	5.620	579	5.620	569	5.620	569	5.620	553		9833	
7	MPPMCL	0.150	15	16	0.150	15	0.140	15	0.140	15	0.140	14	0.140	14	0.140	14			
8	AJMER VVNL	2.095	216	217	2.095	216	2.095	216	2.095	216	2.095	212	2.095	212	2.095	206			
9	JAIPUR VVNL	3.109	320	321	3.109	320	3.109	320	3.109	320	3.109	315	3.109	315	3.109	306			
10	JODHPUR VVNL	2.516	259	260	2.516	259	2.516	259	2.516	259	2.516	255	2.516	255	2.516	247			
11	UTTARAKHAND	11.396	1173	1176	11.370	1176	11.370	1172	11.370	1172	11.370	1154	11.370	1154	11.370	1118			
12	UTTAR PRADESH	17.812	1834	1863	18.020	1863	18.010	1857	18.010	1857	18.010	1828	18.010	1828	18.010	1771			
	Total	100.000	10295	10339	100.000	10339	100.000	10306	100.000	10306	100.000	10150	100.000	10150	100.000	9833			

Sl. No.	Name of Beneficiaries	Oct-21			Nov-21			Dec-21			Jan-22			Feb-22			Mar-22		
		Wid. Avg. % age capacity Allocation (%)	Total Supplementa ry NRLDC Fees & Charges Bill issued by M/s POSOCO (Rs.)	Amount Payable by Beneficiaries (Rs.)	Wid. Avg. % age capacity Allocation (%)	Total Supplementa ry NRLDC Fees & Charges Bill issued by M/s POSOCO (Rs.)	Amount Payable by Beneficiaries (Rs.)	Wid. Avg. % age capacity Allocation (%)	Total Supplementa ry NRLDC Fees & Charges Bill issued by M/s POSOCO (Rs.)	Amount Payable by Beneficiaries (Rs.)	Wid. Avg. % age capacity Allocation (%)	Total Supplementa ry NRLDC Fees & Charges Bill issued by M/s POSOCO (Rs.)	Amount Payable by Beneficiaries (Rs.)	Wid. Avg. % age capacity Allocation (%)	Total Supplementa ry NRLDC Fees & Charges Bill issued by M/s POSOCO (Rs.)	Amount Payable by Beneficiaries (Rs.)	Wid. Avg. % age capacity Allocation (%)	Total Supplementa ry NRLDC Fees & Charges Bill issued by M/s POSOCO (Rs.)	Amount Payable by Beneficiaries (Rs.)
1	CHANDIGARH	0.736	71	68	0.710	67	0.710	67	0.710	67	0.710	65	0.710	65	0.710	69			
2	GOHP	39.100	3795	3743	39.100	3665	39.100	3665	39.100	3665	39.100	3553	39.100	3553	39.100	3460			
3	HPSEB	2.810	273	269	2.810	269	2.810	269	2.810	269	2.810	255	2.810	255	2.810	249			
4	HARYANA	4.150	403	397	4.150	389	4.150	389	4.150	389	4.150	377	4.150	377	4.150	381			
5	J & K	12.907	1253	1229	13.110	1229	13.110	1229	13.110	1229	13.110	1190	13.110	1190	13.110	1115			
6	PUNJAB	5.620	545	538	5.620	527	5.620	527	5.620	527	5.620	511	5.620	511	5.620	514			
7	MPPMCL	0.149	14	14	0.150	14	0.150	14	0.150	14	0.150	14	0.150	14	0.150	13		8848	
8	AJMER VVNL	2.095	203	201	2.095	196	2.095	196	2.095	196	2.095	190	2.095	190	2.095	185			
9	JAIPUR VVNL	3.109	302	298	3.109	291	3.109	291	3.109	291	3.109	282	3.109	282	3.109	275			
10	JODHPUR VVNL	2.516	244	241	2.516	236	2.516	236	2.516	236	2.516	229	2.516	229	2.516	223			
11	UTTARAKHAND	11.735	1139	1126	11.760	1102	11.760	1102	11.760	1102	11.760	1069	11.760	1069	11.760	1035			
12	UTTAR PRADESH	15.073	1463	1424	14.870	1394	14.870	1394	14.870	1394	14.870	1351	14.870	1351	14.870	1329			
	Total	100.000	9705	9574	100.000	9373	100.000	9373	100.000	9373	100.000	9086	100.000	9086	100.000	8848			

[Handwritten signature]



Beneficiaries- wise Breakup of adjustment NRLDC Fees & Charges Bill issued by M/s GRID-INDIA in line with the CERC Order dated 24.02.2023 in Petition No. 248/MP/2021 for FY: 2022-23 in respect of Rampur HPS.

Sl. No.	Name of Beneficiaries	Apr-22			May-22			Jun-22			Jul-22			Aug-22			Sep-22		
		Wid. Avg. % age capacity Allocation (%)	Amount Payable by Beneficiaries (Rs.)	Total Adjustment NRLDC Fees & Charges Bill issued by M/s GRID-INDIA (Rs.)	Wid. Avg. % age capacity Allocation (%)	Amount Payable by Beneficiaries (Rs.)	Total Adjustment NRLDC Fees & Charges Bill issued by M/s GRID-INDIA (Rs.)	Wid. Avg. % age capacity Allocation (%)	Amount Payable by Beneficiaries (Rs.)	Total Adjustment NRLDC Fees & Charges Bill issued by M/s GRID-INDIA (Rs.)	Wid. Avg. % age capacity Allocation (%)	Amount Payable by Beneficiaries (Rs.)	Total Adjustment NRLDC Fees & Charges Bill issued by M/s GRID-INDIA (Rs.)	Wid. Avg. % age capacity Allocation (%)	Amount Payable by Beneficiaries (Rs.)	Total Adjustment NRLDC Fees & Charges Bill issued by M/s GRID-INDIA (Rs.)	Wid. Avg. % age capacity Allocation (%)	Amount Payable by Beneficiaries (Rs.)	Total Adjustment NRLDC Fees & Charges Bill issued by M/s GRID-INDIA (Rs.)
1	CHANDIGARH	1.110	324	318	312	309	307	307	307	307	307	307	307	307	307	307	307	307	
2	GOHP	39.100	11425	11216	10991	10894	10805	10805	10805	10805	10805	10805	10805	10805	10805	10805	10805	10805	
3	HPSEB	2.810	821	806	790	783	777	777	777	777	777	777	777	777	777	777	777	777	
4	HARYANA	5.140	1502	1474	1445	1432	1420	1420	1420	1420	1420	1420	1420	1420	1420	1420	1420	1420	
5	J & K	10.071	2943	2905	2804	2779	2754	2754	2754	2754	2754	2754	2754	2754	2754	2754	2754	2754	
6	PUNJAB	6.709	1960	1909	1914	1897	1882	1882	1882	1882	1882	1882	1882	1882	1882	1882	1882	1882	
7	MPPMCL	0.140	41	40	39	39	39	39	39	39	39	39	39	39	39	39	39	39	
8	AJMER VVNL	2.094	612	601	589	583	579	579	579	579	579	579	579	579	579	579	579	579	
9	JAIPUR VVNL	2.915	852	836	819	812	806	806	806	806	806	806	806	806	806	806	806	806	
10	JODHPUR VVNL	2.711	792	778	762	755	749	749	749	749	749	749	749	749	749	749	749	749	
11	UTTARAKHAND	11.370	3322	3262	3196	3168	3142	3142	3142	3142	3142	3142	3142	3142	3142	3142	3142	3142	
12	UTTAR PRADESH	15.830	4626	4541	4450	4410	4375	4375	4375	4375	4375	4375	4375	4375	4375	4375	4375	4375	
13	NDMC,DELHI	0.000	0	0	0	0	0	0	0	0	0	0	0	0	0	0	0	0	
	Total	100.000	29220	28686	28111	27861	27635	27635	27635	27635	27635	27635	27635	27635	27635	27635	27635	27635	

Sl. No.	Name of Beneficiaries	Oct-22			Nov-22			Dec-22			Jan-23			Feb-23			Mar-23		
		Wid. Avg. % age capacity Allocation (%)	Amount Payable by Beneficiaries (Rs.)	Total Adjustment NRLDC Fees & Charges Bill issued by M/s GRID-INDIA (Rs.)	Wid. Avg. % age capacity Allocation (%)	Amount Payable by Beneficiaries (Rs.)	Total Adjustment NRLDC Fees & Charges Bill issued by M/s GRID-INDIA (Rs.)	Wid. Avg. % age capacity Allocation (%)	Amount Payable by Beneficiaries (Rs.)	Total Adjustment NRLDC Fees & Charges Bill issued by M/s GRID-INDIA (Rs.)	Wid. Avg. % age capacity Allocation (%)	Amount Payable by Beneficiaries (Rs.)	Total Adjustment NRLDC Fees & Charges Bill issued by M/s GRID-INDIA (Rs.)	Wid. Avg. % age capacity Allocation (%)	Amount Payable by Beneficiaries (Rs.)	Total Adjustment NRLDC Fees & Charges Bill issued by M/s GRID-INDIA (Rs.)	Wid. Avg. % age capacity Allocation (%)	Amount Payable by Beneficiaries (Rs.)	Total Adjustment NRLDC Fees & Charges Bill issued by M/s GRID-INDIA (Rs.)
1	CHANDIGARH	0.700	188	183	179	165	165	165	165	165	165	165	165	165	165	165	165	165	
2	GOHP	39.100	10524	10356	10340	10229	10229	10229	10229	10229	10229	10229	10229	10229	10229	10229	10229	10229	
3	HPSEB	2.810	756	744	743	735	735	735	735	735	735	735	735	735	735	735	735	735	
4	HARYANA	4.130	1117	1099	1098	1086	1086	1086	1086	1086	1086	1086	1086	1086	1086	1086	1086	1086	
5	J & K	14.202	3823	3740	3803	3958	3958	3958	3958	3958	3958	3958	3958	3958	3958	3958	3958	3958	
6	PUNJAB	5.620	1513	1489	1486	1470	1470	1470	1470	1470	1470	1470	1470	1470	1470	1470	1470	1470	
7	MPPMCL	0.150	40	40	44	22	22	22	22	22	22	22	22	22	22	22	22	22	
8	AJMER VVNL	2.094	564	555	554	548	548	548	548	548	548	548	548	548	548	548	548	548	
9	JAIPUR VVNL	2.915	785	772	771	763	763	763	763	763	763	763	763	763	763	763	763	763	
10	JODHPUR VVNL	2.711	730	718	717	709	709	709	709	709	709	709	709	709	709	709	709	709	
11	UTTARAKHAND	10.580	2848	2802	2798	2803	2825	2825	2825	2825	2825	2825	2825	2825	2825	2825	2825	2825	
12	UTTAR PRADESH	14.870	4002	3939	3857	3600	3600	3600	3600	3600	3600	3600	3600	3600	3600	3600	3600	3600	
13	NDMC,DELHI	0.098	26	50	56	73	73	73	73	73	73	73	73	73	73	73	73	73	
	Total	100.000	26916	26487	26446	26161	26161	26161	26161	26161	26161	26161	26161	26161	26161	26161	26161	26161	

[Handwritten Signature]



SJVN Limited

Commercial & System Operation Department

Monthwise details of adjustment NRLDC Fees & Charges Bill issued by M/s GRID-INDIA in line with the CERC Order dated 24.02.2023 in Petition No. 248/MP/2021 in respect of Rampur HPS w.e.f. 01.04.2019 to 31.03.2020 & 01.04.2021 to 31.03.2023.

Sl. No.	Month	Adjustment NRLDC Fees & Charges Bill (In Rs)			Total Charges to be recovered from UT-Chandigarh (Rs)
		Fy : 2019-20	Fy : 2021-22	Fy : 2022-23	
a	b	c	d	e	f=c+d+e
1	April	-26	108	324	406
2	May	-27	114	318	405
3	June	-26	113	312	399
4	July	-26	113	309	396
5	August	-26	112	307	393
6	September	-26	109	303	386
7	October	-25	71	188	234
8	November	-16	68	183	235
9	December	-16	67	179	230
10	January	-16	65	165	214
11	February	-15	64	165	214
12	March	-15	69	164	218
Total		-260	1073	2917	3730



SJVN Limited

Commercial & System Operation Department

Monthwise details of adjustment NRLDC Fees & Charges Bill issued by M/s GRID-INDIA in line with the CERC Order dated 24.02.2023 in Petition No. 248/MP/2021 in respect of Rampur HPS w.e.f. 01.04.2019 to 31.03.2020 & 01.04.2021 to 31.03.2023.

Sl. No.	Month	Adjustment NRLDC Fees & Charges Bill (In Rs)			Total Charges to be recovered from GoHP (Rs)
		Fy : 2019-20	Fy : 2021-22	Fy : 2022-23	
a	b	c	d	e	f=c+d+e
1	April	-636	4025	11425	14814
2	May	-629	4043	11216	14630
3	June	-627	4030	10991	14394
4	July	-627	3969	10894	14236
5	August	-623	3957	10805	14139
6	September	-616	3845	10675	13904
7	October	-604	3795	10524	13715
8	November	-594	3743	10356	13505
9	December	-579	3665	10340	13426
10	January	-579	3553	10229	13203
11	February	-576	3513	10229	13166
12	March	-575	3460	10217	13102
Total		-7265	45598	127901	166234

[Handwritten signature]

[Handwritten initials]



SJVN Limited

Commercial & System Operation Department

Monthwise details of adjustment NRLDC Fees & Charges Bill issued by M/s GRID-INDIA in line with the CERC Order dated 24.02.2023 in Petition No. 248/MP/2021 in respect of Rampur HPS w.e.f. 01.04.2019 to 31.03.2020 & 01.04.2021 to 31.03.2023.

Sl. No.	Month	Adjustment NRLDC Fees & Charges Bill (In Rs)			Total Charges to be recoverd from HPSEB (Rs)
		Fy : 2019-20	Fy : 2021-22	Fy : 2022-23	
a	b	c	d	e	f=c+d+e
1	April	-69	289	821	1041
2	May	-68	291	806	1029
3	June	-67	290	790	1013
4	July	-67	285	783	1001
5	August	-67	284	777	994
6	September	-66	276	767	977
7	October	-65	273	756	964
8	November	-64	269	744	949
9	December	-62	263	743	944
10	January	-62	255	735	928
11	February	-62	252	735	925
12	March	-62	249	734	921
Total		-781	3276	9191	11686

[Handwritten signatures]



SJVN Limited

Commercial & System Operation Department

Monthwise details of adjustment NRLDC Fees & Charges Bill issued by M/s GRID-INDIA in line with the CERC Order dated 24.02.2023 in Petition No. 248/MP/2021 in respect of Rampur HPS w.e.f. 01.04.2019 to 31.03.2020 & 01.04.2021 to 31.03.2023.

Sl. No.	Month	Adjustment NRLDC Fees & Charges Bill (In Rs)			Total Charges to be recovered from Haryana (Rs)
		Fy : 2019-20	Fy : 2021-22	Fy : 2022-23	
a	b	c	d	e	f=c+d+e
1	April	-101	427	1502	1828
2	May	-100	429	1474	1803
3	June	-100	428	1445	1773
4	July	-100	421	1432	1753
5	August	-99	420	1420	1741
6	September	-98	408	1403	1713
7	October	-96	403	1117	1424
8	November	-94	397	1099	1402
9	December	-92	389	1098	1395
10	January	-92	377	1086	1371
11	February	-92	373	1086	1367
12	March	-91	381	1084	1374
Total		-1155	4853	15246	18944

[Handwritten signature]



SJVN Limited

Commercial & System Operation Department

Monthwise details of adjustment NRLDC Fees & Charges Bill issued by M/s GRID-INDIA in line with the CERC Order dated 24.02.2023 in Petition No. 248/MP/2021 in respect of Rampur HPS w.e.f. 01.04.2019 to 31.03.2020 & 01.04.2021 to 31.03.2023.

Sl. No.	Month	Adjustment NRLDC Fees & Charges Bill (In Rs)			Total Charges to be recovered from J&K (Rs)
		Fy : 2019-20	Fy : 2021-22	Fy : 2022-23	
a	b	c	d	e	f=c+d+e
1	April	-234	1050	2943	3759
2	May	-228	1028	2905	3705
3	June	-228	1027	2804	3603
4	July	-228	1012	2779	3563
5	August	-228	1008	2754	3534
6	September	-223	980	2723	3480
7	October	-221	1253	3823	4855
8	November	-299	1255	3740	4696
9	December	-294	1229	3803	4738
10	January	-294	1190	3958	4854
11	February	-291	1178	3958	4845
12	March	-291	1115	3518	4342
Total		-3059	13325	39708	49974

[Handwritten signatures]



SJVN Limited

Commercial & System Operation Department

Monthwise details of adjustment NRLDC Fees & Charges Bill issued by M/s GRID-INDIA in line with the CERC Order dated 24.02.2023 in Petition No. 248/MP/2021 in respect of Rampur HPS w.e.f. 01.04.2019 to 31.03.2020 & 01.04.2021 to 31.03.2023.

Sl. No.	Month	Adjustment NRLDC Fees & Charges Bill (In Rs)			Total Charges to be recovered from Punjab (Rs)
		Fy : 2019-20	Fy : 2021-22	Fy : 2022-23	
a	b	c	d	e	f=c+d+e
1	April	-137	579	1960	2402
2	May	-135	581	1909	2355
3	June	-135	579	1914	2358
4	July	-135	570	1897	2332
5	August	-134	569	1882	2317
6	September	-133	553	1859	2279
7	October	-130	545	1513	1928
8	November	-128	538	1489	1899
9	December	-125	527	1486	1888
10	January	-125	511	1470	1856
11	February	-124	505	1470	1851
12	March	-124	514	1469	1859
Total		-1565	6571	20318	25324

Handwritten signature

Handwritten initials



SJVN Limited

Commercial & System Operation Department

Monthwise details of adjustment NRLDC Fees & Charges Bill issued by M/s GRID-INDIA in line with the CERC Order dated 24.02.2023 in Petition No. 248/MP/2021 in respect of Rampur HPS w.e.f. 01.04.2019 to 31.03.2020 & 01.04.2021 to 31.03.2023.

Sl. No.	Month	Adjustment NRLDC Fees & Charges Bill (In Rs)			Total Charges to be recovered from MP (Rs)
		Fy : 2019-20	Fy : 2021-22	Fy : 2022-23	
a	b	c	d	e	f=c+d+e
1	April	-4	15	41	52
2	May	-4	16	40	52
3	June	-4	15	39	50
4	July	-4	14	39	49
5	August	-4	14	39	49
6	September	-4	14	38	48
7	October	-3	14	40	51
8	November	-4	14	40	50
9	December	-4	14	44	54
10	January	-4	14	22	32
11	February	-4	13	0	9
12	March	-4	13	58	67
Total		-47	170	440	563



SJVN Limited

Commercial & System Operation Department

Monthwise details of adjustment NRLDC Fees & Charges Bill issued by M/s GRID-INDIA in line with the CERC Order dated 24.02.2023 in Petition No. 248/MP/2021 in respect of Rampur HPS w.e.f. 01.04.2019 to 31.03.2020 & 01.04.2021 to 31.03.2023.

Sl. No.	Month	Adjustment NRLDC Fees & Charges Bill (In Rs)			Total Charges to be recovered from Ajmer VVNL (Rs)
		Fy : 2019-20	Fy : 2021-22	Fy : 2022-23	
a	b	c	d	e	f=c+d+e
1	April	-51	216	612	777
2	May	-50	217	601	768
3	June	-50	216	589	755
4	July	-50	213	583	746
5	August	-50	212	579	741
6	September	-49	206	572	729
7	October	-48	203	564	719
8	November	-48	201	555	708
9	December	-46	196	554	704
10	January	-46	190	548	692
11	February	-46	188	548	690
12	March	-46	185	547	686
Total		-580	2443	6852	8715

[Handwritten signatures]



SJVN Limited

Commercial & System Operation Department

Monthwise details of adjustment NRLDC Fees & Charges Bill issued by M/s GRID-INDIA in line with the CERC Order dated 24.02.2023 in Petition No. 248/MP/2021 in respect of Rampur HPS w.e.f. 01.04.2019 to 31.03.2020 & 01.04.2021 to 31.03.2023.

Sl. No.	Month	Adjustment NRLDC Fees & Charges Bill (In Rs)			Total Charges to be recoverd from Jaipur VVNL (Rs)
		Fy : 2019-20	Fy : 2021-22	Fy : 2022-23	
a	b	c	d	e	f=c+d+e
1	April	-76	320	852	1096
2	May	-75	321	836	1082
3	June	-75	320	819	1064
4	July	-75	316	812	1053
5	August	-74	315	806	1047
6	September	-73	306	796	1029
7	October	-72	302	785	1015
8	November	-71	298	772	999
9	December	-69	291	771	993
10	January	-69	282	763	976
11	February	-69	279	763	973
12	March	-69	275	762	968
Total		-867	3625	9537	12295

Handwritten signatures and initials in blue ink.



SJVN Limited

Commercial & System Operation Department

Monthwise details of adjustment NRLDC Fees & Charges Bill issued by M/s GRID-INDIA in line with the CERC Order dated 24.02.2023 in Petition No. 248/MP/2021 in respect of Rampur HPS w.e.f. 01.04.2019 to 31.03.2020 & 01.04.2021 to 31.03.2023.

Sl. No.	Month	Adjustment NRLDC Fees & Charges Bill (In Rs)			Total Charges to be recovered from Jodhpur VVNL (Rs)
		Fy : 2019-20	Fy : 2021-22	Fy : 2022-23	
a	b	c	d	e	f=c+d+e
1	April	-61	259	792	990
2	May	-61	260	778	977
3	June	-60	259	762	961
4	July	-60	255	755	950
5	August	-60	255	749	944
6	September	-59	247	740	928
7	October	-58	244	730	916
8	November	-57	241	718	902
9	December	-56	236	717	897
10	January	-56	229	709	882
11	February	-56	226	709	879
12	March	-55	223	708	876
Total		-699	2934	8867	11102

[Handwritten signatures]



SJVN Limited

Commercial & System Operation Department

Monthwise details of adjustment NRLDC Fees & Charges Bill issued by M/s GRID-INDIA in line with the CERC Order dated 24.02.2023 in Petition No. 248/MP/2021 in respect of Rampur HPS w.e.f. 01.04.2019 to 31.03.2020 & 01.04.2021 to 31.03.2023.

Sl. No.	Month	Adjustment NRLDC Fees & Charges Bill (In Rs)			Total Charges to be recovered from Uttarakhand (Rs)
		Fy : 2019-20	Fy : 2021-22	Fy : 2022-23	
a	b	c	d	e	f=c+d+e
1	April	-290	1173	3322	4205
2	May	-287	1176	3262	4151
3	June	-286	1172	3196	4082
4	July	-286	1154	3168	4036
5	August	-284	1151	3142	4009
6	September	-281	1118	3104	3941
7	October	-276	1139	2848	3711
8	November	-264	1126	2802	3664
9	December	-257	1102	2798	3643
10	January	-257	1069	2803	3615
11	February	-256	1057	2825	3626
12	March	-256	1035	3172	3951
Total		-3280	13472	36442	46634



SJVN Limited

Commercial & System Operation Department

Monthwise details of adjustment NRLDC Fees & Charges Bill issued by M/s GRID-INDIA in line with the CERC Order dated 24.02.2023 in Petition No. 248/MP/2021 in respect of Rampur HPS w.e.f. 01.04.2019 to 31.03.2020 & 01.04.2021 to 31.03.2023.

Sl. No.	Month	Adjustment NRLDC Fees & Charges Bill (In Rs)			Total Charges to be recovered from Uttar Pradesh (Rs)
		Fy : 2019-20	Fy : 2021-22	Fy : 2022-23	
a	b	c	d	e	f=c+d+e
1	April	-436	1834	4626	6024
2	May	-433	1863	4541	5971
3	June	-431	1857	4450	5876
4	July	-431	1828	4410	5807
5	August	-429	1823	4375	5769
6	September	-424	1771	4322	5669
7	October	-416	1463	4002	5049
8	November	-342	1424	3939	5021
9	December	-331	1394	3857	4920
10	January	-331	1351	3600	4620
11	February	-329	1336	3600	4607
12	March	-329	1329	3624	4624
Total		-4662	19273	49346	63957

Handwritten signatures in blue ink, including a large signature and a smaller one with the initials 'SMT'.



SJVN Limited

Commercial & System Operation Department

Monthwise details of adjustment NRLDC Fees & Charges Bill issued by M/s GRID-INDIA in line with the CERC Order dated 24.02.2023 in Petition No. 248/MP/2021 in respect of Rampur HPS w.e.f. 01.04.2019 to 31.03.2020 & 01.04.2021 to 31.03.2023.

Sl. No.	Month	Adjustment NRLDC Fees & Charges Bill (In Rs)			Total Charges to be recoverd from NDMC, Delhi (Rs)
		Fy : 2019-20	Fy : 2021-22	Fy : 2022-23	
a	b	c	d	e	f=c+d+e
1	April	0	0	0	0
2	May	0	0	0	0
3	June	0	0	0	0
4	July	0	0	0	0
5	August	0	0	0	0
6	September	0	0	0	0
7	October	0	0	26	26
8	November	0	0	50	50
9	December	0	0	56	56
10	January	0	0	73	73
11	February	0	0	73	73
12	March	0	0	73	73
Total		0	0	351	351

Handwritten signatures and initials in blue ink.



SJVN Limited

Commercial & System Operation Department

Beneficiary-wise Wtd. Avg. %age capacity Allocation of Rampur HPS for FY: 2019-20 as per Final REA (%)													
Sl. No.	Name of Beneficiaries	Apr-19	May-19	Jun-19	Jul-19	Aug-19	Sep-19	Oct-19	Nov-19	Dec-19	Jan-20	Feb-20	Mar-20
1	CHANDIGARH	1.223	1.264	1.264	1.264	1.264	1.264	1.264	0.820	0.805	0.805	0.805	0.805
2	GOHP	30.000	30.000	30.000	30.000	30.000	30.000	30.000	30.000	30.000	30.000	30.000	30.000
3	HPSEB	3.230	3.230	3.230	3.230	3.230	3.230	3.230	3.230	3.230	3.230	3.230	3.230
4	HARYANA	4.770	4.770	4.770	4.770	4.770	4.770	4.770	4.770	4.770	4.770	4.770	4.770
5	J & K	11.009	10.885	10.885	10.885	10.885	10.885	10.885	15.035	15.183	15.183	15.183	15.183
6	PUNJAB	6.460	6.460	6.460	6.460	6.460	6.460	6.460	6.460	6.460	6.460	6.460	6.460
7	MPPMCL	0.184	0.172	0.172	0.172	0.172	0.172	0.172	0.184	0.184	0.184	0.184	0.184
8	AJMER VVNL	2.408	2.408	2.408	2.408	2.408	2.408	2.408	2.408	2.408	2.408	2.408	2.408
9	JAIPUR VVNL	3.574	3.574	3.574	3.574	3.574	3.574	3.574	3.574	3.574	3.574	3.574	3.574
10	JODHPUR VVNL	2.892	2.892	2.892	2.892	2.892	2.892	2.892	2.892	2.892	2.892	2.892	2.892
11	UTTARAKHAND	13.678	13.690	13.690	13.690	13.690	13.690	13.690	13.344	13.333	13.333	13.333	13.333
12	UTTAR PRADESH	20.572	20.655	20.655	20.655	20.655	20.655	20.655	17.283	17.161	17.161	17.161	17.161
	Total	100.0000	100.0000	100.0000	100.0000	100.0000	100.0000	100.0000	100.0000	100.0000	100.0000	100.0000	100.0000

Beneficiary-wise Wtd. Avg. %age capacity Allocation of Rampur HPS for FY: 2021-22 as per Final REA (%)													
Sl. No.	Name of Beneficiaries	Apr-21	May-21	Jun-21	Jul-21	Aug-21	Sep-21	Oct-21	Nov-21	Dec-21	Jan-22	Feb-22	Mar-22
1	CHANDIGARH	1.053	1.100	1.100	1.110	1.110	1.110	0.736	0.710	0.710	0.710	0.710	0.775
2	GOHP	39.100	39.100	39.100	39.100	39.100	39.100	39.100	39.100	39.100	39.100	39.100	39.100
3	HPSEB	2.810	2.810	2.810	2.810	2.810	2.810	2.810	2.810	2.810	2.810	2.810	2.810
4	HARYANA	4.150	4.150	4.150	4.150	4.150	4.150	4.150	4.150	4.150	4.150	4.150	4.310
5	J & K	10.189	9.960	9.960	9.970	9.970	9.970	12.907	13.110	13.110	13.110	13.110	12.604
6	PUNJAB	5.620	5.620	5.620	5.620	5.620	5.620	5.620	5.620	5.620	5.620	5.620	5.812
7	MPPMCL	0.150	0.150	0.150	0.140	0.140	0.140	0.149	0.150	0.150	0.150	0.150	0.148
8	AJMER VVNL	2.095	2.095	2.095	2.095	2.095	2.095	2.095	2.095	2.095	2.095	2.095	2.095
9	JAIPUR VVNL	3.109	3.109	3.109	3.109	3.109	3.109	3.109	3.109	3.109	3.109	3.109	3.109
10	JODHPUR VVNL	2.516	2.516	2.516	2.516	2.516	2.516	2.516	2.516	2.516	2.516	2.516	2.516
11	UTTARAKHAND	11.396	11.370	11.370	11.370	11.370	11.370	11.735	11.760	11.760	11.760	11.760	11.697
12	UTTAR PRADESH	17.812	18.020	18.020	18.010	18.010	18.010	15.073	14.870	14.870	14.870	14.870	15.024
	Total	100.0000	100.0000	100.0000	100.0000	100.0000	100.0000	100.0000	100.0000	100.0000	100.0000	100.0000	100.0000

[Handwritten Signature]




SJVN Limited
Commercial & System Operation Department

Beneficiary-wise Wtd. Avg. %age capacity Allocation of Rampur HPS for FY: 2022-23 as per REA (%)

Sl. No.	Name of Beneficiaries	Apr-22	May-22	Jun-22	Jul-22	Aug-22	Sep-22	Oct-22	Nov-22	Dec-22	Jan-23	Feb-23	Mar-23
1	CHANDIGARH	1.110000	1.110000	1.110000	1.110000	1.110000	1.110000	0.700000	0.690000	0.675000	0.630000	0.630000	0.627386
2	GOHP	39.100000	39.100000	39.100000	39.100000	39.100000	39.100000	39.100000	39.100000	39.100000	39.100000	39.100000	39.100000
3	HPSEB	2.810000	2.810000	2.810000	2.810000	2.810000	2.810000	2.810000	2.810000	2.810000	2.810000	2.810000	2.810000
4	HARYANA	5.140000	5.140000	5.140000	5.140000	5.140000	5.140000	4.150000	4.150000	4.150000	4.150000	4.150000	4.150000
5	J & K	10.071000	10.124000	9.970000	9.970000	9.970000	9.970000	14.202000	14.120000	14.381000	15.130000	15.130000	13.463574
6	PUNJAB	6.709000	6.656000	6.810000	6.810000	6.810000	6.810000	5.620000	5.620000	5.620000	5.620000	5.620000	5.620000
7	MPPMCL	0.140000	0.140000	0.140000	0.140000	0.140000	0.140000	0.150000	0.150000	0.168000	0.085000	0.000000	0.222466
8	AJMER VVNL	2.094000	2.094000	2.094000	2.094000	2.094000	2.094000	2.094000	2.094000	2.094000	2.094000	2.094000	2.093664
9	JAIPUR VVNL	2.915000	2.915000	2.915000	2.915000	2.915000	2.915000	2.915000	2.915000	2.915000	2.915000	2.915000	2.915072
10	JODHPUR VVNL	2.711000	2.711000	2.711000	2.711000	2.711000	2.711000	2.711000	2.711000	2.711000	2.711000	2.711000	2.711264
11	UTTARAKHAND	11.370000	11.370000	11.370000	11.370000	11.370000	11.370000	10.580000	10.580000	10.580000	10.715000	10.800000	12.140847
12	UTTAR PRADESH	15.830000	15.830000	15.830000	15.830000	15.830000	15.830000	14.870000	14.870000	14.583000	13.760000	13.760000	13.867645
13	NDMC,DELHI	0.000000	0.000000	0.000000	0.000000	0.000000	0.000000	0.098000	0.190000	0.213000	0.280000	0.280000	0.278082
	Total	100.000000	100.000000	100.000000	100.000000	100.000000	100.000000	100.000000	100.000000	100.000000	100.000000	100.000000	100.000000

[Handwritten signature]





ग्रिड-इंडिया
GRID-INDIA

ग्रिड कंट्रोलर ऑफ इंडिया लिमिटेड
(भारत सरकार का उद्यम)

GRID CONTROLLER OF INDIA LIMITED

(A Government of India Enterprise)

[formerly Power System Operation Corporation Limited (POSOCO)]

उत्तर क्षेत्रीय भार प्रेषण केन्द्र / Northern Regional Load Despatch Centre



कार्यालय : 18-ए, शाहीद जीत सिंह सनसनवाल मार्ग, कटवारिया सराय, नई दिल्ली - 110016
Office : 18-A, Shaheed Jeet Singh Sansanwal Marg, Katwaria Sarai, New Delhi-110016
CIN : U40105DL2009GOI188682, Website : www.nrlcdc.in, E-mail : nrlcdc@grid-india.in, Tel.: 011- 26854015, 40224603

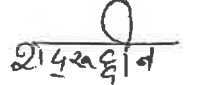
Annexure II (Main Bill)

NRLDC Fees and Charges

Name of the User : Nathpa-Jhakri HPS
Registration No : NRRNJ1GN

Total adjustment calculation	
Adjustment Type	Adjusted Amount
Revision Bill	15,27,257
Total	15,27,257 ✓

भवदीय,
For & On Behalf Of
ग्रिड कंट्रोलर ऑफ इंडिया लिमिटेड
GRID CONTROLLER OF INDIA LIMITED



(Sheikh Shadrudin)

General Manager
Northern Regional Load Despatch Centre

पंजीकृत कार्यालय : प्रथम तल, बी-9, कुतब इंस्टीट्यूशनल एरिया, कटवारिया सराय, नई दिल्ली - 110016
Registered Office : First Floor, B-9, Qutab Institutional Area, Katwaria Sarai, New Delhi - 110016



ग्रिड-इंडिया
GRID-INDIA

ग्रिड कंट्रोलर ऑफ इंडिया लिमिटेड
(भारत सरकार का उद्यम)
GRID CONTROLLER OF INDIA LIMITED



(A Government of India Enterprise)

[formerly Power System Operation Corporation Limited (POSOCO)]

उत्तर क्षेत्रीय भार प्रेषण केन्द्र / Northern Regional Load Despatch Centre

कार्यालय : 18-ए, शहीद जीत सिंह सनसनवाल मार्ग, कटवारिया सराय, नई दिल्ली -110016
Office : 18-A, Shaheed Jeet Singh Sansanwal Marg, Katwaria Sarai, New Delhi-110016
CIN : U40105DL2009GOI188682, Website : www.nrlcdc.in, E-mail : nrlcdc@grid-india.in, Tel.: 011- 26854015, 40224603

Annexure II (Main Bill)

NRLDC Fees and Charges

Name of the User : Rampur HEP
Registration No : NRRRS1GN

Total adjustment calculation	
Adjustment Type	Adjusted Amount
Revision Bill	4,19,509
Total	4,19,509 ✓

भवदीय,
For & On Behalf Of
ग्रिड कंट्रोलर ऑफ इंडिया लिमिटेड
GRID CONTROLLER OF INDIA LIMITED

(Sheikh Shadrudin)

General Manager
Northern Regional Load Despatch Centre

पंजीकृत कार्यालय : प्रथम तल, बी-9, कुतुब इंस्टीट्यूशनल एरिया, कटवारिया सराय, नई दिल्ली - 110016
Registered Office : First Floor, B-9, Qutab Institutional Area, Katwaria Sarai, New Delhi -110016

Annexure-III (A)

User wise Computation Details of Adjustment Amount

Sr. No.	Entity Name	User type	Financial Year				Total
			Yearly Recoverable (+ve)/Refundable (-ve) Amount in ₹	2019-20	2021-22	2022-23	
A Generating Stations/Sellers			-5066859	28473000	96304000	119710141	
1	Bhakra Complex	GN BBMB	-90099	435392	1231168	1576461	
2	Dehar HEP	GN BBMB	-58195	280197	785986	1007988	
3	Pong HEP	GN BBMB	-23278	112079	314395	403196	
4	ADHPL	GN IPP	-11286	54342	152434	195490	
5	Budhil, HPS	GN IPP	-4115	19811	55575	71271	
6	IGSTPS	GN IPP	-88177	424542	1190892	1527257	
7	KW/HPS	GN IPP	-58785	291278	829657	1062150	
8	Sainj HEP	GN IPP	-5879	28303	79393	101817	
9	SCL Bewar	GN IPP	-17634	84909	238178	305453	
10	Singoli-Bhatwari HEP	GN IPP	0	28020	78599	106619	
11	SORANG HEP	GN IPP	-5879	28303	79393	101817	
12	Bairasiul HPS	GN NHPC	-10582	50945	142907	183270	
13	Chamera-I HPS	GN NHPC	-31742	152835	428721	549814	
14	Chamera-II HPS	GN NHPC	-17634	84909	238178	305453	
15	Chamera-III HPS	GN NHPC	-13579	65380	183398	235199	
16	Dhauliganga HPS	GN NHPC	-16459	79248	222300	285089	
17	Dulhasti HPS	GN NHPC	-22927	110381	309631	397085	
18	Kishanganga HEP	GN NHPC	-19397	93401	261997	336001	
19	Parbat-I, HEP	GN NHPC	-34864	226422	635142	826700	
20	Parbat-II, HEP	GN NHPC	-30569	147175	412843	529449	
21	Salal HPS	GN NHPC	-40561	195292	547808	702539	
22	SEWA-II	GN NHPC	-7053	33963	95270	122180	
23	Tanakpur HPS	GN NHPC	-5537	26662	74788	95913	
24	URI 2 HEP	GN NHPC	-14107	67927	190542	244362	
25	Uri HPS	GN NHPC	-28216	135855	381085	488724	
26	NAPS	GN NPCIL	-25865	124533	349328	447996	
27	RAPP-7&8, NPCIL	GN NPCIL	0	2001	3779	5780	
28	RAPS-B	GN NPCIL	-25865	124533	349328	447996	
29	RAPS-C	GN NPCIL	-25865	124533	349328	447996	
30	Anta GPP	GN NTPC	-24650	118683	332918	426951	
31	Auraiya GPP	GN NTPC	-38996	187751	526660	675415	
32	Dadri GPP	GN NTPC	-48779	234854	658785	844860	

Prashant Garg

21/4/2023


Dated 03.04.2023

Annexure-III (A)

User wise Computation Details of Adjustment Amount

Sr. No.	Entity Name	User type	FY2019-20 Annex-III(B)	FY2021-22 Annex-III(C)	FY2022-23 Annex-III(D)	Total Amount(₹) Recoverable (+ve)/ Refundable (-ve)
33	Dadri NCTPS	GN NTPC	-49377	237744	666898	855265
34	Dadri Stage-II NCTPS	GN NTPC	-57608	277368	778048	997808
35	NTPC KOLDAM HYDRO ELECTRIC POWER PLANT	GN NTPC	-47027	226422	635142	814537
36	Rihand -I STPS	GN NTPC	-58785	283030	793928	1018173
37	Rihand -II STPS	GN NTPC	-58785	283030	793928	1018173
38	Rihand-III, STPS	GN NTPC	-58785	283030	793928	1018173
39	Singrauli Small Hydro Station	GN NTPC	-470	2264	6351	8145
40	Singrauli STPS	GN NTPC	-117570	566057	1587856	2036343
41	Tanda Stage II	GN NTPC	-12333	373599	1047985	1409251
42	Unchahar-I TPS	GN NTPC	-24690	118872	333451	427633
43	Unchahar-II TPS	GN NTPC	-24690	118872	333451	427633
44	Unchahar-III TPS	GN NTPC	-12345	59435	166726	213816
45	Unchahar-IV TPS	GN NTPC	-29394	141514	396965	509085
46	Nathpa-Jhakri HPS	GN SJVNL	-88177	424542	1190892	1527257
47	Rampur HEP	GN SJVNL	-24220	116613	327116	419509
48	Koteshwar HPS	GN THDC	-23512	113211	317570	407269
49	Tehri HPS	GN THDC	-58785	283030	793928	1018173
50	ABC Renewable Energy (RJ-01) Private Limited	RE	0	0	196224	196224
51	ACME Chittoargarh Solar Energy Pvt Ltd	RE	-5590	70757	198482	263649
52	ACME Heergarh Powertech Private Limited	RE	0	0	206523	206523
53	Adani Hybrid Energy Jaisalmer Four Limited Fatehgarh-I	RE	0	28824	756527	785351
54	Adani Hybrid Energy Jaisalmer One Limited	RE	0	55565	355704	411269
55	Adani Hybrid Energy Jaisalmer Three Limited	RE	0	19135	281645	300780
56	Adani Hybrid Energy Jaisalmer Two Limited	RE	0	11132	271021	282153
57	Adani Renewable Energy (RJ) Limited Rawara	RE	-6671	56606	158787	208722
58	Adani Solar Energy Four Limited, Rawara	RE	0	14152	39696	53848
59	Adani Solar Energy Jaisalmer One Private Limited	RE	0	0	168007	168007
60	Adani Solar Energy Jodhpur Five Private Limited Bhadla	RE	-8694	56606	158787	206699
61	Adani Solar Energy Jodhpur Two Limited, Rawara	RE	0	14152	39696	53848
62	Adani Solar Energy RJ One Private Limited Bhadla	RE	0	62381	238178	300559
63	Auraya Solar Power Plant NTPC Ltd.	RE	0	5660	23561	29221
64	Avaada RJHN Private Limited Bikaner	RE	0	7933	177630	185563
65	Avaada Sunce Energy Private Limited Bikaner	RE	0	13120	274330	287450
66	Avaada Sunrays Energy Private Limited	RE	0	0	112403	112403
67	Avaada Sustainable RJProject Private Limited Bikaner	RE	0	5402	220577	225979

Dated :03.04.2023

User wise & Month wise Computation Details for FY2019-20

A. Sr. No.	Reference Installed Capacity Data for GS/SL (MW)	User type	Apr-19	May-19	Jun-19	Jul-19	Aug-19	Sep-19	Oct-19	Nov-19	Dec-19	Jan-20	Feb-20	Mar-20
1	Bhakra Complex	GN BMBB	1532.73	1532.73	1532.73	1532.73	1532.73	1532.73	1532.73	1532.73	1532.73	1532.73	1532.73	1532.73
2	Dehar HEP	GN BMBB	990	990	990	990	990	990	990	990	990	990	990	990
3	Pong HEP	GN BMBB	396	396	396	396	396	396	396	396	396	396	396	396
4	ACHPL	GN IPP	192	192	192	192	192	192	192	192	192	192	192	192
5	Bijholi HPS	GN IPP	70	70	70	70	70	70	70	70	70	70	70	70
6	IGSTPS	GN IPP	1500	1500	1500	1500	1500	1500	1500	1500	1500	1500	1500	1500
7	KNHHP	GN IPP	1000	1000	1000	1000	1000	1000	1000	1000	1000	1000	1000	1000
8	Saini HEP	GN IPP	100	100	100	100	100	100	100	100	100	100	100	100
9	SCL Rawar	GN IPP	300	300	300	300	300	300	300	300	300	300	300	300
10	Singoli-Bhawari HEP	GN IPP	0	0	0	0	0	0	0	0	0	0	0	0
11	SOFANG HEP	GN IPP	100	100	100	100	100	100	100	100	100	100	100	100
12	Bairasol HPS	GN NHPC	180	180	180	180	180	180	180	180	180	180	180	180
13	Chamera-I HPS	GN NHPC	540	540	540	540	540	540	540	540	540	540	540	540
14	Chamera-II HPS	GN NHPC	300	300	300	300	300	300	300	300	300	300	300	300
15	Chamera-III HPS	GN NHPC	231	231	231	231	231	231	231	231	231	231	231	231
16	Dhauwaganga HPS	GN NHPC	280	280	280	280	280	280	280	280	280	280	280	280
17	Dulhaadi HPS	GN NHPC	390	390	390	390	390	390	390	390	390	390	390	390
18	Kushnagar HEP	GN NHPC	330	330	330	330	330	330	330	330	330	330	330	330
19	Parbati-I HEP	GN NHPC	400	400	400	400	400	400	400	400	400	400	400	400
20	Parbati-II HEP	GN NHPC	520	520	520	520	520	520	520	520	520	520	520	520
21	Sajal HPS	GN NHPC	690	690	690	690	690	690	690	690	690	690	690	690
22	SEWA-II	GN NHPC	120	120	120	120	120	120	120	120	120	120	120	120
23	Tanahpur HPS	GN NHPC	94.2	94.2	94.2	94.2	94.2	94.2	94.2	94.2	94.2	94.2	94.2	94.2
24	Uri 2 HEP	GN NHPC	240	240	240	240	240	240	240	240	240	240	240	240
25	Uri HPS	GN NHPC	480	480	480	480	480	480	480	480	480	480	480	480
26	NAPS	GN NPCIL	440	440	440	440	440	440	440	440	440	440	440	440
27	RAPP-7&8, NPCIL	GN NPCIL	0	0	0	0	0	0	0	0	0	0	0	0
28	RAPS-B	GN NPCIL	440	440	440	440	440	440	440	440	440	440	440	440
29	RAPS-C	GN NPCIL	440	440	440	440	440	440	440	440	440	440	440	440
30	Anta GPP	GN NTPC	419.33	419.33	419.33	419.33	419.33	419.33	419.33	419.33	419.33	419.33	419.33	419.33
31	Auraha GPP	GN NTPC	663.36	663.36	663.36	663.36	663.36	663.36	663.36	663.36	663.36	663.36	663.36	663.36
32	Dadri GPP	GN NTPC	829.78	829.78	829.78	829.78	829.78	829.78	829.78	829.78	829.78	829.78	829.78	829.78
33	Dadri NCTPS	GN NTPC	840	840	840	840	840	840	840	840	840	840	840	840
34	Dadri Stage-II NCTPS	GN NTPC	980	980	980	980	980	980	980	980	980	980	980	980
35	NTPC KOLDAM HYDRO ELECTRIC POWER PLANT	GN NTPC	800	800	800	800	800	800	800	800	800	800	800	800
36	Rihand-I STPS	GN NTPC	1000	1000	1000	1000	1000	1000	1000	1000	1000	1000	1000	1000
37	Rihand-II STPS	GN NTPC	1000	1000	1000	1000	1000	1000	1000	1000	1000	1000	1000	1000
38	Rihand-III STPS	GN NTPC	1000	1000	1000	1000	1000	1000	1000	1000	1000	1000	1000	1000
39	Singrauli Small Hydro Station	GN NTPC	8	8	8	8	8	8	8	8	8	8	8	8
40	Singrauli STPS	GN NTPC	2000	2000	2000	2000	2000	2000	2000	2000	2000	2000	2000	2000
41	Tanda Stage II	GN NTPC	0	0	0	0	0	0	0	0	0	0	0	0
42	Unchahar-I TPS	GN NTPC	420	420	420	420	420	420	420	420	420	420	420	420
43	Unchahar-II TPS	GN NTPC	420	420	420	420	420	420	420	420	420	420	420	420
44	Unchahar-III TPS	GN NTPC	210	210	210	210	210	210	210	210	210	210	210	210
45	Unchahar-IV TPS	GN NTPC	500	500	500	500	500	500	500	500	500	500	500	500
46	Nalpa-Jhakri HPS	GN SJVNL	1500	1500	1500	1500	1500	1500	1500	1500	1500	1500	1500	1500
47	Rampur HEP	GN SJVNL	412.02	412.02	412.02	412.02	412.02	412.02	412.02	412.02	412.02	412.02	412.02	412.02
48	Koteswar HPS	GN THDC	400	400	400	400	400	400	400	400	400	400	400	400
49	Tehta HPS	GN THDC	1000	1000	1000	1000	1000	1000	1000	1000	1000	1000	1000	1000
50	ABC Renewable Energy (R-01) Private Limited	RE	0	0	0	0	0	0	0	0	0	0	0	0
51	ACME Chittargarh Solar Energy Pvt Ltd	RE	0	0	0	0	0	0	0	0	0	0	0	0
52	ACME Heergaon Powertech Private Limited	RE	0	0	0	0	0	0	0	0	0	0	0	0
53	Adani Hybrid Energy Jaisalmer Four Limited (Ae-I)	RE	0	0	0	0	0	0	0	0	0	0	0	0
54	Adani Hybrid Energy Jaisalmer One Limited	RE	0	0	0	0	0	0	0	0	0	0	0	0
55	Adani Hybrid Energy Jaisalmer Three Limited	RE	0	0	0	0	0	0	0	0	0	0	0	0
56	Adani Hybrid Energy Jaisalmer Two Limited	RE	0	0	0	0	0	0	0	0	0	0	0	0
57	Adani Renewable Energy (R1) Limited Rawara	RE	0	0	0	0	0	0	0	0	0	0	0	0
58	Adani Solar Energy Four Limited, Rawara	RE	0	0	0	0	0	0	0	0	0	0	0	0

21/4/2020

Dated : 03.04.2023 Pankaj Singh

User wise & Month wise Computation Details for FY2019-20

Amount to be Refunded for FY2019-20		Total Refundable Amount In ₹	Category wise Refundable Amount In ₹
A	B = A/12	C = B/3	
-5068659	-422238	-140746	

Month wise Computation of Amount (₹) Refundable to Users Generating Stations/Sellers															
Sr. No.	Entity Name	User Type	Apr-19	May-19	Jun-19	Jul-19	Aug-19	Sep-19	Oct-19	Nov-19	Dec-19	Jan-20	Feb-20	Mar-20	Total
1	Bharat Complex	GN BBMB	-7772	-7772	-7772	-7772	-7772	-7772	-7772	-7772	-7772	-7772	-7772	-7772	-90099
2	Dehar HEP	GN BBMB	-890	-890	-890	-890	-890	-890	-890	-890	-890	-890	-890	-890	-58195
3	Pong HEP	GN BBMB	-2019	-2019	-2019	-2019	-2019	-2019	-2019	-2019	-2019	-2019	-2019	-2019	-23278
4	AD-HP1	GN IPP	-988	-977	-974	-974	-968	-956	-938	-923	-900	-885	-865	-845	-11286
5	Budhil HPS	GN IPP	-360	-356	-355	-355	-353	-349	-342	-337	-328	-326	-326	-326	-4115
6	KSTPS	GN IPP	-7722	-7634	-7606	-7606	-7565	-7472	-7331	-7211	-7028	-6992	-6978	-6978	-88177
7	KWHPS	GN IPP	-5148	-5089	-5071	-5071	-5044	-4981	-4887	-4807	-4688	-4661	-4661	-4652	-54785
8	Sainj HEP	GN IPP	-515	-509	-507	-507	-504	-498	-489	-481	-469	-466	-466	-465	-5879
9	SCL Bewar	GN IPP	-1544	-1527	-1521	-1521	-1513	-1494	-1466	-1442	-1406	-1398	-1396	-1396	-17634
10	Singoli-Bhatwari HEP	GN IPP	0	0	0	0	0	0	0	0	0	0	0	0	0
11	SOPANG HEP	GN IPP	-515	-509	-507	-507	-504	-498	-489	-481	-469	-466	-466	-465	-5879
12	Bairasuli HPS	GN NHPC	-927	-916	-913	-913	-908	-897	-880	-865	-843	-839	-837	-837	-10562
13	Chamera-I HPS	GN NHPC	-2780	-2748	-2738	-2738	-2723	-2690	-2639	-2596	-2530	-2517	-2512	-2512	-31742
14	Chamera-II HPS	GN NHPC	-1544	-1527	-1521	-1521	-1513	-1494	-1466	-1442	-1406	-1406	-1398	-1396	-17634
15	Chamera-III HPS	GN NHPC	-1189	-1176	-1171	-1171	-1165	-1151	-1129	-1110	-1082	-1083	-1077	-1075	-13579
16	Dhauligaonga HPS	GN NHPC	-1441	-1425	-1420	-1420	-1412	-1395	-1368	-1346	-1312	-1313	-1305	-1302	-16459
17	Dulastri HPS	GN NHPC	-2008	-1985	-1978	-1978	-1967	-1943	-1906	-1875	-1827	-1828	-1818	-1814	-22927
18	Kishanganj HEP	GN NHPC	-1699	-1679	-1673	-1673	-1664	-1644	-1613	-1586	-1546	-1547	-1538	-1535	-19397
19	Parbati-II HEP	GN NHPC	-2036	-2036	-2028	-2028	-2017	-1992	-1940	-1846	-1748	-1750	-1729	-1721	-24864
20	Parbati-III HEP	GN NHPC	-2677	-2646	-2637	-2637	-2623	-2590	-2541	-2500	-2437	-2438	-2424	-2419	-30569
21	Sajal HPS	GN NHPC	-3552	-3511	-3499	-3499	-3480	-3437	-3372	-3317	-3233	-3235	-3216	-3210	-40561
22	SEWA-II	GN NHPC	-618	-611	-608	-608	-605	-598	-586	-577	-562	-563	-559	-558	-7053
23	Tankpur HPS	GN NHPC	-485	-479	-478	-478	-475	-469	-460	-453	-441	-442	-439	-438	-5537
24	URI 2 HEP	GN NHPC	-1235	-1221	-1217	-1217	-1210	-1195	-1173	-1154	-1125	-1125	-1119	-1116	-14107
25	URI HPS	GN NHPC	-2471	-2443	-2434	-2434	-2421	-2391	-2346	-2307	-2249	-2250	-2237	-2233	-28216
26	NAPS	GN NHPC	-2265	-2239	-2231	-2231	-2219	-2192	-2150	-2115	-2062	-2063	-2051	-2047	-25865
27	RAPP-2/8a, NPCIL	GN NHPC	0	0	0	0	0	0	0	0	0	0	0	0	0
28	RAPS-B	GN NHPC	-2265	-2239	-2231	-2231	-2219	-2192	-2150	-2115	-2062	-2063	-2051	-2047	-25865
29	RAPS-C	GN NHPC	-2265	-2239	-2231	-2231	-2219	-2192	-2150	-2115	-2062	-2063	-2051	-2047	-25865
30	Anta GPP	GN NTPC	-2159	-2134	-2126	-2126	-2115	-2089	-2049	-2016	-1965	-1966	-1954	-1951	-24650
31	Aurava GPP	GN NTPC	-3415	-3376	-3364	-3364	-3346	-3304	-3242	-3189	-3108	-3110	-3092	-3086	-38996
32	Dadri GPP	GN NTPC	-4272	-4223	-4208	-4208	-4185	-4133	-4055	-3989	-3888	-3890	-3868	-3860	-48779
33	Dadri NCTPS	GN NTPC	-4324	-4275	-4259	-4259	-4237	-4184	-4105	-4038	-3936	-3938	-3915	-3907	-49377
34	Dadri Stage-II NCTPS	GN NTPC	-5045	-4987	-4969	-4969	-4943	-4881	-4790	-4711	-4592	-4594	-4568	-4559	-57608
35	NTPC KODAM HYDRO ELECTRIC POWER PLANT	GN NTPC	-4118	-4071	-4057	-4057	-4035	-3985	-3910	-3846	-3748	-3750	-3729	-3721	-47027
36	Rihand-I STPS	GN NTPC	-5148	-5089	-5071	-5071	-5044	-4981	-4887	-4807	-4688	-4661	-4661	-4652	-58785
37	Rihand-II STPS	GN NTPC	-5148	-5089	-5071	-5071	-5044	-4981	-4887	-4807	-4688	-4661	-4661	-4652	-58785
38	Rihand-III STPS	GN NTPC	-5148	-5089	-5071	-5071	-5044	-4981	-4887	-4807	-4688	-4661	-4661	-4652	-58785
39	Singrauli Small Hydro Station	GN NTPC	-41	-41	-41	-41	-40	-39	-38	-37	-37	-37	-37	-37	-470
40	Singrauli STPS	GN NTPC	-10296	-10178	-10142	-10142	-10087	-9962	-9775	-9615	-9371	-9376	-9304	-9304	-112570
41	Tanda Stage-II	GN NTPC	0	0	0	0	0	0	0	0	0	0	0	0	0
42	Unchahar-I TPS	GN NTPC	-2162	-2137	-2130	-2130	-2118	-2092	-2053	-2019	-1968	-1969	-1958	-1954	-23353
43	Unchahar-II TPS	GN NTPC	-2162	-2137	-2130	-2130	-2118	-2092	-2053	-2019	-1968	-1969	-1958	-1954	-23353
44	Unchahar-III TPS	GN NTPC	-1081	-1069	-1065	-1065	-1059	-1046	-1026	-1010	-984	-984	-979	-977	-12345
45	Unchahar-IV TPS	GN NTPC	-2574	-2545	-2535	-2535	-2522	-2491	-2444	-2404	-2343	-2344	-2326	-2326	-29394
46	Natpura-hakki HPS	GN SIVNL	-7722	-7648	-7606	-7606	-7565	-7472	-7331	-7211	-7028	-6992	-6978	-6978	-88177
47	Rampur HEP	GN SIVNL	-2121	-2097	-2089	-2089	-2078	-2052	-2014	-1981	-1931	-1931	-1920	-1917	-24220
48	Kotehiwar HPS	GN THDC	-2059	-2036	-2028	-2028	-2017	-1992	-1955	-1923	-1874	-1875	-1864	-1861	-23512
49	Tehr HPS	GN THDC	-5148	-5089	-5071	-5071	-5044	-4981	-4887	-4807	-4688	-4661	-4661	-4652	-58785

Prashant Garg

21/4/2020

User wise & Month wise Computation Details for FY2021-22

Sr. No.	Entity Name	Users/Type	Apr-21	May-21	Jun-21	Jul-21	Aug-21	Sep-21	Oct-21	Nov-21	Dec-21	Jan-22	Feb-22	Mar-22
1	Bhakra Complex	GN BBWB	1532.73	1532.73	1532.73	1532.73	1532.73	1532.73	1532.73	1532.73	1550.73	1550.73	1550.73	1550.73
2	Dabur HEP	GN BBWB	990	990	990	990	990	990	990	990	990	990	990	990
3	Pong HEP	GN BBWB	396	396	396	396	396	396	396	396	396	396	396	396
4	ADHPL	GN IPP	192	192	192	192	192	192	192	192	192	192	192	192
5	Budhil, HF5	GN IPP	70	70	70	70	70	70	70	70	70	70	70	70
6	KSTPS	GN IPP	1500	1500	1500	1500	1500	1500	1500	1500	1500	1500	1500	1500
7	KWHFS	GN IPP	1000	1000	1000	1000	1045	1045	1045	1045	1045	1045	1045	1045
8	SCL Bawar	GN IPP	100	100	100	100	100	100	100	100	100	100	100	100
9	SCL Bawar	GN IPP	300	300	300	300	300	300	300	300	300	300	300	300
10	Singoli-Bhawari HEP	GN IPP	99	99	99	99	99	99	99	99	99	99	99	99
11	SORANG HEP	GN IPP	100	100	100	100	100	100	100	100	100	100	100	100
12	Bairasi HPS	GN NHPC	180	180	180	180	180	180	180	180	180	180	180	180
13	Chamera-I HPS	GN NHPC	540	540	540	540	540	540	540	540	540	540	540	540
14	Chamera-II HPS	GN NHPC	300	300	300	300	300	300	300	300	300	300	300	300
15	Chamera-III HPS	GN NHPC	231	231	231	231	231	231	231	231	231	231	231	231
16	Dhauliganga HPS	GN NHPC	280	280	280	280	280	280	280	280	280	280	280	280
17	Dulhasi HPS	GN NHPC	390	390	390	390	390	390	390	390	390	390	390	390
18	Kisharganga HEP	GN NHPC	330	330	330	330	330	330	330	330	330	330	330	330
19	Porbath-I HEP	GN NHPC	800	800	800	800	800	800	800	800	800	800	800	800
20	Porbath-II HEP	GN NHPC	520	520	520	520	520	520	520	520	520	520	520	520
21	Sial HPS	GN NHPC	690	690	690	690	690	690	690	690	690	690	690	690
22	SEWA-II	GN NHPC	120	120	120	120	120	120	120	120	120	120	120	120
23	Tanakour HPS	GN NHPC	94.2	94.2	94.2	94.2	94.2	94.2	94.2	94.2	94.2	94.2	94.2	94.2
24	URI 2 HEP	GN NHPC	240	240	240	240	240	240	240	240	240	240	240	240
25	URI HPS	GN NHPC	480	480	480	480	480	480	480	480	480	480	480	480
26	NAPS	GN NPCIL	440	440	440	440	440	440	440	440	440	440	440	440
27	RAPP-7&8, NPCIL	GN NPCIL	11	11	11	11	11	4	4	4	4	4	4	4
28	RAPS-B	GN NPCIL	440	440	440	440	440	440	440	440	440	440	440	440
29	RAPS-C	GN NPCIL	440	440	440	440	440	440	440	440	440	440	440	440
30	Anta GPP	GN NTPC	419.33	419.33	419.33	419.33	419.33	419.33	419.33	419.33	419.33	419.33	419.33	419.33
31	Aurajog GPP	GN NTPC	663.36	663.36	663.36	663.36	663.36	663.36	663.36	663.36	663.36	663.36	663.36	663.36
32	Dadri GPP	GN NTPC	829.78	829.78	829.78	829.78	829.78	829.78	829.78	829.78	829.78	829.78	829.78	829.78
33	Dadri NCTPS	GN NTPC	840	840	840	840	840	840	840	840	840	840	840	840
34	Dadri Stage-II NCTPS	GN NTPC	980	980	980	980	980	980	980	980	980	980	980	980
35	NTPC KOLDAM HYDRO ELECTRIC POWER PLANT	GN NTPC	800	800	800	800	800	800	800	800	800	800	800	800
36	Rihand-I STPS	GN NTPC	1000	1000	1000	1000	1000	1000	1000	1000	1000	1000	1000	1000
37	Rihand-II STPS	GN NTPC	1000	1000	1000	1000	1000	1000	1000	1000	1000	1000	1000	1000
38	Rihand-III STPS	GN NTPC	1000	1000	1000	1000	1000	1000	1000	1000	1000	1000	1000	1000
39	Singrauli Small Hydro Station	GN NTPC	8	8	8	8	8	8	8	8	8	8	8	8
40	Singrauli STPS	GN NTPC	2000	2000	2000	2000	2000	2000	2000	2000	2000	2000	2000	2000
41	Tanda Stage-II	GN NTPC	1320	1320	1320	1320	1320	1320	1320	1320	1320	1320	1320	1320
42	Unchahar-I TPS	GN NTPC	420	420	420	420	420	420	420	420	420	420	420	420
43	Unchahar-II TPS	GN NTPC	420	420	420	420	420	420	420	420	420	420	420	420
44	Unchahar-III TPS	GN NTPC	210	210	210	210	210	210	210	210	210	210	210	210
45	Unchahar-IV TPS	GN NTPC	500	500	500	500	500	500	500	500	500	500	500	500
46	Natpaa-Jhakri HPS	GN SVNL	1500	1500	1500	1500	1500	1500	1500	1500	1500	1500	1500	1500
47	Rampur HEP	GN SVNL	412.02	412.02	412.02	412.02	412.02	412.02	412.02	412.02	412.02	412.02	412.02	412.02
48	Koestwar HPS	GN THDC	400	400	400	400	400	400	400	400	400	400	400	400
49	Tabri HPS	GN THDC	1000	1000	1000	1000	1000	1000	1000	1000	1000	1000	1000	1000
50	ABC Renewable Energy (R)-01 Private Limited	RE	0	0	0	0	0	0	0	0	0	0	0	0
51	ACME Chitrogarh Solar Energy Pvt Ltd	RE	250	250	250	250	250	250	250	250	250	250	250	250
52	ACME Heeragarh Powertech Private Limited	RE	0	0	0	0	0	0	0	0	0	0	0	0
53	Adani Hybrid Energy Jaisalmer Four Limited Fatehgarh-I	RE	0	0	0	0	0	0	0	0	0	0	0	0
54	Adani Hybrid Energy Jaisalmer One Limited	RE	0	0	0	0	0	0	0	0	0	0	0	0
55	Adani Hybrid Energy Jaisalmer Three Limited	RE	0	0	0	0	0	0	0	0	0	0	0	0
56	Adani Hybrid Energy Jaisalmer Two Limited	RE	0	0	0	0	0	0	0	0	0	0	0	0
57	Adani Renewable Energy (R) Limited Rawara	RE	200	200	200	200	200	200	200	200	200	200	200	200
58	Adani Solar Energy Four Limited, Rawara	RE	50	50	50	50	50	50	50	50	50	50	50	50
59	Adani Solar Energy Jaisalmer One Private Limited	RE	0	0	0	0	0	0	0	0	0	0	0	0

Dated : 03.04.2023

User wise & Month wise Computation Details for FY2021-22

Amount to be Recovered for FY2021-22		Total Amount In ₹	Monthly Recoverable Amount In ₹	Category wise Recoverable Amount In ₹
A	B = A/12	C = B/3		
28473000	2372750	790917		

Month wise Computation of Amount (₹) Recoverable from Users															
A. Generating Stations/Sellers															
Sl. No.	Entity Name	User type	Apr-21	May-21	Jun-21	Jul-21	Aug-21	Sep-21	Oct-21	Nov-21	Dec-21	Jan-22	Feb-22	Mar-22	Total
1	Blakra Complex	GN BBMB	38298	38461	38339	37760	37648	36580	36102	36102	35277	34196	33814	33301	435392
2	Dehar-IIEP	GN BBMB	24737	24842	24737	24389	24317	23627	23318	23005	22521	21831	21587	21260	280257
3	Pona HEP	GN BBMB	9695	9937	9905	9756	9727	9451	9327	9202	9008	8732	8635	8504	112079
4	ADHP-I HPS	GN IPP	4797	4818	4803	4730	4716	4582	4522	4462	4368	4234	4187	4123	54342
5	Budhi-I HPS	GN IPP	1749	1756	1751	1724	1719	1671	1649	1627	1592	1544	1526	1503	19811
6	IGSTP-I	GN IPP	37480	37639	37520	36953	36844	35799	35331	34856	34123	33077	32708	32412	424542
7	KWHFS	GN IPP	24987	25093	25013	24636	24636	24940	24614	24283	23772	23044	22787	22441	291278
8	Saini HEP	GN IPP	2499	2509	2501	2464	2456	2387	2355	2324	2275	2205	2181	2147	28303
9	SCL Bevar	GN IPP	7496	7528	7504	7391	7369	7160	7066	6971	6825	6615	6542	6442	84909
10	Singoli-Bhatwari HEP	GN IPP	2474	2484	2476	2439	2432	2363	2332	2300	2252	2183	2159	2126	28020
11	SORANG HEP	GN IPP	2499	2509	2501	2464	2456	2387	2355	2324	2275	2205	2181	2147	28303
12	Bairasul-I HPS	GN NHP	4498	4517	4502	4434	4421	4286	4240	4183	4095	3969	3925	3865	50945
13	Chamera-I HPS	GN NHP	13493	13550	13507	13303	13264	12888	12719	12548	12284	11908	11775	11596	152835
14	Chamera-II HPS	GN NHP	7496	7528	7504	7391	7369	7160	7066	6971	6825	6615	6542	6442	84909
15	Chamera-III HPS	GN NHP	5772	5796	5778	5674	5674	5513	5441	5368	5255	5094	5037	4961	65380
16	Dhaul ganga HPS	GN NHP	6996	7026	7004	6898	6878	6683	6595	6506	6370	6174	6105	6013	79248
17	Dulhasri HPS	GN NHP	9745	9786	9755	9608	9579	9308	9186	9063	8872	8600	8504	8375	110381
18	Kishanganga HEP	GN NHP	8246	8281	8254	8130	8106	7876	7773	7668	7507	7277	7196	7087	93401
19	Parbati-II HEP	GN NHP	19989	20074	20011	19708	19650	19093	18843	18590	18199	17641	17444	17180	226422
20	Parbati-III HEP	GN NHP	12993	13048	13007	12811	12773	12410	12248	12083	11829	11467	11339	11167	147175
21	Sabli HPS	GN NHP	17241	17314	17259	16999	16948	16468	16252	16034	15697	15216	15046	14818	195292
22	SEWA-II	GN NHP	2998	3011	3002	2956	2948	2864	2826	2788	2730	2646	2617	2577	33963
23	Tanakpur HPS	GN NHP	2354	2364	2356	2321	2314	2248	2219	2189	2143	2077	2054	2023	26662
24	URI 2 IIEP	GN NHP	5997	6022	6003	5913	5895	5728	5653	5577	5460	5292	5233	5154	67927
25	URI HPS	GN NHP	11994	12045	12006	11825	11790	11456	11306	11154	10919	10585	10467	10308	135855
26	NAPS	GN NPCIL	10994	11041	11006	10840	10800	10501	10364	10224	10009	9703	9594	9449	124533
27	RAPP-2&B, NPCIL	GN NPCIL	276	276	275	271	270	270	94	93	91	88	87	86	2001
28	RAPS-B	GN NPCIL	10994	11041	11006	10840	10800	10501	10364	10224	10009	9703	9594	9449	124533
29	RAPS-C	GN NPCIL	10994	11041	11006	10840	10800	10501	10364	10224	10009	9703	9594	9449	124533
30	Anta GPP	GN NTPC	10478	10522	10489	10330	10300	10008	9877	9744	9539	9247	9144	9005	118683
31	Auraya GPP	GN NTPC	16575	16646	16594	16342	16294	15832	15625	15415	15091	14628	14465	14245	187751
32	Dadri GPP	GN NTPC	20734	20822	20756	20442	20382	19804	19545	19282	18798	18298	18094	17819	234854
33	Dadri NCTPS	GN NTPC	20989	21078	21011	20694	20633	20048	19785	19519	19109	18523	18316	18039	237744
34	Dadri Stage-II NCTPS	GN NTPC	24487	24591	24513	24163	24071	23389	23083	22772	22294	21611	21369	21045	277368
35	NTPC KOLDAM HYDRO ELECTRIC POWER PLANT	GN NTPC	19989	20074	20011	19708	19650	19093	18843	18590	18199	17641	17444	17180	226422
36	Rihand-I STPS	GN NTPC	24987	25093	25013	24636	24636	23866	23554	23237	22749	22052	21805	21475	283030
37	Rihand-II STPS	GN NTPC	24987	25093	25013	24636	24636	23866	23554	23237	22749	22052	21805	21475	283030
38	Rihand-III STPS	GN NTPC	24987	25093	25013	24636	24636	23866	23554	23237	22749	22052	21805	21475	283030
39	Singrauli Small Hydro Station	GN NTPC	200	201	200	197	197	191	188	186	182	176	174	172	2264
40	Singrauli STPS	GN NTPC	49974	50186	50027	49271	49125	47732	47108	46474	45497	44103	43611	42949	566057
41	Tanda Stage II	GN NTPC	32983	33123	33018	32519	32423	31503	31091	30673	29108	28783	28347	273599	373599
42	Unchahar-I TPS	GN NTPC	10494	10539	10506	10347	10316	10024	9893	9760	9554	9262	9158	9019	118872
43	Unchahar-II TPS	GN NTPC	10494	10539	10506	10347	10316	10024	9893	9760	9554	9262	9158	9019	118872
44	Unchahar-III TPS	GN NTPC	5247	5269	5253	5173	5158	5012	4946	4880	4777	4631	4579	4510	59435
45	Unchahar-IV TPS	GN NTPC	12494	12546	12507	12318	12281	11933	11777	11619	11374	11026	10903	10737	141514
46	Natipah-Jhakri HPS	GN SWNL	37480	37639	37520	36953	36844	35799	35331	34856	34123	33077	32708	32412	424542
47	Rampur HEP	GN SWNL	10295	10339	10306	10150	10120	9833	9705	9574	9373	9086	8984	8848	116613

21/4/2023

Pushant Gog

User wise & Month wise Computation Details for FY2022-23

Reference Installed Capacity Data for GS/SL (MW)														
Sr. No.	Entity Name	User type	Apr-22	May-22	Jun-22	Jul-22	Aug-22	Sep-22	Oct-22	Nov-22	Dec-22	Jan-23	Feb-23	Mar-23
1	Bhakra Complex	GN BBMB	1550.73	1550.73	1550.73	1550.73	1550.73	1550.73	1550.73	1550.73	1550.73	1550.73	1550.73	1550.73
2	Dehar HEP	GN BBMB	990	990	990	990	990	990	990	990	990	990	990	990
3	Pong HEP	GN BBMB	396	396	396	396	396	396	396	396	396	396	396	396
4	ADHPL	GN IPP	192	192	192	192	192	192	192	192	192	192	192	192
5	Budhil HPS	GN IPP	70	70	70	70	70	70	70	70	70	70	70	70
6	IGSTPS	GN IPP	1500	1500	1500	1500	1500	1500	1500	1500	1500	1500	1500	1500
7	KWHPS	GN IPP	1045	1045	1045	1045	1045	1045	1045	1045	1045	1045	1045	1045
8	Sainj HEP	GN IPP	100	100	100	100	100	100	100	100	100	100	100	100
9	SCL Bewar	GN IPP	300	300	300	300	300	300	300	300	300	300	300	300
10	Singoli-Bhatwar HEP	GN IPP	99	99	99	99	99	99	99	99	99	99	99	99
11	SORANG HEP	GN IPP	100	100	100	100	100	100	100	100	100	100	100	100
12	Bairasil HPS	GN NHPC	180	180	180	180	180	180	180	180	180	180	180	180
13	Chamera-I HPS	GN NHPC	540	540	540	540	540	540	540	540	540	540	540	540
14	Chamera-II HPS	GN NHPC	300	300	300	300	300	300	300	300	300	300	300	300
15	Chamera-III HPS	GN NHPC	231	231	231	231	231	231	231	231	231	231	231	231
16	Dhauliganga HPS	GN NHPC	280	280	280	280	280	280	280	280	280	280	280	280
17	Dulhasti HPS	GN NHPC	390	390	390	390	390	390	390	390	390	390	390	390
18	Kishanganga HEP	GN NHPC	330	330	330	330	330	330	330	330	330	330	330	330
19	Parbati-II, HEP	GN NHPC	800	800	800	800	800	800	800	800	800	800	800	800
20	Parbati-III, HEP	GN NHPC	520	520	520	520	520	520	520	520	520	520	520	520
21	Salal HPS	GN NHPC	690	690	690	690	690	690	690	690	690	690	690	690
22	SEWA-II	GN NHPC	120	120	120	120	120	120	120	120	120	120	120	120
23	Tanakpur HPS	GN NHPC	94.2	94.2	94.2	94.2	94.2	94.2	94.2	94.2	94.2	94.2	94.2	94.2
24	LRI 2 HEP	GN NHPC	240	240	240	240	240	240	240	240	240	240	240	240
25	Lvi HPS	GN NHPC	480	480	480	480	480	480	480	480	480	480	480	480
26	NAPS	GN NPCIL	440	440	440	440	440	440	440	440	440	440	440	440
27	RAPP-7&8, NPCIL	GN NPCIL	5	5	5	5	5	5	5	5	5	5	5	5
28	RAPS-B	GN NPCIL	440	440	440	440	440	440	440	440	440	440	440	440
29	RAPS-C	GN NPCIL	440	440	440	440	440	440	440	440	440	440	440	440
30	Anta GPP	GN NTPC	419.33	419.33	419.33	419.33	419.33	419.33	419.33	419.33	419.33	419.33	419.33	419.33
31	Aurajva GPP	GN NTPC	663.36	663.36	663.36	663.36	663.36	663.36	663.36	663.36	663.36	663.36	663.36	663.36
32	Cadri GPP	GN NTPC	829.78	829.78	829.78	829.78	829.78	829.78	829.78	829.78	829.78	829.78	829.78	829.78
33	Cadri NCTPS	GN NTPC	840	840	840	840	840	840	840	840	840	840	840	840
34	Cadri Stage-II NCTPS	GN NTPC	980	980	980	980	980	980	980	980	980	980	980	980
35	NTPC KOLDAM HYDRO ELECTRIC POWER PLANT	GN NTPC	800	800	800	800	800	800	800	800	800	800	800	800
36	Rihand-I STPS	GN NTPC	1000	1000	1000	1000	1000	1000	1000	1000	1000	1000	1000	1000
37	Rihand-II STPS	GN NTPC	1000	1000	1000	1000	1000	1000	1000	1000	1000	1000	1000	1000
38	Rihand-III, STPS	GN NTPC	1000	1000	1000	1000	1000	1000	1000	1000	1000	1000	1000	1000
39	Singrauli Small Hydro Station	GN NTPC	8	8	8	8	8	8	8	8	8	8	8	8
40	Singrauli STPS	GN NTPC	2000	2000	2000	2000	2000	2000	2000	2000	2000	2000	2000	2000
41	Tanda Stage-II	GN NTPC	1320	1320	1320	1320	1320	1320	1320	1320	1320	1320	1320	1320
42	Unchahar-I TPS	GN NTPC	420	420	420	420	420	420	420	420	420	420	420	420
43	Unchahar-II TPS	GN NTPC	420	420	420	420	420	420	420	420	420	420	420	420
44	Unchahar-III TPS	GN NTPC	210	210	210	210	210	210	210	210	210	210	210	210
45	Unchahar-IV TPS	GN NTPC	500	500	500	500	500	500	500	500	500	500	500	500
46	Natipah-Jhakri HPS	GN SJVNL	1500	1500	1500	1500	1500	1500	1500	1500	1500	1500	1500	1500
47	Rampur HEP	GN SJVNL	412.02	412.02	412.02	412.02	412.02	412.02	412.02	412.02	412.02	412.02	412.02	412.02
48	Koteswar HPS	GN THDC	400	400	400	400	400	400	400	400	400	400	400	400
49	Tehri HPS	GN THDC	1000	1000	1000	1000	1000	1000	1000	1000	1000	1000	1000	1000
50	ABC Renewable Energy (RJ-01) Private Limited	RE	0	150	150	300	300	300	300	300	300	300	300	300
51	ACME Chittorgarh Solar Energy Pvt Ltd	RE	250	250	250	250	250	250	250	250	250	250	250	250

Prakashant Garg

21/4/23

User wise & Month wise Computation Details for FY2022-23

Amount to be Recovered for FY2022-23 (as per CERC order dated 24.02.2023 in Petition No. 248/MP/2021)		Category wise Recoverable Amount in ₹	
Total Amount in ₹	Monthly Recoverable Amount in ₹	B = A/12	C = B/3
A	B		
96304000	8025333	2675111	

Month wise Computation of Amount (₹) Recoverable from Users

Sr. No.	Entity Name	User type	Month wise Computation of Amount (₹) Recoverable from Users												Total
			Apr-22	May-22	Jun-22	Jul-22	Aug-22	Sep-22	Oct-22	Nov-22	Dec-22	Jan-23	Feb-23	Mar-23	
1	Bhakra Complex	GN BBMB	10976	107964	105803	104861	104009	102756	101306	99690	99537	98461	98461	98344	1231168
2	Dehar HEP	GN BBMB	70209	68925	67545	66944	66401	65800	64674	63643	63545	62858	62858	62784	785986
3	Pone HEP	GN BBMB	28084	27570	27018	26566	26120	25678	25240	24810	24384	23962	23544	23131	314395
4	ADHPL	GN IPP	13616	13367	13100	12983	12878	12782	12693	12610	12534	12463	12397	12335	152434
5	Budhil, HPS	GN IPP	4964	4874	4776	4733	4695	4638	4573	4500	4493	4445	4445	4439	55575
6	ICSTPS	GN IPP	106578	104433	102341	101430	100607	99394	97992	96429	96281	95240	95240	95127	1190892
7	KWHPS	GN IPP	74110	72755	71298	70663	70090	69245	68267	67179	67076	66351	66351	66272	829657
8	Saini HEP	GN IPP	7092	6962	6823	6762	6707	6626	6538	6429	6419	6349	6349	6342	79393
9	SCL Bewar	GN IPP	21276	20887	20468	20286	20121	19879	19598	19286	19256	19048	19048	19025	238178
10	Singoli-Bhatwari HEP	GN IPP	7021	6893	6755	6694	6640	6580	6467	6364	6355	6286	6286	6278	78599
11	SORANG HEP	GN IPP	7092	6962	6823	6762	6707	6626	6538	6429	6419	6349	6349	6342	79393
12	Bairasul HPS	GN NHPC	12765	12532	12281	12172	12073	11977	11882	11789	11700	11615	11534	11455	142907
13	Chamera-I HPS	GN NHPC	38296	37596	36843	36515	36219	35872	35477	35034	34554	34028	33457	32937	428721
14	Chamera-II HPS	GN NHPC	21276	20887	20468	20286	20121	19879	19598	19286	19256	19048	19048	19025	238178
15	Chamera-III HPS	GN NHPC	16382	16083	15761	15620	15493	15307	15091	14850	14827	14667	14667	14650	183398
16	Dhauligaanga HPS	GN NHPC	19857	19494	19104	18934	18780	18554	18292	18000	17972	17778	17778	17757	222300
17	Dulhasi HPS	GN NHPC	27658	27152	26609	26372	26158	25843	25478	25071	25033	24762	24762	24733	309631
18	Kichangaanga HEP	GN NHPC	23403	22975	22515	22315	22134	21867	21558	21214	21182	20953	20953	20928	261997
19	Parbati-I, HEP	GN NHPC	56735	55697	54562	54096	53657	53010	5262	51429	51350	50795	50795	50734	635142
20	Parbati-III, HEP	GN NHPC	36878	36203	35478	35163	34877	34457	33970	33429	33377	33017	33017	32977	412843
21	Saial HPS	GN NHPC	48934	48039	47077	46558	46279	45721	45076	44357	44289	43810	43810	43758	547808
22	SEWA-II	GN NHPC	8510	8355	8187	8114	8049	7952	7839	7714	7702	7619	7619	7610	95270
23	Tanakpur HPS	GN NHPC	6681	6558	6427	6370	6318	6242	6154	6056	6046	5981	5981	5974	74788
24	URI 2 HEP	GN NHPC	17020	16709	16375	16229	16097	15903	15679	15429	15405	15238	15238	15220	190542
25	Uri HPS	GN NHPC	34041	33418	32749	32458	32194	31806	31357	30857	30810	30477	30477	30441	381085
26	NAPS	GN NPCIL	31204	30634	30020	29753	29511	29156	28744	28286	28242	27937	27937	27904	349328
27	RAPP-7&8, NPCIL	GN NPCIL	355	348	341	338	335	331	327	321	321	316	316	316	3779
28	RAPS - B	GN NPCIL	31204	30634	30020	29753	29511	29156	28744	28286	28242	27937	27937	27904	349328
29	RAPS-C	GN NPCIL	31204	30634	30020	29753	29511	29156	28744	28286	28242	27937	27937	27904	349328
30	Anita GPP	GN NTPC	29738	29194	28610	28358	28125	27786	27394	26957	26916	26625	26625	26593	332918
31	Auraiya GPP	GN NTPC	47045	46184	45259	44857	44492	43956	43336	42645	42579	42119	42119	42069	526660
32	Dadri GPP	GN NTPC	58847	57771	56614	56110	55654	54984	54208	53343	53261	52685	52685	52623	658785
33	Dadri NCTPS	GN NTPC	59572	58482	57311	56801	56340	55661	54875	54000	53917	53334	53334	53271	666898
34	Dadri Stage-II NCTPS	GN NTPC	69500	68229	66863	66268	65730	64938	64021	63000	62903	62223	62223	62150	778048
35	NTPC KOLDAM HYDRO ELECTRIC POWER PLANT	GN NTPC	56735	55697	54562	54096	53657	53010	5262	51429	51350	50795	50795	50734	635142
36	Rihand - I STPS	GN NTPC	70919	69622	68228	67620	67071	66263	65328	64286	64187	63493	63493	63418	793928
37	Rihand - II STPS	GN NTPC	70919	69622	68228	67620	67071	66263	65328	64286	64187	63493	63493	63418	793928
38	Rihand - III STPS	GN NTPC	70919	69622	68228	67620	67071	66263	65328	64286	64187	63493	63493	63418	793928
39	Singrauli Small Hydro Station	GN NTPC	567	557	546	541	537	530	523	514	513	508	508	507	6351
40	Singrauli STPS	GN NTPC	141837	139243	136455	135241	134143	132526	130655	128572	128374	126987	126987	126836	1587856
41	Tenda Stage II	GN NTPC	93613	91901	90060	89259	88534	87463	86233	84857	84777	83811	83811	83712	1047985
42	Unchahar-I TPS	GN NTPC	29786	29241	28656	28401	28170	27830	27438	27000	26959	26667	26667	26636	333451
43	Unchahar-II TPS	GN NTPC	29786	29241	28656	28401	28170	27830	27438	27000	26959	26667	26667	26636	333451
44	Unchahar-III TPS	GN NTPC	14893	14621	14328	14200	14085	13915	13719	13500	13479	13334	13334	13318	166726
45	Unchahar-IV TPS	GN NTPC	35459	34811	34114	33810	33536	33131	32664	32143	32094	31747	31747	31709	399665
46	Nathpa-Jhakri HPS	GN SJVNL	106378	104433	102341	101430	100607	99394	97992	96429	96281	95240	95240	95127	1190892
47	Rampur HEP	GN SJVNL	29220	28686	28111	27861	27635	27302	26916	26487	26446	26161	26161	26130	327116

Dated : 03.04.2023

Rishant Gog

Details of Adjustment Amount mentioned in March-2023 Bill issued on 03.04.2023

1 message

RLDC F&C <posocofnc@grid-india.in>

3 April 2023 at 15:50

To: "nrhqcommercial@gmail.com" <nrhqcommercial@gmail.com>, "rdyadav@npcil.co.in" <rdyadav@npcil.co.in>, "openaccesssharyana@hvpn.org.in" <openaccesssharyana@hvpn.org.in>, "aeeldmt1@gmail.com" <aeeldmt1@gmail.com>, "shikha.gupta@powergrid.in" <shikha.gupta@powergrid.in>, "b.das@powergrid.in" <b.das@powergrid.in>, "ucpandey@powergrid.in" <ucpandey@powergrid.in>, "nita.jha@tatapower.com" <nita.jha@tatapower.com>, "sangeet.attri@indigrid.com" <sangeet.attri@indigrid.com>, "upendrasingh@powergrid.in" <upendrasingh@powergrid.in>, "khedkar.ramnath@mahindra.com" <khedkar.ramnath@mahindra.com>, "gautam.jha@azurepower.com" <gautam.jha@azurepower.com>, "gaurav.saxena@renewpower.in" <gaurav.saxena@renewpower.in>, "udham.singh@renewpower.in" <udham.singh@renewpower.in>, "asjodha@brookfieldrenewable.in" <asjodha@brookfieldrenewable.in>, "dkshringi@npcil.co.in" <dkshringi@npcil.co.in>, "skgoyal@npcil.co.in" <skgoyal@npcil.co.in>, "ppclcommercial@gmail.com" <ppclcommercial@gmail.com>, "seiepclko@upptcl.org" <seiepclko@upptcl.org>, "Neeraj.Verma@energy-sel.com" <Neeraj.Verma@energy-sel.com>, "saroj.mishra@powergrid.in" <saroj.mishra@powergrid.in>, "vineet.george@tatapower.com" <vineet.george@tatapower.com>, "alpeskh.gedia@adani.com" <alpeskh.gedia@adani.com>, pho-dhauliganga <pho-dhauliganga@nhpc.nic.in>, "pod.rhep@sjvn.nic.in" <pod.rhep@sjvn.nic.in>, "pratul.g@greenkogroup.com" <pratul.g@greenkogroup.com>, "salal-finance@nhpc.nic.in" <salal-finance@nhpc.nic.in>, "delhinrldccharges@gmail.com" <delhinrldccharges@gmail.com>, "aohppc@gmail.com" <aohppc@gmail.com>, "vivek.kodesia@eden-re.com" <vivek.kodesia@eden-re.com>, "amit.sobra@renewpower.in" <amit.sobra@renewpower.in>, "operations4.ho.solar@acme.in" <operations4.ho.solar@acme.in>, "jaiminkumar.rami@adani.com" <jaiminkumar.rami@adani.com>, "rohith@tatapower.com" <rohith@tatapower.com>, "arunkumar@thdc.co.in" <arunkumar@thdc.co.in>, "khepoperation@thdc.co.in" <khepoperation@thdc.co.in>, "pho-parbati3@nhpc.nic.in" <pho-parbati3@nhpc.nic.in>, "kotharin@shreecement.com" <kotharin@shreecement.com>, "pho-sewa2@nhpc.nic.in" <pho-sewa2@nhpc.nic.in>, "amit.hooda01@gmail.com" <amit.hooda01@gmail.com>, pho-chamera1 <pho-chamera1@nhpc.nic.in>, "ccoa.ruvnl@rajasthan.gov.in" <ccoa.ruvnl@rajasthan.gov.in>, "ase-sldcop@pstcl.org" <ase-sldcop@pstcl.org>, "anoopmishra@powergrid.in" <anoopmishra@powergrid.in>, "rajesh.sirigirisetty@adani.com" <rajesh.sirigirisetty@adani.com>, "rajesh.gupta@adani.com" <rajesh.gupta@adani.com>, "ashutosh.vyas@herofutureenergies.com" <ashutosh.vyas@herofutureenergies.com>, "prakash@ayanapower.com" <prakash@ayanapower.com>, "dhaval.trivedi@adani.com" <dhaval.trivedi@adani.com>, "pratyush.ray@enel.com" <pratyush.ray@enel.com>, "sharatranjan@ayanapower.com" <sharatranjan@ayanapower.com>, "shiv.verma@adani.com" <shiv.verma@adani.com>, "mehta.saurabh2@mahindra.com" <mehta.saurabh2@mahindra.com>, "sainj.finance@gmail.com" <sainj.finance@gmail.com>, "pho-tanakpur@nhpc.nic.in" <pho-tanakpur@nhpc.nic.in>, cps2operation <cps2operation@nhpc.nic.in>, "dydcom@bbmb.nic.in" <dydcom@bbmb.nic.in>, "cecommercialupcl@gmail.com" <cecommercialupcl@gmail.com>, "apc.chandigarh@gmail.com" <apc.chandigarh@gmail.com>, "dmrcrumsloa@gmail.com" <dmrcrumsloa@gmail.com>, "abind1453@gmail.com" <abind1453@gmail.com>, "dulhasti-phe@nhpc.nic.in" <dulhasti-phe@nhpc.nic.in>, "randei.rana@sjvn.nic.in" <randei.rana@sjvn.nic.in>, "hop-uri-ii@nhpc.nic.in" <hop-uri-ii@nhpc.nic.in>, "anilgarg@lnjbhilwara.com" <anilgarg@lnjbhilwara.com>, "urips480@gmail.com" <urips480@gmail.com>, "chamera3phem@nhpc.nic.in" <chamera3phem@nhpc.nic.in>, "rkmisra@npcil.co.in" <rkmisra@npcil.co.in>, "Saurabh.Singla@renewpower.in" <Saurabh.Singla@renewpower.in>, "bairasiul-coord@nhpc.nic.in" <bairasiul-coord@nhpc.nic.in>, "PH-ENM-parbati2@nhpc.nic.in" <PH-ENM-parbati2@nhpc.nic.in>, sehpsldc <sehpsldc@gmail.com>, "amitarora@ntpc.co.in" <amitarora@ntpc.co.in>, "NRSS-RajnishMehrotra@tatapower.com" <NRSS-RajnishMehrotra@tatapower.com>, "gspatel@powergrid.in" <gspatel@powergrid.in>, "Sanjay.sinha@powergrid.in" <Sanjay.sinha@powergrid.in>, "prajesh.kumar@azurepower.com" <prajesh.kumar@azurepower.com>, "ajayshukla@ntpc.co.in" <ajayshukla@ntpc.co.in>, "tehrifinance2011@rediffmail.com" <tehrifinance2011@rediffmail.com>, "tapan.p@everest100.com" <tapan.p@everest100.com>, "rkbali@nfl.co.in" <rkbali@nfl.co.in>, "dhiren.bhatt@avaada.com" <dhiren.bhatt@avaada.com>, "arun.tholia@lancogroup.com" <arun.tholia@lancogroup.com>, "pho-kishanganga@nhpc.nic.in" <pho-kishanganga@nhpc.nic.in>, "sanjeev.kango@jsw.in" <sanjeev.kango@jsw.in>, "nvvoac@ntpc.co.in" <nvvoac@ntpc.co.in>, "se_candr@ptcul.org" <se_candr@ptcul.org>, "rahul.gupta@herofutureenergies.com" <rahul.gupta@herofutureenergies.com>, "vivek.jain@avaada.com" <vivek.jain@avaada.com>, "operations@azurepower.comperation" <operations@azurepower.comperation>, "pkgupta05@ntpc.co.in" <pkgupta05@ntpc.co.in>, "HRASTOGI@ntpc.co.in" <HRASTOGI@ntpc.co.in>, "skv.jhakri@gmail.com" <skv.jhakri@gmail.com>, "hop-uri-i@nhpc.nic.in" <hop-uri-i@nhpc.nic.in>, "makarand.joshi@renewpower.in" <makarand.joshi@renewpower.in>, "Rajnish.mehrotra@infra.esselgroup.com" <Rajnish.mehrotra@infra.esselgroup.com>, "aloksharma99@powergrid.in" <aloksharma99@powergrid.in>, "vidya.dutt@azurepower.com" <vidya.dutt@azurepower.com>, "dirpr@bbmb.nic.in" <dirpr@bbmb.nic.in>, tehripowerhouse <tehripowerhouse@thdc.co.in>, "aeeldmt@gmail.com" <aeeldmt@gmail.com>, "nr1commercial@powergrid.co.in" <nr1commercial@powergrid.co.in>, "manoj.joshi@avaada.com" <manoj.joshi@avaada.com>, "phem-kishanganga@nhpc.nic.in" <phem-kishanganga@nhpc.nic.in>, "anuraggupta@ntpc.co.in" <anuraggupta@ntpc.co.in>, "aao2_fund_ddun@ptcul.org" <aao2_fund_ddun@ptcul.org>

"operations@azurepower.com" <operations@azurepower.com>, "hfe_fns@herofutureenergies.com" <hfe_fns@herofutureenergies.com>, "rajesh.dwivedi@avaada.com" <rajesh.dwivedi@avaada.com>, "cesocomml@hvpn.org.in" <cesocomml@hvpn.org.in>, "jksldc1@gmail.com" <jksldc1@gmail.com>, "naorem.devi@powergrid.in" <naorem.devi@powergrid.in>, "vinay.s@phtl.in" <vinay.s@phtl.in>, "sushil.verma@powergrid.in" <sushil.verma@powergrid.in>, "rakesh.verma@indigrd.com" <rakesh.verma@indigrd.com>, "operationsho@azurepower.com" <operationsho@azurepower.com>, "pkanaujia@brookfieldrenewable.in" <pkanaujia@brookfieldrenewable.in>, "pramodkgupta@npcil.co.in" <pramodkgupta@npcil.co.in>, "nashenoy@npcil.co.in" <nashenoy@npcil.co.in>, "commercial.ipgpp@gov.in" <commercial.ipgpp@gov.in>, "gmfmuppcl@gmail.com" <gmfmuppcl@gmail.com>, "utkarsh.sharma@energy-sel.com" <utkarsh.sharma@energy-sel.com>, "pavankumarmeena@powergrid.in" <pavankumarmeena@powergrid.in>, "TPREL-ForcastingScheduling@tatapower.com" <TPREL-ForcastingScheduling@tatapower.com>, "ERCG.renewables@adani.com" <ERCG.renewables@adani.com>, "dhauliganga@rediffmail.com" <dhauliganga@rediffmail.com>, "gmcsosjvn@gmail.com" <gmcsosjvn@gmail.com>, "yashika.t@greenkogroup.com" <yashika.t@greenkogroup.com>, "salalphems@rediffmail.com" <salalphems@rediffmail.com>, "dtldata@rediffmail.com" <dtldata@rediffmail.com>, "accounts@eden-re.com" <accounts@eden-re.com>, "yogesh@acme.in" <yogesh@acme.in>, "mukundk@tatapower.com" <mukundk@tatapower.com>, "kumarsharad@thdc.co.in" <kumarsharad@thdc.co.in>, "operation.koteshwar" <operation.koteshwar@gmail.com>, "khandelwalss@shreecement.com" <khandelwalss@shreecement.com>, "sewa2ph.nhpc@gmail.com" <sewa2ph.nhpc@gmail.com>, "eemg.apcpl@gmail.com" <eemg.apcpl@gmail.com>, "phem-chamera1@nhpc.nic.in" <phem-chamera1@nhpc.nic.in>, "SE.BILLING.RUVNL@RAJASTHAN.GOV.IN" <SE.BILLING.RUVNL@rajasthan.gov.in>, "ao-sldc@pstcl.org" <ao-sldc@pstcl.org>, "shivam.panday@herofutureenergies.com" <shivam.panday@herofutureenergies.com>, "sandeep@ayanapower.com" <sandeep@ayanapower.com>, "thushar@ayanapower.com" <thushar@ayanapower.com>, "gm.sainj@gmail.com" <gm.sainj@gmail.com>, "nhpcgmc@gmail.com" <nhpcgmc@gmail.com>, "hop-chamera-ii@nhpc.nic.in" <hop-chamera-ii@nhpc.nic.in>, "bbmbcomml@gmail.com" <bbmbcomml@gmail.com>, "fundsectionhq@upcl.org" <fundsectionhq@upcl.org>, "elop2-chd@nic.in" <elop2-chd@nic.in>, "chandrakant271170@gmail.com" <chandrakant271170@gmail.com>, "rajasr.acharya@adani.com" <rajasr.acharya@adani.com>, "goelkk@nhpc.nic.in" <goelkk@nhpc.nic.in>, "hod-om-co@nhpc.nic.in" <hod-om-co@nhpc.nic.in>, "romin.bose@lnjbhilwara.com" <romin.bose@lnjbhilwara.com>, "upsfin@gmail.com" <upsfin@gmail.com>, "chamera3pho@nhpc.nic.in" <chamera3pho@nhpc.nic.in>, "akshubinjola@gmail.com" <akshubinjola@gmail.com>, "hop-bairasiul@nhpc.nic.in" <hop-bairasiul@nhpc.nic.in>, "hop-parbati-ii@nhpc.nic.in" <hop-parbati-ii@nhpc.nic.in>, "pcshimla2003@gmail.com" <pcshimla2003@gmail.com>, "munplcomml@gmail.com" <munplcomml@gmail.com>, "Anindya.Saha@renewpower.in" <Anindya.Saha@renewpower.in>, "ashishdabral@thdc.co.in" <ashishdabral@thdc.co.in>, "pratul.hydro@gmail.com" <pratul.hydro@gmail.com>, "pcshimla2010@gmail.com" <pcshimla2010@gmail.com>, "johnsonoram@nfl.co.in" <johnsonoram@nfl.co.in>, "manoj.joshi@avaad.com" <manoj.joshi@avaad.com>, "TKJHA@NTPC.CO.IN" <TKJHA@ntpc.co.in>, "vinod.singh@jsw.in" <vinod.singh@jsw.in>, "nvvnoc@ntpc.co.in" <nvvnoc@ntpc.co.in>, "ce_candr@ptcul.org" <ce_candr@ptcul.org>, "angshuman.rudra@avaada.com" <angshuman.rudra@avaada.com>

Cc: "Prashant Garg (प्रशांत गर्ग)" <prashant.garg@grid-india.in>

Sir/Madam,

This is to inform you that NRLDC Fees & Charges bills for the month of **March-2023** have been issued today on 03-04-2023.

The adjustment amount shown is computed in line with the CERC Order dated 24.02.2023 in Petition No. 248/MP/2021 and detailed computation sheets [Annexure-III (A, B, C & D)] of adjustment amount is attached herewith for your kind reference.

Further, the adjustment amount pertaining to Distribution Licensee/Buyer Category of Users is carried out as per decision taken in 46th NRPC Commercial Sub-committee meeting. The revisions of 13 monthly bills i.e. from Jan-21 to Jan-22 is done in two parts. The bills of Jan-21 to Apr-21 have been revised with the Feb-23 bill and the revisions for balance months May-21 to Jan-22 are adjusted in this bill and details of same are mentioned in Annexure-II of Bill pdf file itself.

The bills & Annexure-III (A,B,C &D) are also uploaded on the link <https://nrldc.in/commercial/bill-details/> and the bills can also be downloaded from F&C portal (<https://fc.posoco.in/FnCWeb/#/landing>) using your login credentials.

In case you have forgotten your password, you can reset the password using "forgot password" and the link for new password will be delivered to your registered email id.

Follow Grid-India on:



* This e-mail is an official email of Grid Controller of India Limited (Grid-India), is confidential and intended to use by the addressee only. If the message is received by anyone other than the addressee, please return the message to the sender by replying to it and then delete the message from your computer. Internet e-mails are not necessarily secure. The Grid Controller of India Limited (Grid-India) does not accept responsibility for changes made to this message after it was sent. Whilst all reasonable care has been taken to avoid the transmission of viruses, it is the responsibility of the recipient to ensure that the onward transmission, opening or use of this message and any attachments will not adversely affect its systems or data. No responsibility is accepted by the Grid-India in this regard and the recipient should carry out such virus and other checks as it considers appropriate. Visit our website at www.posoco.in *

 **Annexure-III A,B, C & D.pdf**
2523K