

एसजेवीएन लिमिटेड
SJVN Limited

(भारत सरकार एवं हिमाचल प्रदेश सरकार का संयुक्त उपक्रम)
(A Joint Venture of Govt. of India & Govt. of Himachal Pradesh)
नवरत्न सी. पी. एस. ई.
A Navratna CPSE
CIN No : L40101HP1988GOI008409



Ref No: SJVN/C&SO/2025-26/ 351

Date : 03-04-2026

निदेशक (ऊर्जा)

हिमाचल प्रदेश सरकार

एम सी पार्किंग भवन, दूसरी मंजिल

टूटीकंडी क्रॉसिंग के पास, शिमला – 171005

विषय : रामपुर जलविद्युत स्टेशन द्वारा March 2026 में आपूर्ति की गई ऊर्जा का बिल

प्रिय महोदय,


Enclosed please find herewith provisional bill for Rs 12,40,24,692.00 computed on REA, which is based on availability tariff dated 01-04-2026. This bill also includes NRLDC Fees & Charges for the month of March, 2026 and impact of FERV Bill for F.Y. 2025-26 as per allocation for the month of March 2026.

The due date of payment of bill for credit in SJVN Ltd. account without levy of LPS will be 18-05-2026.

The bill is to be paid in full by the due date notwithstanding by difference or dispute regarding the accuracy of bill for which adjustment, if any would be carried out separately or in next month bill. Bank charges, if any would be the responsibility of the beneficiary.

Further, your attention is also invited towards payment of outstanding amount of Rs. 91,71,717.00 (inclusive of LPS) as on 31-03-2026.

It is requested that the payment of above bill along with outstanding dues, if any, may please be released immediately.


मुनीश चोउधरी
उप महाप्रबंधक (सी एंड एस ओ)
एसजेवीएन लिमिटेड, शक्ति सदन,
शानान, शिमला-171006 (हि.प्र.)

कॉरपोरेट मुख्यालय : शक्ति सदन, शानान,
शिमला - 171006 (हि.प्र.) www.sjvn.nic.in

दूरभाष : 0177-2660003/4/5/6 फैक्स : 0177-2660001
सम्पर्क कार्यालय : ऑफिस ब्लॉक, टावर - 1, 6 वीं मंजिल,
एनबीसीसी कॉम्प्लेक्स, पूर्वी किदवाई नगर, नई दिल्ली-110023
दूरभाष : 011-61901919 फैक्स : 011-61901915

Corporate H.Q.: Shakti Sadan, Shanan,
Shimla-171006, (H.P.) www.sjvn.nic.in
Tele: 0177-2660003/4/5/6, Fax: 0177-2660001
Liaison Office: Office Block, Tower-1, 6th Floor,
NBCC Complex, East Kidwai Nagar, New Delhi-110023
Tele: 011-61901919, Fax: 011-61901915

अपने तथा राष्ट्र के हित में ऊर्जा की बचत करें |

SAVE ENERGY FOR BENEFIT OF SELF AND NATION

एसजेवीएन लिमिटेड SJVN Limited

(भारत सरकार एवं हिमाचल प्रदेश सरकार का संयुक्त उपक्रम)
(A Joint Venture of Govt. of India & Govt. of Himachal Pradesh)
नवरत्न सी. पी. एस. ई.
A Navratna CPSE
CIN No : L40101HP1988GOI008409




The bank detail of SJVN for payment of energy bills of RHPS is as under:

Name of Account Holder	SJVN Limited
Name of the Bank	State Bank of India
Address of the Bank with email id	CAG II Branch, 5th Floor Redfort Capital, Parsvnath Towers, Bhai Veer Singh Marg, Gole Market, New Delhi- 110001, cs.cagdel@sbi.co.in
Bank A/c No.	SJVNRH04HD0015
IFSC Code	SBIN0004266
Type of Bank Account	Current Account

The copy of above bill is also available on SJVN website: <http://www.sjvn.nic.in/energy-bills.htm>.

धन्यवाद |

भवदीय,
एसजेवीएन लिमिटेड की ओर से


मुनीशा कुमारी
अधिकृत हस्ताक्षरकर्ता
उप महाप्रबंधक (सी एंड एस ओ)
एसजेवीएन लिमिटेड, शक्ति सदन,
शानान, शिमला-171006 (हि.प्र.)

प्रति :

- मुख्य अभियंता (सिस्टम ऑपरेशन), हिमाचल प्रदेश विद्युत बोर्ड लिमिटेड, विद्युत भवन परिसर, ब्लॉक-3, शिमला-4
- निदेशक (अंतरराज्यीय), हिमाचल प्रदेश विद्युत बोर्ड लिमिटेड, 132 के.वी. सबस्टेशन भवन, शीर्ष तल, टूटू, शिमला -11
- लेखा अधिकारी (एसएलएंडडी), हिमाचल प्रदेश विद्युत बोर्ड लिमिटेड, विद्युत भवन कॉम्प्लेक्स, ब्लॉक-3, शिमला-4

कॉरपोरेट मुख्यालय : शक्ति सदन, शानान,
शिमला - 171006 (हि.प्र.) www.sjvn.nic.in
दूरभाष : 0177-2660003/4/5/6 फैक्स : 0177-2660001
सम्पर्क कार्यालय : ऑफिस ब्लॉक, टावर - 1, 6 वीं मंजिल,
एनबीसीसी कॉम्प्लेक्स, पूर्वी किदवई नगर, नई दिल्ली-110023
दूरभाष : 011-61901919 फैक्स : 011-61901915

Corporate H.Q.: Shakti Sadan, Shanan,
Shimla-171006, (H.P.) www.sjvn.nic.in
Tele: 0177-2660003/4/5/6, Fax: 0177-2660001
Liaison Office: Office Block, Tower-1, 6th Floor,
NBCC Complex, East Kidwai Nagar, New Delhi-110023
Tele: 011-61901919, Fax: 011-61901915

अपने तथा राष्ट्र के हित में ऊर्जा की बचत करें |

SAVE ENERGY FOR BENEFIT OF SELF AND NATION



SJVN Limited
Commercial & System Operation Department
Provisional Bill for Energy Supplied

Name and address of beneficiary:

DIRECTOR (ENERGY)
GOVT. OF HIMACHAL PRADESH
SHANTI NIWAS, PHASE-III, SECTOR-6
NEW SHIMLA-9

Plant: RAMPUR HPS

Invoice No. & Date: SJVN/2526/02/216 ,dtd-03.04.2026

Bill for the month of : MAR,2026

Tariff: Provisional on ABT based REA


CIN:L40101HP1988GOI008409

GSTIN: 02AAICS1307F1ZY

GST NO:

Sr. No.	Particulars of Bill	Unit	Total
Energy Charge Rate			
A1	Energy Charges Rate for energy up to annual Ex Bus Saleable Design Energy	Rs./Kwh	2.351
A2	Energy Charges Rate for energy in Excess of annual Ex Bus Saleable Design energy	Rs./Kwh	1.300
Capacity Charges (Inclusive of Incentive)			
C1	PAFM for the month	(%)	87.870
C2	Weighted % Capacity allocation	(%)	30.000000
C3	Capacity Charges (inclusive of incentive) for the month (Rs.)	Rs.	102,597,150.00
Energy Details			
E1	Saleable Schedule Energy upto Annual Ex Bus Saleable Design Energy	Kwh	0.0
E2	Saleable Schedule Energy in Excess of Annual Ex Bus Saleable Design Energy	Kwh	16,150,851.0
Energy Charges			
EE1	Energy charges upto Annual Ex Bus Saleable Design Energy	Rs.	0.00
EE2	Energy charges in Excess of Annual Ex Bus Saleable Design Energy	Rs.	20,996,106.00
RLDC Charge			
RL	NRLDC Fee and charge for the month APR,2026	Rs.	74,828.00
Adjustment as per final/revision in REA			
		Rs.	--
Late Payment Surcharge			
	LPS on overdue amount	Rs.	356,608.00
TT	Total (C3+EE1+EE2+RL+LPS)	Rs.	124,024,692.00

Note: Rebate will be applicable on billed amount as per SJVN rebate policy


SJVN C&SO Department
मुनीश कुमार
उप महाप्रबंधक (सी एंड एस ओ)
एसजेवीएन लिमिटेड, शक्ति सदन,
शजान, शिमला-171006 (हि.प्र.)

Amount payable by HPSEB for assigned power of GOHP from RHPS w.e.f. 21.05.2021 to 31.03.2026

Sr No	Bill Date	Due Date	Amount Billed	TDS	Net Payable	Payment Amount	Rebate	Adj in LPS	Principal Adj	Net Outstanding	Delay in Days	LPS %	LPS Amount	Cummulative LPS
1	OB	22-05-21									2.00	12.00%	4,138,052.00	4,138,052.00
2		24-05-21			443,120,990.00	442,328,377.00		4,138,052.00	438,190,325.00	4,930,665.00	24.00	12.00%	38,905.00	38,905.00
3		17-06-21				146,646,815.00		38,905.00	146,607,910.00	(141,677,245.00)	1.00	12.00%	-	-
4	04-05-21	18-06-21	145,543,805.00		145,543,805.00			-	-	3,866,560.00	29.00	12.00%	36,865.00	36,865.00
5		17-07-21				195,326,268.00		36,865.00	195,289,403.00	(191,422,843.00)	1.00	12.00%	-	-
6	03-06-21	18-07-21	195,326,267.00		195,326,267.00			-	-	3,903,424.00	16.00	12.00%	20,533.00	20,533.00
7		03-08-21				45,898,540.00		20,533.00	45,878,007.00	(41,974,583.00)	-	12.00%	-	-
8	18-06-21	03-08-21	45,898,540.00		45,898,540.00			-	-	3,923,957.00	7.00	12.00%	9,030.00	9,030.00
9		10-08-21				272,431,682.00	1,920,465.00	9,030.00	274,343,117.00	(270,419,160.00)	9.00	12.00%	-	-
10	05-07-21	19-08-21	274,352,147.00		274,352,147.00			-	-	3,932,987.00	5.00	12.00%	6,465.00	6,465.00
11		24-08-21				185,719,836.00	2,785,798.00	6,465.00	188,499,169.00	(184,566,182.00)	8.00	12.00%	-	-
12	18-07-21	01-09-21	45,898,540.00		45,898,540.00			-	-	(138,667,642.00)	-	12.00%	-	-
13		01-09-21				45,898,540.00		-	45,898,540.00	(184,566,182.00)	7.00	12.00%	-	-
14		08-09-21				110,155,188.00		-	110,155,188.00	(294,721,370.00)	10.00	12.00%	-	-
15	04-08-21	18-09-21	298,684,520.00		298,684,520.00			-	-	3,963,150.00	14.00	12.00%	18,241.00	18,241.00
16	18-08-21	02-10-21	45,898,540.00		45,898,540.00			-	-	49,861,690.00	2.00	12.00%	32,786.00	51,027.00
17		04-10-21				45,898,540.00		51,027.00	45,847,513.00	4,014,177.00	14.00	12.00%	18,476.00	18,476.00
18		18-10-21				292,106,641.00		18,476.00	292,088,165.00	(288,073,988.00)	-	12.00%	-	-
19	03-09-21	18-10-21	292,106,641.00		292,106,641.00			-	-	4,032,653.00	15.00	12.00%	19,887.00	19,887.00
20	18-09-21	02-11-21	45,898,540.00		45,898,540.00			-	-	49,931,193.00	1.00	12.00%	16,416.00	36,303.00
21		03-11-21				45,898,540.00		36,303.00	45,862,237.00	4,068,956.00	16.00	12.00%	21,404.00	21,404.00
22	05-10-21	19-11-21	265,248,622.00	265,249.00	264,983,373.00			-	-	269,052,329.00	1.00	12.00%	88,456.00	109,860.00
23		20-11-21				264,983,373.00		109,860.00	264,873,513.00	4,178,816.00	12.00	12.00%	16,486.00	16,486.00
24		02-12-21				45,898,540.00		16,486.00	45,882,054.00	(41,703,238.00)	-	12.00%	-	-
25	18-10-21	02-12-21	45,898,540.00		45,898,540.00			-	-	4,195,302.00	8.00	12.00%	11,034.00	11,034.00
26		10-12-21				198,000,484.00	1,196,378.00	11,034.00	199,185,828.00	(194,990,526.00)	7.00	12.00%	-	-
27	02-11-21	17-12-21	199,396,258.00	199,396.00	199,196,862.00			-	-	4,206,336.00	16.00	12.00%	22,126.00	22,126.00
28	18-11-21	02-01-22	45,898,540.00		45,898,540.00			-	-	50,104,876.00	1.00	12.00%	16,473.00	38,599.00
29		03-01-22				45,898,540.00		38,599.00	45,859,941.00	4,244,935.00	13.00	12.00%	18,143.00	18,143.00
30	02-12-21	16-01-22	160,365,375.00	160,365.00	160,205,010.00			-	-	164,449,945.00	1.00	12.00%	54,066.00	72,209.00
31		17-01-22				160,205,008.00		72,209.00	160,132,799.00	4,317,146.00	32.00	12.00%	45,419.00	45,419.00
32	04-01-22	18-02-22	153,203,034.00	153,203.00	153,049,831.00			-	-	157,366,977.00	-	12.00%	-	45,419.00
33		18-02-22				153,049,831.00		45,419.00	153,004,412.00	4,362,565.00	32.00	12.00%	45,897.00	45,897.00
34		22-03-22				124,002,637.00		45,897.00	123,956,740.00	(119,594,175.00)	-	12.00%	-	-
35	05-02-22	22-03-22	124,126,764.00	124,127.00	124,002,637.00			-	-	4,408,462.00	27.00	12.00%	39,133.00	39,133.00
36	04-03-22	18-04-22	108,889,896.00	108,890.00	108,781,006.00			-	-	113,189,468.00	-	12.00%	-	39,133.00
37		18-04-22				108,781,006.00		39,133.00	108,741,873.00	4,447,595.00	17.00	12.00%	24,858.00	24,858.00
38	21-03-22	05-05-22	42,843,974.00		(42,843,974.00)			-	-	(38,396,379.00)	16.00	12.00%	-	24,858.00
39	06-04-22	21-05-22	137,705,633.00	137,706.00	137,567,927.00			-	-	99,171,548.00	-	12.00%	-	24,858.00
40	06-04-22	21-05-22	93,206,111.00	93,206.00	93,112,905.00			-	-	192,284,453.00	-	12.00%	-	24,858.00
41		21-05-22				48,036,631.00		24,858.00	48,011,773.00	144,272,680.00	-	12.00%	-	-
42		21-05-22				93,112,904.00		-	93,112,904.00	51,159,776.00	15.00	12.00%	252,295.00	252,295.00
43	21-04-22	05-06-22	(46,687,322.00)		(46,687,322.00)			-	-	4,472,454.00	13.00	12.00%	19,115.00	271,410.00
44		18-06-22				120,923,010.00		271,410.00	120,651,600.00	(116,179,146.00)	1.00	12.00%	-	-
45	05-05-22	19-06-22	167,778,110.00	167,778.00	167,610,332.00			-	-	51,431,186.00	16.00	12.00%	270,542.00	270,542.00
47	21-05-22	05-07-22	(46,687,322.00)		(46,687,322.00)			-	-	4,743,864.00	3.00	12.00%	4,679.00	275,221.00
48		08-07-22				27,521,050.00	147,136.00	275,221.00	27,392,965.00	(22,649,101.00)	6.00	12.00%	-	-
49	06-06-22	21-07-22	218,974,221.00	218,974.00	218,755,247.00			-	-	27,668,186.00	7.00	12.00%	-	-
50		21-07-22				172,067,924.00		-	172,067,924.00	(3,629,964.00)	3.00	12.00%	-	-
51	09-06-22	24-07-22	144,671,791.00	778,306.00	143,893,485.00			-	-	140,263,521.00	2.00	12.00%	92,228.00	92,228.00
52		26-07-22				116,225,299.00		92,228.00	116,133,071.00	24,130,450.00	10.00	12.00%	79,333.00	79,333.00
53	21-06-22	05-08-22	(46,687,322.00)		(46,687,322.00)			-	-	(22,556,872.00)	7.00	12.00%	-	79,333.00
54		12-08-22				27,447,482.00	220,704.00	79,333.00	27,588,853.00	(50,145,725.00)	6.00	12.00%	-	-
55		18-08-22				194,579,345.00		-	194,579,345.00	(244,725,070.00)	1.00	12.00%	-	-
56	05-07-22	19-08-22	241,508,176.00	241,508.00	241,266,668.00			-	-	(3,458,402.00)	4.00	12.00%	-	-
57		23-08-22				117,003,604.00		-	117,003,604.00	(120,462,006.00)	-	12.00%	-	-
58	09-07-22	23-08-22	144,671,791.00		144,671,791.00			-	-	24,209,785.00	12.00	12.00%	95,513.00	95,513.00
59	21-07-22	04-09-22	(46,687,322.00)		(46,687,322.00)			-	-	(22,477,537.00)	8.00	12.00%	-	95,513.00
60		12-09-22				27,447,482.00	220,704.00	95,513.00	27,572,673.00	(50,050,210.00)	5.00	12.00%	-	-
61		17-09-22				237,602,952.00		-	237,602,952.00	(287,653,162.00)	1.00	12.00%	-	-

Sr No	Bill Date	Due Date	Amount Billed	TDS	Net Payable	Payment Amount	Rebate	Adj in LPS	Principal Adj	Net Outstanding	Delay in Days	LPS %	LPS Amount	Cummulative LPS
62	04-08-22	18-09-22	284,574,849.00	284,575.00	284,290,274.00	-	-	-	-	(3,362,888.00)	4.00	12.00%	-	-
63		22-09-22			-	117,003,604.00	-	-	117,003,604.00	(120,366,492.00)	1.00	12.00%	-	-
64	09-08-22	23-09-22	144,671,791.00		144,671,791.00	-	-	-	-	24,305,299.00	10.00	12.00%	79,908.00	79,908.00
65		03-10-22			-	4,531,201.00	-	79,908.00	4,451,293.00	19,854,006.00	2.00	12.00%	13,055.00	13,055.00
66	21-08-22	05-10-22	(46,687,322.00)		(46,687,322.00)	-	-	-	-	(26,833,316.00)	7.00	12.00%	-	13,055.00
67		12-10-22			-	27,447,482.00	220,704.00	13,055.00	27,655,131.00	(54,488,447.00)	8.00	12.00%	-	-
68	05-09-22	20-10-22	274,591,089.00	274,591.00	274,316,498.00	-	-	-	-	219,828,051.00	-	12.00%	-	-
69		20-10-22			-	274,316,497.00	-	-	274,316,497.00	(54,488,446.00)	2.00	12.00%	-	-
70	07-09-22	22-10-22	144,671,791.00		144,671,791.00	-	-	-	-	90,183,345.00	19.00	12.00%	563,337.00	563,337.00
71		10-11-22			-	27,447,485.00	220,704.00	563,337.00	27,104,852.00	63,078,493.00	1.00	12.00%	20,738.00	20,738.00
72		11-11-22			-	117,003,604.00	-	20,738.00	116,982,866.00	(53,904,373.00)	8.00	12.00%	-	-
73	05-10-22	19-11-22	259,536,298.00	259,536.00	259,276,762.00	-	-	-	-	205,372,389.00	2.00	12.00%	135,039.00	135,039.00
74	07-10-22	21-11-22	144,671,791.00		144,671,791.00	-	-	-	-	350,044,180.00	-	12.00%	-	135,039.00
75		21-11-22			-	50,000,000.00	-	135,039.00	49,864,961.00	300,179,219.00	2.00	12.00%	197,378.00	197,378.00
76		23-11-22			-	50,000,000.00	-	197,378.00	49,802,622.00	250,376,597.00	5.00	12.00%	411,578.00	411,578.00
77		28-11-22			-	159,276,761.00	-	411,578.00	158,865,183.00	91,511,414.00	2.00	12.00%	60,172.00	60,172.00
78		30-11-22			-	117,003,604.00	-	60,172.00	116,943,432.00	(25,432,018.00)	18.00	12.00%	-	-
79	03-11-22	18-12-22	186,522,418.00	186,522.00	186,335,896.00	-	-	-	-	160,903,878.00	1.00	12.00%	52,900.00	52,900.00
80		19-12-22			-	186,335,895.00	-	52,900.00	186,282,995.00	(25,379,117.00)	3.00	12.00%	-	-
81	07-11-22	22-12-22	144,671,791.00	144,672.00	144,527,119.00	-	-	-	-	119,148,002.00	8.00	12.00%	313,376.00	313,376.00
82		30-12-22			-	117,003,606.00	-	313,376.00	116,690,230.00	2,457,772.00	20.00	12.00%	16,161.00	16,161.00
83	05-12-22	19-01-23	153,830,297.00	153,830.00	153,676,467.00	-	-	-	-	156,134,239.00	1.00	12.00%	51,332.00	67,493.00
84		20-01-23			-	740,554.00	-	67,493.00	673,061.00	155,461,178.00	19.00	12.00%	971,100.00	971,100.00
85		08-02-23			-	50,000,000.00	-	971,100.00	49,028,900.00	106,432,278.00	2.00	12.00%	69,983.00	69,983.00
86		10-02-23			-	103,676,466.00	-	69,983.00	103,606,483.00	2,825,795.00	8.00	12.00%	7,432.00	7,432.00
87	04-01-23	18-02-23	146,967,035.00	146,967.00	146,820,068.00	-	-	-	-	149,645,863.00	25.00	12.00%	1,229,966.00	1,237,398.00
88		15-03-23			-	146,820,067.00	-	1,237,398.00	145,582,669.00	4,063,194.00	5.00	12.00%	6,679.00	6,679.00
89	03-02-23	20-03-23	134,476,618.00	134,477.00	134,342,141.00	-	-	-	-	138,405,335.00	9.00	12.00%	409,528.00	416,207.00
90		29-03-23			-	134,342,141.00	-	416,207.00	133,925,934.00	4,479,401.00	2.00	12.00%	2,945.00	2,945.00
91		31-03-23			-	-	-	-	-	4,479,401.00	3.00	13.50%	4,957.00	7,902.00
92		03-04-23			-	1,078,646.00	-	7,902.00	1,070,744.00	3,408,657.00	17.00	13.50%	21,374.00	21,374.00
93		20-04-23			-	110,991,868.00	-	21,374.00	110,970,494.00	(107,561,837.00)	-	13.50%	-	-
94	06-03-23	20-04-23	109,772,190.00	109,772.00	109,662,418.00	-	-	-	-	2,100,581.00	31.00	13.50%	24,019.00	24,019.00
95	06-04-23	21-05-23	117,305,326.00	117,306.00	117,188,020.00	-	-	-	-	119,288,601.00	-	13.50%	-	24,019.00
96	06-04-23	21-05-23	160,094,162.00	160,094.00	159,934,068.00	-	-	-	-	279,222,669.00	25.00	13.50%	2,574,799.00	2,598,818.00
97		15-06-23			-	277,519,593.00	2,598,818.00	274,920,775.00	274,920,775.00	4,301,894.00	4.00	13.50%	6,347.00	6,347.00
98	05-05-23	19-06-23	143,584,549.00	143,585.00	143,440,964.00	-	-	-	-	147,742,858.00	30.00	13.50%	1,634,859.00	1,641,206.00
99		19-07-23			-	316,780,641.00	-	1,641,206.00	315,139,435.00	(167,396,577.00)	1.00	13.50%	-	-
100	05-06-23	20-07-23	173,513,189.00	173,513.00	173,339,676.00	-	-	-	-	5,943,099.00	14.00	13.50%	30,690.00	30,690.00
101	19-06-23	03-08-23	3,355,000.00	20,130.00	3,334,870.00	-	-	-	-	9,277,969.00	11.00	13.50%	37,644.00	68,334.00
102		14-08-23			-	6,095,468.00	-	68,334.00	6,027,134.00	3,250,835.00	3.00	13.50%	3,597.00	3,597.00
103		17-08-23			-	3,334,870.00	-	3,597.00	3,331,273.00	(80,438.00)	3.00	13.50%	-	-
104	06-07-23	20-08-23	237,772,093.00	237,772.00	237,534,321.00	-	-	-	-	237,453,883.00	13.00	13.50%	1,138,611.00	1,138,611.00
105	19-07-23	02-09-23	3,355,000.00		3,355,000.00	-	-	-	-	240,808,883.00	11.00	13.50%	977,052.00	2,115,663.00
106		13-09-23			-	200,000,000.00	-	2,115,663.00	197,884,337.00	42,924,546.00	1.00	13.50%	15,833.00	15,833.00
107		14-09-23			-	37,534,320.00	-	15,833.00	37,518,487.00	5,406,059.00	3.00	13.50%	5,982.00	5,982.00
108	03-08-23	17-09-23	258,706,226.00	258,706.00	258,447,520.00	-	-	-	-	263,853,579.00	15.00	13.50%	1,459,846.00	1,465,828.00
109	18-08-23	02-10-23	3,355,000.00		3,355,000.00	-	-	-	-	267,208,579.00	1.00	13.50%	98,561.00	1,564,389.00
110		03-10-23			-	3,355,000.00	-	1,564,389.00	1,790,611.00	265,417,968.00	13.00	13.50%	1,272,701.00	1,272,701.00
111		16-10-23			-	258,447,519.00	-	1,272,701.00	257,174,818.00	8,243,150.00	4.00	13.50%	12,162.00	12,162.00
112	05-09-23	20-10-23	289,439,521.00	289,440.00	289,150,081.00	-	-	-	-	297,393,231.00	11.00	13.50%	1,206,636.00	1,218,798.00
113		31-10-23			-	3,355,000.00	-	1,218,798.00	2,136,202.00	295,257,029.00	2.00	13.50%	217,813.00	217,813.00
114	18-09-23	02-11-23	3,355,000.00		3,355,000.00	-	-	-	-	298,612,029.00	15.00	13.50%	1,652,157.00	1,869,970.00
115		17-11-23			-	2,122,406.00	-	1,869,970.00	252,436.00	298,359,593.00	1.00	13.50%	110,051.00	110,051.00
116		18-11-23			-	289,150,081.00	-	110,051.00	289,040,030.00	9,319,563.00	1.00	13.50%	3,438.00	3,438.00
117	05-10-23	19-11-23	245,005,453.00	245,005.00	244,760,448.00	-	-	-	-	254,080,011.00	11.00	13.50%	1,030,898.00	1,034,336.00
118	16-10-23	30-11-23	20,000.00	120.00	19,880.00	-	-	-	-	254,099,891.00	2.00	13.50%	187,451.00	1,221,787.00
119	18-10-23	02-12-23	3,355,000.00		3,355,000.00	-	-	-	-	257,454,891.00	-	13.50%	-	1,221,787.00
120		02-12-23			-	3,355,000.00	-	1,221,787.00	2,133,213.00	255,321,678.00	16.00	13.50%	1,506,816.00	1,506,816.00
121	03-11-23	18-12-23	170,547,262.00	170,547.00	170,376,715.00	-	-	-	-	425,698,393.00	-	13.50%	-	1,506,816.00
122		18-12-23			-	244,760,447.00	-	1,506,816.00	243,253,631.00	182,444,762.00	2.00	13.50%	134,590.00	134,590.00
123		20-12-23			-	119,880.00	-	119,880.00	-	182,444,762.00	10.00	13.50%	672,952.00	687,662.00

Sr No	Bill Date	Due Date	Amount Billed	TDS	Net Payable	Payment Amount	Rebate	Adj in LPS	Principal Adj	Net Outstanding	Delay in Days	LPS %	LPS Amount	Cummulative LPS
124	15-11-23	30-12-23	20,000.00		20,000.00			-	-	182,464,762.00	2.00	13.50%	134,605.00	822,267.00
125	17-11-23	01-01-24	3,355,000.00		3,355,000.00			-	-	185,819,762.00	-	13.50%	-	822,267.00
126		01-01-24			-	3,355,000.00		822,267.00	2,532,733.00	183,287,029.00	15.00	13.50%	1,014,088.00	1,014,088.00
127		16-01-24			-	170,376,714.00		1,014,088.00	169,362,626.00	13,924,403.00	3.00	13.50%	15,408.00	15,408.00
128	05-12-23	19-01-24	138,650,576.00	138,651.00	138,511,925.00			-	-	152,436,328.00	10.00	13.50%	562,265.00	577,673.00
129	15-12-23	29-01-24	20,000.00		20,000.00			-	-	152,456,328.00	2.00	13.50%	112,468.00	690,141.00
130		31-01-24			-	3,355,000.00		690,141.00	2,664,859.00	149,791,469.00	17.00	13.50%	939,266.00	939,266.00
131		17-02-24			-	138,511,925.00		939,266.00	137,572,659.00	12,218,810.00	-	13.50%	-	-
132		17-02-24			-	2,658,765.00		-	2,658,765.00	9,560,045.00	1.00	13.50%	3,526.00	3,526.00
133	04-01-24	18-02-24	135,944,962.00	135,945.00	135,809,017.00			-	-	145,369,062.00	29.00	13.50%	1,554,972.00	1,558,498.00
134		18-03-24			-	135,809,017.00		1,558,498.00	134,250,519.00	11,118,543.00	-	13.50%	-	-
135		18-03-24			-	1,896,722.00		-	1,896,722.00	9,221,821.00	3.00	13.50%	10,204.00	10,204.00
136	05-02-24	21-03-24	120,408,539.00	120,409.00	120,288,130.00			-	-	129,509,951.00	10.00	13.50%	477,701.00	487,905.00
137		31-03-24			-	-		-	-	129,509,951.00	16.00	13.65%	774,931.00	1,262,836.00
138		16-04-24			-	120,288,130.00		1,262,836.00	119,025,294.00	10,484,657.00	-	13.65%	-	-
139		16-04-24			-	1,483,107.00		-	1,483,107.00	9,001,550.00	4.00	13.65%	13,465.00	13,465.00
140	06-03-24	20-04-24	105,042,318.00	105,042.00	104,937,276.00			-	-	113,938,826.00	19.00	13.65%	809,590.00	823,055.00
141		09-05-24			-	104,937,275.00		823,055.00	104,114,220.00	9,824,606.00	6.00	13.65%	22,045.00	22,045.00
142		15-05-24			-	1,454,165.00		22,045.00	1,432,120.00	8,392,486.00	3.00	13.65%	9,416.00	9,416.00
143	03-04-24	18-05-24	120,855,152.00	120,855.00	120,734,297.00			-	-	129,126,783.00	1.00	13.65%	48,290.00	57,706.00
144	04-04-24	19-05-24	235,491,785.00	235,492.00	235,256,293.00			-	-	364,383,076.00	22.00	13.65%	2,997,924.00	3,055,630.00
145	26-04-24	10-06-24	8,175,500.00	49,053.00	8,126,447.00			-	-	372,509,523.00	1.00	13.65%	139,308.00	3,194,938.00
146		11-06-24			-	1,154,738.00		1,154,738.00	-	372,509,523.00	2.00	13.65%	278,617.00	2,318,817.00
147		13-06-24			-	120,734,296.00		2,318,817.00	118,415,479.00	254,094,044.00	-	13.65%	-	-
148		13-06-24			-	8,126,447.00		-	8,126,447.00	245,967,597.00	4.00	13.65%	367,941.00	367,941.00
149	03-05-24	17-06-24	141,864,716.00	141,865.00	141,722,851.00			-	-	387,690,448.00	2.00	13.65%	289,971.00	657,912.00
150		19-06-24			-	235,256,293.00		657,912.00	234,598,381.00	153,092,067.00	22.00	13.65%	1,259,549.00	1,259,549.00
151	27-05-24	11-07-24	8,175,500.00		8,175,500.00			-	-	161,267,567.00	5.00	13.65%	301,548.00	1,561,097.00
152		16-07-24			-	141,722,851.00		1,561,097.00	140,161,754.00	21,105,813.00	-	13.65%	-	-
153		16-07-24			-	744,337.00		-	744,337.00	20,361,476.00	-	13.65%	-	-
154		16-07-24			-	9,864.00		-	9,864.00	20,351,612.00	4.00	13.65%	30,444.00	30,444.00
155	05-06-24	20-07-24	240,401,496.00	240,401.00	240,161,095.00			-	-	260,512,707.00	17.00	13.65%	1,656,218.00	1,686,662.00
156		06-08-24			-	8,175,500.00		1,686,662.00	6,488,838.00	254,023,869.00	3.00	13.65%	284,994.00	284,994.00
157	25-06-24	09-08-24	8,175,500.00		8,175,500.00			-	-	262,199,369.00	4.00	13.65%	392,222.00	677,216.00
158		13-08-24			-	3,991,505.00		677,216.00	3,314,289.00	258,885,080.00	4.00	13.65%	387,264.00	387,264.00
159	03-07-24	17-08-24	278,834,636.00	278,835.00	278,555,801.00			-	-	537,440,881.00	2.00	13.65%	401,976.00	789,240.00
160		19-08-24			-	240,161,094.00		789,240.00	239,371,854.00	298,069,027.00	9.00	13.65%	1,003,227.00	1,003,227.00
161		28-08-24			-	8,175,500.00		1,003,227.00	7,172,273.00	290,896,754.00	11.00	13.65%	1,196,662.00	1,196,662.00
162	25-07-24	08-09-24	8,175,500.00		8,175,500.00			-	-	299,072,254.00	3.00	13.65%	335,534.00	1,532,196.00
163		11-09-24			-	1,671,556.00		1,532,196.00	139,360.00	298,932,894.00	5.00	13.65%	558,964.00	558,964.00
164		16-09-24			-	278,555,801.00		558,964.00	277,996,837.00	20,936,057.00	3.00	13.65%	23,489.00	23,489.00
165	05-08-24	19-09-24	284,792,818.00	284,793.00	284,508,025.00			-	-	305,444,082.00	14.00	13.65%	1,599,188.00	1,622,677.00
166		03-10-24			-	8,175,500.00		1,622,677.00	6,552,823.00	298,891,259.00	7.00	13.65%	782,440.00	782,440.00
167	26-08-24	10-10-24	8,175,500.00		8,175,500.00			-	-	307,066,759.00	5.00	13.65%	574,173.00	1,356,613.00
168		15-10-24			-	2,689,738.00		1,356,613.00	1,333,125.00	305,733,634.00	4.00	13.65%	457,344.00	457,344.00
169		19-10-24			-	284,508,025.00		457,344.00	284,050,681.00	21,682,953.00	-	13.65%	-	-
170	04-09-24	19-10-24	287,032,065.00	287,032.00	286,745,033.00			-	-	308,427,986.00	17.00	13.65%	1,960,841.00	1,960,841.00
171		05-11-24			-	286,745,033.00		1,960,841.00	284,784,192.00	23,643,794.00	-	13.65%	-	-
172		05-11-24			-	8,175,500.00		-	8,175,500.00	15,468,294.00	3.00	13.65%	17,354.00	17,354.00
173	24-09-24	08-11-24	8,175,500.00		8,175,500.00			-	-	23,643,794.00	10.00	13.65%	88,421.00	105,775.00
174		18-11-24			-	2,676,016.00		105,775.00	2,570,241.00	21,073,553.00	-	13.65%	-	-
175	04-10-24	18-11-24	257,604,393.00	257,604.00	257,346,789.00			-	-	278,420,342.00	11.00	13.65%	1,145,337.00	1,145,337.00
176		29-11-24			-	8,175,500.00		1,145,337.00	7,030,163.00	271,390,179.00	1.00	13.65%	101,492.00	101,492.00
177		30-11-24			-	-		-	-	271,390,179.00	10.00	13.65%	1,014,925.00	1,116,417.00
178		10-12-24			-	3,860,223.00		1,116,417.00	2,743,806.00	268,646,373.00	8.00	13.65%	803,731.00	803,731.00
179		18-12-24			-	257,346,788.00		803,731.00	256,543,057.00	12,103,316.00	2.00	13.65%	9,053.00	9,053.00
180	05-11-24	20-12-24	177,365,443.00	177,366.00	177,188,077.00			-	-	189,291,393.00	4.00	13.65%	283,159.00	292,212.00
181		24-12-24			-	177,188,077.00		292,212.00	176,895,865.00	12,395,528.00	24.00	13.65%	111,254.00	111,254.00
182		17-01-25			-	145,169,038.00		111,254.00	145,057,784.00	(132,662,256.00)	-	13.65%	-	-
183		17-01-25			-	257,409,342.00		-	257,409,342.00	(390,071,598.00)	-	13.65%	-	-
184		17-01-25			-	4,980,245.00		-	4,980,245.00	(395,051,843.00)	3.00	13.65%	-	-
185	04-12-24	20-01-25	145,314,353.00	145,314.00	145,169,039.00			-	-	(249,882,804.00)	-	13.65%	-	-
186	05-12-24	20-01-25	257,667,010.00	257,668.00	257,409,342.00			-	-	7,526,538.00	28.00	13.65%	78,812.00	78,812.00
187	03-01-25	17-02-25	136,551,814.00	136,552.00	136,415,262.00			-	-	143,941,800.00	21.00	13.65%	1,130,436.00	1,209,248.00
188		10-03-25			-	136,415,262.00		1,209,248.00	135,206,014.00	8,735,786.00	7.00	13.65%	22,869.00	22,869.00
189		17-03-25			-	1,072,399.00		22,869.00	1,049,530.00	7,686,256.00	7.00	13.65%	20,121.00	20,121.00
190	07-02-25	24-03-25	128,861,383.00	128,861.00	128,732,522.00			-	-	136,418,778.00	7.00	13.65%	357,118.00	377,239.00

Sr No	Bill Date	Due Date	Amount Billed	TDS	Net Payable	Payment Amount	Rebate	Adj in LPS	Principal Adj	Net Outstanding	Delay in Days	LPS %	LPS Amount	Cummulative LPS
191		31-03-25			-			-	-	136,418,778.00	17.00	13.65%	867,287.00	1,244,526.00
192		17-04-25			-	128,732,522.00		1,244,526.00	127,487,996.00	8,930,782.00	4.00	14.00%	13,702.00	13,702.00
193	05-03-25	21-04-25	99,872,815.00	99,873.00	99,772,942.00			-	-	108,703,724.00	9.00	14.00%	375,251.00	388,953.00
194		30-04-25			-	99,772,942.00		388,953.00	99,383,989.00	9,319,735.00	15.00	14.00%	53,620.00	53,620.00
195		15-05-25			-	410,847.00		53,620.00	357,227.00	8,962,508.00	4.00	14.00%	13,751.00	13,751.00
196	03-04-25	19-05-25	122,339,459.00	122,340.00	122,217,119.00			-	-	131,179,627.00	12.00	14.00%	603,786.00	617,537.00
197		31-05-25			-	122,217,119.00		617,537.00	121,599,582.00	9,580,045.00	18.00	14.00%	66,142.00	66,142.00
198		18-06-25			-	1,205,340.00		66,142.00	1,139,198.00	8,440,847.00	2.00	14.00%	6,475.00	6,475.00
199	06-05-25	20-06-25	139,121,813.00	139,122.00	138,982,691.00			-	-	147,423,538.00	-	14.00%	-	6,475.00
200		20-06-25			-	138,982,691.00		6,475.00	138,976,216.00	8,447,322.00	10.00	14.00%	32,401.00	32,401.00
201		30-06-25			-	-		-	-	8,447,322.00	19.00	14.00%	61,561.00	93,962.00
202		19-07-25			-	245,905,058.00		93,962.00	245,811,096.00	(237,363,774.00)	2.00	14.00%	-	-
203	05-06-25	21-07-25	246,151,210.00	246,152.00	245,905,058.00			-	-	8,541,284.00	10.00	14.00%	32,761.00	32,761.00
204		31-07-25			-	-		-	-	8,541,284.00	18.00	14.00%	58,970.00	91,731.00
205	04-07-25	18-08-25	269,137,910.00	269,138.00	268,868,772.00			-	-	277,410,056.00	-	14.00%	-	91,731.00
206		18-08-25			-	268,868,772.00		91,731.00	268,777,041.00	8,633,015.00	31.00	14.00%	102,650.00	102,650.00
207	04-08-25	18-09-25	273,759,257.00	273,759.26	273,485,497.74			-	-	282,118,512.74	1.00	14.00%	108,210.00	210,860.00
208		19-09-25			-	273,485,497.74		210,860.00	273,274,637.74	8,843,875.00	11.00	14.00%	37,314.00	37,314.00
209		30-09-25			-	-		-	-	8,843,875.00	17.00	14.00%	57,667.00	94,981.00
210		17-10-25			-	264,131,973.63		94,981.00	264,036,992.63	(255,193,117.63)	3.00	14.00%	-	-
211	03-09-25	20-10-25	264,396,370.00	264,396.37	264,131,973.63			-	-	8,938,856.00	11.00	14.00%	37,715.00	37,715.00
212		31-10-25			-	-		-	-	8,938,856.00	19.00	14.00%	65,143.00	102,858.00
213		19-11-25			-	264,827,276.63		102,858.00	264,724,418.63	(255,785,562.63)	-	14.00%	-	-
214		19-11-25			-	105,004.00		-	105,004.00	(255,890,566.63)	1.00	14.00%	-	-
215	06-10-25	20-11-25	265,092,369.00	265,092.37	264,827,276.63			-	-	8,936,710.00	10.00	14.00%	34,278.00	34,278.00
216		30-11-25			-	-		-	-	8,936,710.00	18.00	14.00%	61,700.00	95,978.00
217		18-12-25			-	185,352,613.85		95,978.00	185,256,635.85	(176,319,925.85)	1.00	14.00%	-	-
218	04-11-25	19-12-25	185,538,152.00	185,538.15	185,352,613.85			-	-	9,032,688.00	12.00	14.00%	41,575.00	41,575.00
219		31-12-25			-	-		-	-	9,032,688.00	16.00	14.00%	55,433.00	97,008.00
220		16-01-26			-	285,326,483.90		97,008.00	285,229,475.90	(276,196,787.90)	-	14.00%	-	-
221		16-01-26			-	151,018,292.54		-	151,018,292.54	(427,215,080.44)	3.00	14.00%	-	-
222	03-12-25	19-01-26	151,169,462.00	151,169.46	151,018,292.54			-	-	(276,196,787.90)	-	14.00%	-	-
223	03-12-25	19-01-26	285,612,096.00	285,612.10	285,326,483.90			-	-	9,129,696.00	12.00	14.00%	42,022.00	42,022.00
224		31-01-26			-	-		-	-	9,129,696.00	18.00	14.00%	63,032.00	105,054.00
225		18-02-26			-	141,317,779.76		105,054.00	141,212,725.76	(132,083,029.76)	1.00	14.00%	-	-
226	05-01-26	19-02-26	141,459,239.00	141,459.24	141,317,779.76			-	-	9,234,750.00	9.00	14.00%	31,879.00	31,879.00
227		28-02-26			-	-		-	-	9,234,750.00	20.00	14.00%	70,842.00	102,721.00
228		20-03-26			-	125,158,902.81		102,721.00	125,056,181.81	(115,821,431.81)	3.00	14.00%	-	-
229	04-02-26	23-03-26	125,284,186.00	125,284.19	125,158,902.81			-	-	9,337,470.00	4.00	14.00%	14,326.00	14,326.00
230	10-02-26	27-03-26	162,938,793.00	977,632.76	161,961,160.24			-	-	171,298,630.24	-	14.00%	-	14,326.00
231	10-02-26	27-03-26	3,471,075.00	41,652.90	3,429,422.10			-	-	174,728,052.34	-	14.00%	-	14,326.00
232	10-02-26	27-03-26	2,194,950.00	2,194.95	2,192,755.05			-	-	176,920,807.39	4.00	14.00%	271,440.00	285,766.00
233		31-03-26			-	3,429,422.10		285,766.00	3,143,656.10	173,777,151.29	-	14.00%	-	-
234		31-03-26			-	161,961,160.24		-	161,961,160.24	11,815,991.05	-	14.00%	-	-
235		31-03-26			-	2,192,755.05		-	2,192,755.05	9,623,236.00	-	14.00%	-	-
236		31-03-26			-	-		-	-	9,623,236.00	-	14.00%	-	-

Total Amount payable by GOHP as on 31.03.2026	9,623,236.00
Principal outstanding after TDS as on 31.03.2026	-
LPS payable by GOHP as on 31.03.2026	9,623,236.00
LPS already outstanding till 28.02.2026	9,266,628.00
LPS to be charged alongwith Mar 2026 Bill	356,608.00

कुशीश कुमार
उप महाप्रबंधक (सी एंड एस ओ)
एराजेवीएन लिमिटेड, शक्ति सदन,
शानदान, शिमला-171005 (हि.प्र.)